

PW182RB

Universal 17 Watt (IEEE802.3af Compliant)

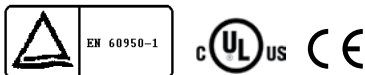


PoE Gigabit

- 10/100/1000 (MbPS) Data Rates
- Self-contained Injector
- 100-240VAC Universal Input
- Desktop Style / Non-vented Case
- IEEE802.3af Compliant Detection, Disconnect, Overload and Over Voltage Control Function
- Load Diagnostic LED
- UNH IOL Test Report
- Over Load Shutdown and Short Circuit Protection
- Regulated Output With Low Ripple
- Complies with EMI/RFI Regulations
- CE Compliant



International Safety Standard Approvals



Specifications

Output Specifications

| | | |
|---|----------------|---|
| Combined Line and Load Voltage Regulation | Excluding Cord | ±1% |
| Ripple | | 1% Vp-p max. |
| Transient Response | | 0.5ms for 50% Load Change Typical |
| Protection | | Foldback Overcurrent Protection, Short Circuit Protection |

Input Specifications

| | | |
|------------------------|-------------|--|
| AC Input Voltage Range | | 100-240VAC -10%, +10% |
| Line Frequency | | 47-63Hz |
| AC Input Current | 90VAC Input | 0.6A max. |
| Protection | | Internal Primary Current Fuse, Inrush Limiting |

Environmental Specifications

| | | |
|---------------------|--|---------------|
| Thermal Performance | Operating Temperature No Derating, Convectional Cooling Non Vented Case | 0° C to 40° C |
| Relative Humidity | Non-Condensing | 5% to 95% |
| Altitude | | 0-10,000 feet |

General Specifications

| | | |
|----------------------|---------------------------------------|--|
| Topology | | Switching-Fixed Frequency Flyback |
| Dielectric Withstand | Primary-Secondary Secondary-Ground | 3000VAC, 4250VDC 500VDC |
| Spacing | | 5mm Primary-Secondary |
| Leakage Current | | Less than 250 uA |
| Efficiency | | 65% Typical @ Max. Load and 120VAC/60 Hz |
| EMC Information | | |
| Emissions | FCC Part 15. EN55022. | Class B Class B |
| Harmonic VFF | EN61000-3-2 EN61000-3-3 | |
| ESD | EN61000-4-2. | Level 2 |
| RF EMI | EN61000-4-3. | Level 2 |
| EFT | EN61000-4-4. | Level 2 |
| Surge | EN61000-4-5. | Level 3 |
| CDI | EN61000-4-6. | Level 2 |
| CD | EN61000-4-8. | Level 1 |
| Voltage Dips | EN61000-4-11 | |
| CE | LVD, EMC, RoHS, WEEE, CE Compliant | |
| Hold-up Time | @120VAC @240VAC | 10ms min. typ. 30ms min. typ. |
| Storage Temp | | -30° C to +85° C |

PW182RB

Universal 17 Watt (IEEE802.3af Compliant)


PoE Gigabit

For the most current data and application support visit www.slpower.com


| Ault Part Number | Output Voltage | Output Currents | | Max Watts | Ripple Vp-p max. |
|------------------|----------------|-----------------|--------|-----------|------------------|
| | | Min | Max | | |
| PW182RB4800_01 | 48 V | 0.00 A | 0.35 A | 17 W | 480 mV |

| Ault Part Number Key | | | | | | |
|----------------------|---|-------------------------|-----------------------|-----------|---------------------------------|--|
| PW182 | R | B | 48 | 00 | _ | 01 |
| Product Family Name | Manufacturing Location (volume dependent) | Design Revision Changes | Voltage DC Model Type | Connector | Input Configuration/ Model Type | Standard (no modifications or special packaging) |

Input Configuration



IEC320
w/ground
C14
(F)



Shaver
C8
(N)

Specify the Input Configuration Code in your order.

General Specifications (continued from p. 1)

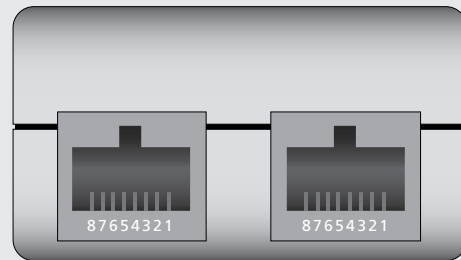
| | | |
|-------------------------|------------------|---|
| Approvals and Standards | Safety | cULus : UL/CSA60950 TUV : EN60950 CE: LVD, EMC |
| MTBF | | 100,000 Calculated Hours |
| Weight | (excluding cord) | 7 Ounces, 200 Grams |
| Case and Dimension | | 5.24L x 2.13W x 1.42H (in) 133.0L x 54.0W x 36.0H (mm) |
| Case Material | | Black 94V0 Polycarbonate |

Personalized PoE

Options (additional costs may apply):

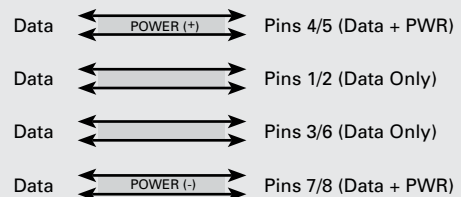
- Custom label artwork
- Custom agency approvals available
- Surge protection (Input & Output)
- Mounting bracket
- Custom PoE modifications

Pin Connections



J2 (Power and Data Out) J1 (Data In)
(Rear of Unit)

PoE Gigabit Pin-out Connections:



Note: ← → = Transformer

LED Functions:

| | |
|-------|--------------|
| Amber | Power On |
| Green | Power Active |
| Blink | Load Error |



X-ON Electronics

Largest Supplier of Electrical and Electronic Components

Click to view similar products for [Power over Ethernet - PoE category](#):

Click to view products by [SI Power manufacturer](#):

Other Similar products are found below :

[PD-3504G/AC](#) [AWPOE](#) [PD-9601G/AC](#) [PD-9001GO/AC](#) [POE-PS-150-001](#) [PD-9501GO/12-24VDC](#) [PD-6506G/AC/M](#) [PD-9501G/24VDC](#)
[2703007](#) [POEXRX1](#) [POEXRX4](#) [POEXTX1](#) [2703005](#) [POE-5s-afi](#) [2703006](#) [2703008](#) [PD-9606G/ACDC/M-US](#) [PD-9004G/AC-EU](#) [PD-](#)
[9501G-SFP/AC-US](#) [PD-3504G/AC-EU](#) [POWER-190W](#) [POWER-110W](#) [POWER-60W](#) [POEXKIT4-NP](#) [POEXKIT1-NP](#) [EKI-2701MPI-AE](#)
[POE-48I](#) [POE-24IR-CI](#) [POE-24IR](#) [POE-18I](#) [POE14-033](#) [PM8803](#) [POE576U-16AT-N](#) [POE33U-1AT](#) [POE21-240](#) [POE16R-1AFG](#)
[POE125U-4-AT-N](#) [POE75U-1UP](#) [POE576U-16AT](#) [POE14-120](#) [POE14-050](#) [PD-9001GR/AT/AC-US](#) [PD-9501GR/AC](#) [PIS-0250](#) [POE-HP-](#)
[24i](#) [POE-48iD](#) [POE-HP-50i](#) [POE-12i](#) [PD-9501GR/SP/AC](#) [POE15M-560](#)