


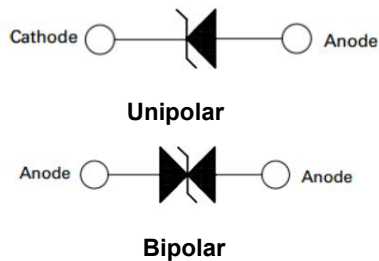
SMBJ SERIES SURFACE MOUNT TRANSIENT VOLTAGE SUPPRESSOR



Features

- Glass Passivated Die Construction
- 600W Peak Pulse Power Dissipation
- 5.0V- 200V Standoff Voltage
- Uni- and Bi-Directional Versions Available
- Excellent Clamping Capability
- Fast Response Time
- Plastic Case Material has UL Flammability Classification Rating 94V-0
- “-A” is an AEC-Q101 qualified device
- RoHS Compliant
- All SMC Parts are Traceable to the Wafer Lot
- Additional testing can be offered upon request

Circuit Diagram



Mechanical Data

- Case: SMB Low Profile Molded Plastic
- Terminals: Solder Plated , Solderable per MIL-STD 750, Method 2026
- Polarity: Cathode Band or Cathode Notch
- Weight:0.093 grams(approx.)

Maximum Ratings and Thermal Characteristics@ $T_A=25^\circ\text{C}$ unless otherwise specified

| Parameter | Symbol | Value | Units |
|--|-----------------|------------|--------------------|
| Peak Pulse Power Dissipation at $T_A=25^\circ\text{C}$ by 10x1000 μs Waveform (Fig.1)(Note 1), (Note 2) | P_{PPM} | 600 | W |
| Peak Forward Surge Current, 8.3ms Single Half Sine Wave (Note 2),(Note 3) | I_{FSM} | 100 | A |
| Typical Thermal Resistance Junction to Lead | $R_{\theta JL}$ | 20 | $^\circ\text{C/W}$ |
| Typical Thermal Resistance Junction to Ambient | $R_{\theta JA}$ | 100 | $^\circ\text{C/W}$ |
| Operating Junction and Storage Temperature Range | T_J, T_{STG} | -55 to 150 | $^\circ\text{C}$ |

- Notes:**
1. Non-repetitive current pulse , per Fig. 3 and derated above $T_A = 25^\circ\text{C}$ per Fig. 2.
 2. Mounted on 5.0mm² (0.013mm thick) land areas.
 3. Measured on 8.3ms single half sine wave or equivalent square wave, duty cycle=4pulses per minute maximum.



SMBJ SERIES

Technical Data
Data Sheet N0193, Rev. D

Automotive Qualified

Electrical Characteristics @T_A=25°C unless otherwise specified

| UNI-POLAR | BI-POLAR | DEVICE MARKING CODE | | REVERSE STAND-OFF VOLTAGE VRWM (V) | BREAKDOWN VOLTAGE VBR (V) MIN. @IT | BREAKDOWN VOLTAGE VBR (V) MAX. @IT | TEST CURRENT IT(MA) | MAXIMUM CLAMPING VOLTAGE @IPP VC(V) | PEAK PULSE CURRENT IPP(A) | REVERSE LEAKAGE @VRWM IR(uA) |
|-----------|-----------|---------------------|----|------------------------------------|------------------------------------|------------------------------------|---------------------|-------------------------------------|---------------------------|------------------------------|
| | | UNI | BI | | | | | | | |
| SMBJ5.0A | SMBJ5.0CA | KE | AE | 5 | 6.4 | 7 | 10 | 9.2 | 65.3 | 800 |
| SMBJ6.0A | SMBJ6.0CA | KG | AG | 6 | 6.67 | 7.37 | 10 | 10.3 | 58.3 | 800 |
| SMBJ6.5A | SMBJ6.5CA | KK | AK | 6.5 | 7.22 | 7.98 | 10 | 11.2 | 53.6 | 500 |
| SMBJ7.0A | SMBJ7.0CA | KM | AM | 7 | 7.78 | 8.6 | 10 | 12 | 50 | 200 |
| SMBJ7.5A | SMBJ7.5CA | KP | AP | 7.5 | 8.33 | 9.21 | 1 | 12.9 | 46.6 | 100 |
| SMBJ8.0A | SMBJ8.0CA | KR | AR | 8 | 8.89 | 9.83 | 1 | 13.6 | 44.2 | 50 |
| SMBJ8.5A | SMBJ8.5CA | KT | AT | 8.5 | 9.44 | 10.4 | 1 | 14.4 | 41.7 | 20 |
| SMBJ9.0A | SMBJ9.0CA | KV | AV | 9 | 10 | 11.1 | 1 | 15.4 | 39 | 10 |
| SMBJ10A | SMBJ10CA | KX | AX | 10 | 11.1 | 12.3 | 1 | 17 | 35.3 | 5 |
| SMBJ11A | SMBJ11CA | KZ | AZ | 11 | 12.2 | 13.5 | 1 | 18.2 | 33 | 5 |
| SMBJ12A | SMBJ12CA | LE | BE | 12 | 13.3 | 14.7 | 1 | 19.9 | 30.2 | 5 |
| SMBJ13A | SMBJ13CA | LG | BG | 13 | 14.4 | 15.9 | 1 | 21.5 | 28 | 5 |
| SMBJ14A | SMBJ14CA | LK | BK | 14 | 15.6 | 17.2 | 1 | 23.2 | 25.9 | 5 |
| SMBJ15A | SMBJ15CA | LM | BM | 15 | 16.7 | 18.5 | 1 | 24.4 | 24.6 | 5 |
| SMBJ16A | SMBJ16CA | LP | BP | 16 | 17.8 | 19.7 | 1 | 26 | 23.1 | 5 |
| SMBJ17A | SMBJ17CA | LR | BR | 17 | 18.9 | 20.9 | 1 | 27.6 | 21.8 | 5 |
| SMBJ18A | SMBJ18CA | LT | BT | 18 | 20 | 22.1 | 1 | 29.2 | 20.6 | 5 |
| SMBJ20A | SMBJ20CA | LV | BV | 20 | 22.2 | 24.5 | 1 | 32.4 | 18.6 | 5 |
| SMBJ22A | SMBJ22CA | LX | BX | 22 | 24.4 | 26.9 | 1 | 35.5 | 16.9 | 5 |
| SMBJ24A | SMBJ24CA | LZ | BZ | 24 | 26.7 | 29.5 | 1 | 38.9 | 15.5 | 5 |
| SMBJ26A | SMBJ26CA | ME | CE | 26 | 28.9 | 31.9 | 1 | 42.1 | 14.3 | 5 |
| SMBJ28A | SMBJ28CA | MG | CG | 28 | 31.1 | 34.4 | 1 | 45.4 | 13.3 | 5 |
| SMBJ30A | SMBJ30CA | MK | CK | 30 | 33.3 | 36.8 | 1 | 48.4 | 12.4 | 5 |
| SMBJ33A | SMBJ33CA | MM | CM | 33 | 36.7 | 40.6 | 1 | 53.3 | 11.3 | 5 |
| SMBJ36A | SMBJ36CA | MP | CP | 36 | 40 | 44.2 | 1 | 58.1 | 10.4 | 5 |
| SMBJ40A | SMBJ40CA | MR | CR | 40 | 44.4 | 49.1 | 1 | 64.5 | 9.3 | 5 |
| SMBJ43A | SMBJ43CA | MT | CT | 43 | 47.8 | 52.8 | 1 | 69.4 | 8.7 | 5 |
| SMBJ45A | SMBJ45CA | MV | CV | 45 | 50 | 55.3 | 1 | 72.7 | 8.3 | 5 |
| SMBJ48A | SMBJ48CA | MX | CX | 48 | 53.3 | 58.9 | 1 | 77.4 | 7.8 | 5 |
| SMBJ51A | SMBJ51CA | MZ | CZ | 51 | 56.7 | 62.7 | 1 | 82.4 | 7.3 | 5 |
| SMBJ54A | SMBJ54CA | NE | DE | 54 | 60 | 66.3 | 1 | 87.1 | 6.9 | 5 |
| SMBJ58A | SMBJ58CA | NG | DG | 58 | 64.4 | 71.2 | 1 | 93.6 | 6.5 | 5 |
| SMBJ60A | SMBJ60CA | NK | DK | 60 | 66.7 | 73.7 | 1 | 96.8 | 6.2 | 5 |
| SMBJ64A | SMBJ64CA | NM | DM | 64 | 71.1 | 78.6 | 1 | 103 | 5.9 | 5 |
| SMBJ70A | SMBJ70CA | NP | DP | 70 | 77.8 | 86 | 1 | 113 | 5.3 | 5 |
| SMBJ75A | SMBJ75CA | NR | DR | 75 | 83.3 | 92.1 | 1 | 121 | 5 | 5 |
| SMBJ78A | SMBJ78CA | NT | DT | 78 | 86.7 | 95.8 | 1 | 126 | 4.8 | 5 |
| SMBJ85A | SMBJ85CA | NV | DV | 85 | 94.4 | 104 | 1 | 137 | 4.4 | 5 |
| SMBJ90A | SMBJ90CA | NX | DX | 90 | 100 | 111 | 1 | 146 | 4.1 | 5 |
| SMBJ100A | SMBJ100CA | NZ | DZ | 100 | 111 | 123 | 1 | 162 | 3.7 | 5 |
| SMBJ110A | SMBJ110CA | PE | EE | 110 | 122 | 135 | 1 | 177 | 3.4 | 5 |
| SMBJ120A | SMBJ120CA | PG | EG | 120 | 133 | 147 | 1 | 193 | 3.1 | 5 |
| SMBJ130A | SMBJ130CA | PK | EK | 130 | 144 | 159 | 1 | 209 | 2.9 | 5 |
| SMBJ150A | SMBJ150CA | PM | EM | 150 | 167 | 185 | 1 | 243 | 2.5 | 5 |
| SMBJ160A | SMBJ160CA | PP | EP | 160 | 178 | 197 | 1 | 259 | 2.3 | 5 |
| SMBJ170A | SMBJ170CA | PR | ER | 170 | 189 | 209 | 1 | 275 | 2.2 | 5 |
| SMBJ180A | SMBJ180CA | PT | ET | 180 | 201 | 222 | 1 | 292 | 2.1 | 1 |
| SMBJ200A | SMBJ200CA | PV | EV | 200 | 224 | 247 | 1 | 324 | 1.9 | 1 |

- China - Germany - Korea - Singapore - United States •
- <http://www.smc-diodes.com> - sales@smc-diodes.com •

Ratings and Characteristics Curves

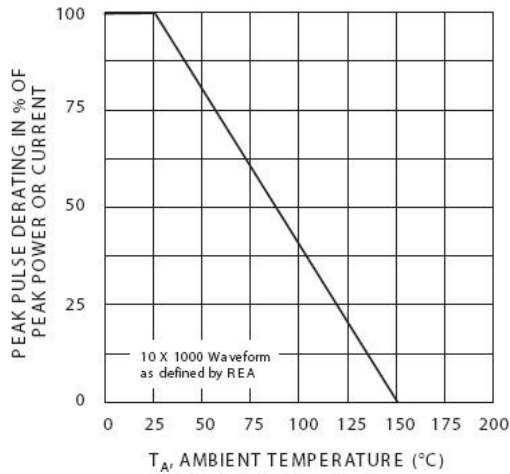


Fig. 1 Pulse Derating Curve

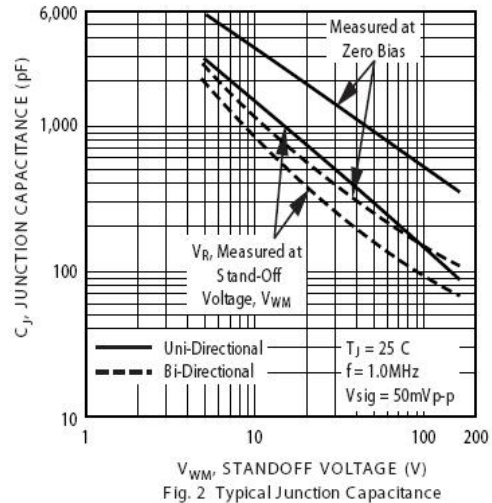


Fig. 2 Typical Junction Capacitance

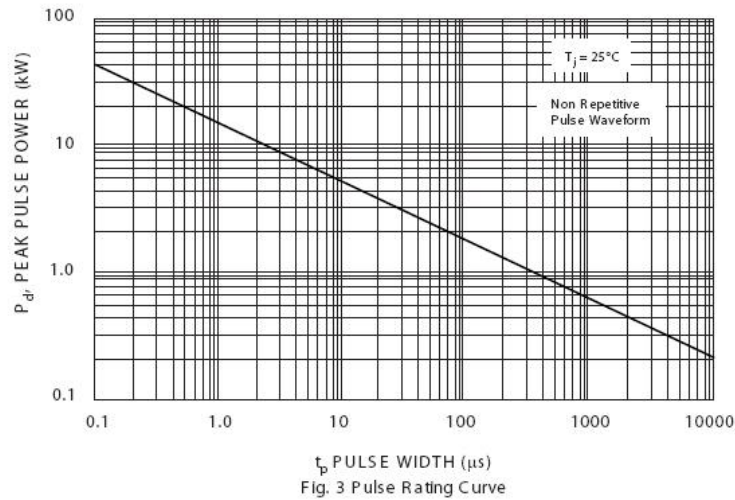


Fig. 3 Pulse Rating Curve

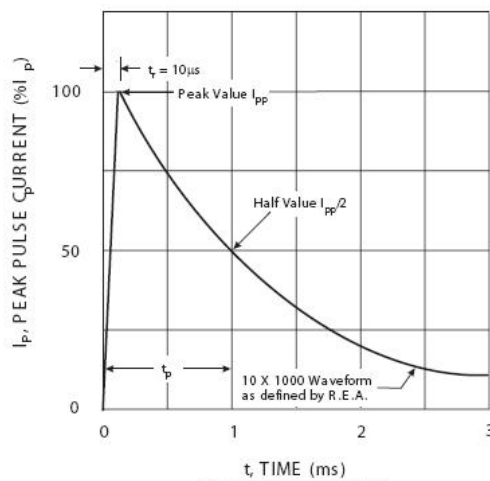
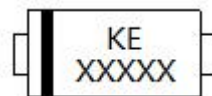


Fig. 4 Pulse Waveform

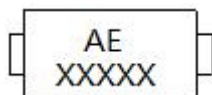
Ordering Information

| Device | Package | Shipping |
|----------------|---------------|----------------|
| SMBJ SERIES | SMB (Pb-Free) | 3000pcs / reel |
| SMBJ SERIES TR | SMB (Pb-Free) | 3000pcs / reel |

For information on tape and reel specifications, including part orientation and tape sizes, please refer to our tape and reel packaging specification.

Marking Diagram


SMBJ5.0A

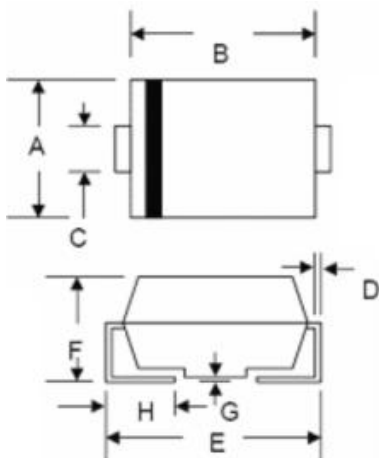


SMBJ5.0CA

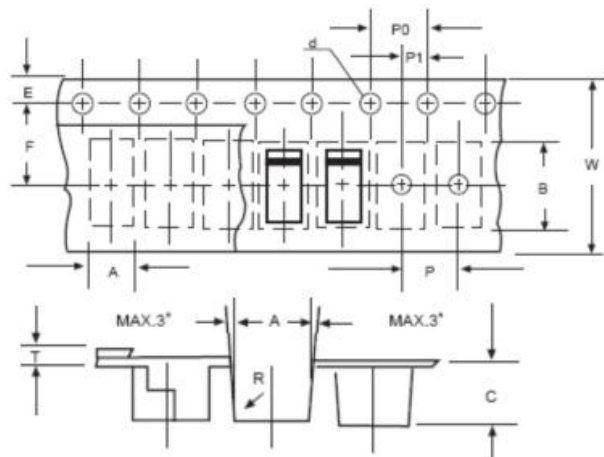
Where XXXXX is YYWWL

 KE/AE = Marking code
 YY = Year
 WW = Week
 L = Lot Number

Cautions: Molding resin
 Epoxy resin UL:94V-0

Mechanical Dimensions SMB


| Dim. | SMB/DO-214AA | | | |
|------|----------------|-------|-----------|-------|
| | Min. | Max. | Min. | Max. |
| A | 3.30 | 3.94 | 0.130 | 0.155 |
| B | 4.06 | 4.70 | 0.160 | 0.185 |
| C | 1.80 | 2.20 | 0.071 | 0.087 |
| D | 0.152 | 0.305 | 0.006 | 0.012 |
| E | 4.80 | 5.59 | 0.189 | 0.220 |
| F | 2.10 | 2.60 | 0.083 | 0.102 |
| G | 0.051 | 0.203 | 0.002 | 0.008 |
| H | 0.76 | 1.52 | 0.030 | 0.060 |
| | In Millimeters | | In inches | |

Carrier Tape Specification SMB


| SYMBOL | Millimeters | |
|--------|-------------|-------|
| | Min. | Max. |
| A | 3.99 | 4.19 |
| B | 5.72 | 5.92 |
| C | 3.23 | 3.43 |
| d | 1.40 | 1.60 |
| E | 1.40 | 1.60 |
| F | 5.60 | 5.70 |
| P | 7.90 | 8.10 |
| P0 | 3.90 | 4.10 |
| P1 | 1.90 | 2.10 |
| T | - | 0.60 |
| W | 11.80 | 12.20 |



DISCLAIMER:

- 1- The information given herein, including the specifications and dimensions, is subject to change without prior notice to improve product characteristics. Before ordering, purchasers are advised to contact the SMC Diode Solutions sales department for the latest version of the datasheet(s).
- 2- In cases where extremely high reliability is required (such as use in nuclear power control, aerospace and aviation, traffic equipment, medical equipment, and safety equipment), safety should be ensured by using semiconductor devices that feature assured safety or by means of users' fail-safe precautions or other arrangement.
- 3- In no event shall SMC Diode Solutions be liable for any damages that may result from an accident or any other cause during operation of the user's units according to the datasheet(s). SMC Diode Solution assumes no responsibility for any intellectual property claims or any other problems that may result from applications of information, products or circuits described in the datasheets.
- 4- In no event shall SMC Diode Solutions be liable for any failure in a semiconductor device or any secondary damage resulting from use at a value exceeding the absolute maximum rating.
- 5- No license is granted by the datasheet(s) under any patents or other rights of any third party or SMC Diode Solutions.
- 6- The datasheet(s) may not be reproduced or duplicated, in any form, in whole or part, without the expressed written permission of SMC Diode Solutions.
- 7- The products (technologies) described in the datasheet(s) are not to be provided to any party whose purpose in their application will hinder maintenance of international peace and safety nor are they to be applied to that purpose by their direct purchasers or any third party. When exporting these products (technologies), the necessary procedures are to be taken in accordance with related laws and regulations..

X-ON Electronics

Largest Supplier of Electrical and Electronic Components

Click to view similar products for [ESD Suppressors / TVS Diodes](#) category:

Click to view products by [SMC Diode](#) manufacturer:

Other Similar products are found below :

[60KS200C](#) [D18V0L1B2LP-7B](#) [D5V0F4U5P5-7](#) [DESD5V0U1BB-7](#) [NTE4902](#) [P4KE27CA](#) [P6KE11CA](#) [P6KE39CA-TP](#) [P6KE8.2A](#)
[SA110CA](#) [SA60CA](#) [SA64CA](#) [SMBJ12CATR](#) [SMBJ33CATR](#) [SMBJ8.0A](#) [ESD101-B1-02ELS E6327](#) [ESD105-B1-02EL E6327](#) [ESD112-B1-02EL E6327](#) [ESD119B1W01005E6327XTSA1](#) [ESD5V0L1B02VH6327XTSA1](#) [ESD7451N2T5G](#) [19180-510](#) [CPDT-5V0USP-HF](#)
[3.0SMCJ33CA-F](#) [3.0SMCJ36A-F](#) [HSPC16701B02TP](#) [D3V3Q1B2DLP3-7](#) [D55V0M1B2WS-7](#) [DESD5V0U1BL-7B](#) [DRTR5V0U4SL-7](#)
[SCM1293A-04SO](#) [ESD200-B1-CSP0201 E6327](#) [SM12-7](#) [SMF8.0A-TP](#) [SMLJ45CA-TP](#) [CEN955 W/DATA](#) [82350120560](#) [VESD12A1A-](#)
[HD1-GS08](#) [CPDUR5V0R-HF](#) [CPDQC5V0U-HF](#) [CPDQC5V0USP-HF](#) [CPDQC5V0-HF](#) [D1213A-01LP4-7B](#) [D1213A-02WL-7](#)
[MMAD1108/TR13](#) [5KP100A](#) [5KP15A](#) [5KP18A](#) [5KP48A](#) [5KP90A](#)