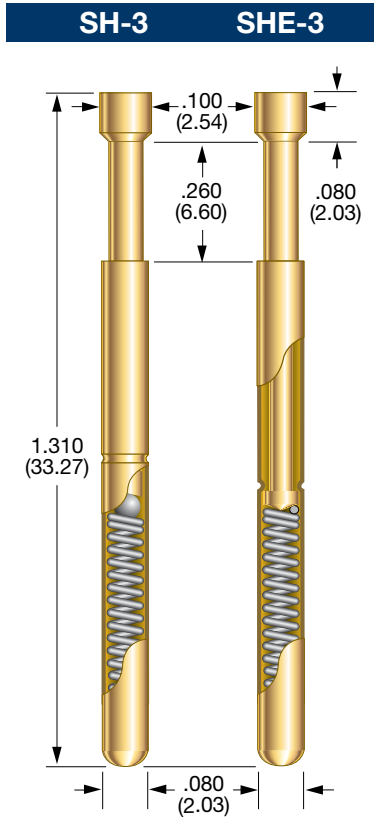
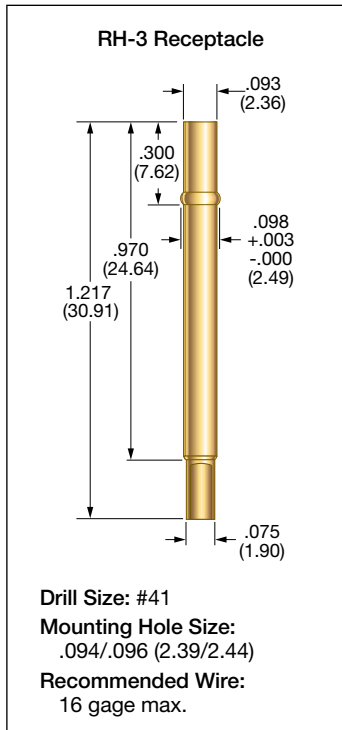


.125 CENTERS SH-3 and SHE-3



PROBE SPECIFICATIONS

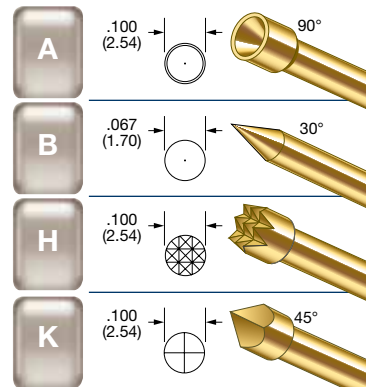
Minimum Centers: .125 (3.18)
 Current Rating:
 SHE-3: 14 amps continuous
 SH-3: 27 amps continuous
 (Individual probe in free air @ ambient temperature)
 Spring Force: 7.0 oz. @ .170 (4.32) travel
 Maximum Travel: .250 (6.35)
 Working Travel: .170 (4.32)

Rated Force oz. (g)	Preload oz. (g)
7.0 (199)	2.9 (82)

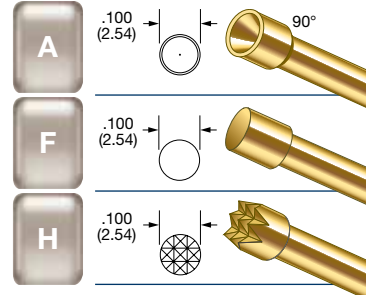
MATERIALS

Barrel: High performance copper alloy, gold plated
 Spring: Stainless steel
 Plunger: Beryllium copper, gold plated
 Ball: SH probe: Stainless steel
 Receptacle: Copper alloy, gold plated

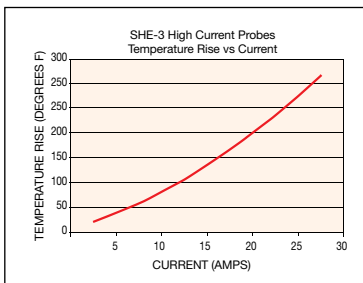
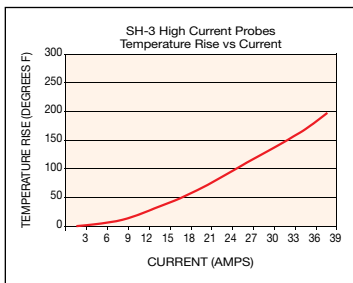
SHE-3 PLUNGER TIPS



SH-3 PLUNGER TIPS



.125 CENTER HIGH CURRENT PROBES



IDL current ratings are defined as the maximum current at which the temperature rise of the probe does not exceed 144°F (80°C) for a single probe in free air at ambient temperature for one hour.

RECEPTACLE OPTIONS

Part Number	Style	Receptacle Length	Probe/Receptacle Combined Length	Comments
RH-3-SC	Solder Cup	1.217 (30.91)	1.539 (39.09)	—

HOW TO ORDER: SPRING CONTACT PROBE

SHE **3** **A** **7** **G**
 SERIES SIZE TIP STYLE SPRING FORCE PLATING OPTIONS

SERIES:
 SHE: 14 AMPS
 SH: 27 AMPS

RECEPTACLE

RH **3** **SC**
 SERIES SIZE TERMINATION

TERMINATIONS:
 SC: SOLDER CUP

VIEW UPDATES OF THIS INFORMATION AT WWW.IDINET.COM

Specifications subject to change without notice. Dimensions in inches (millimeters)

X-ON Electronics

Largest Supplier of Electrical and Electronic Components

Click to view similar products for [Contact Probes](#) category:

Click to view products by [Smiths Interconnect](#) manufacturer:

Other Similar products are found below :

[CT5253](#) [CT5082](#) [100039-033-958](#) [100077-003-0-0](#) [300122-031-1102](#) [R-2-RP-375](#) [S-4-C-5-G S/C](#) [300122-056-0203](#) [SS-75-B-2.4-G](#) [ICT-100-J-17-G](#) [SS-75-C-4.9-D D/C .620 OAL](#) [100165-033-952](#) [100024-002-942](#) [SS-75-E-4.9-D D/C .620 OAL](#) [SX-0-U-2.2-G D/C](#) [101740-028-948](#) [ICT-100-V8-8-G S/C](#) [ICT-100-A-8-G S/C](#) [ICT-075-B-10-G-S S/C](#) [S-2-D-8.3-G D/C](#) [S-2-D-10-G D/C](#) [GSS-19-7-G S/C OAL](#) [ICT-100-T-8-G S/C](#) [GSS-4-7-G](#) [S-0-B9-2.5-G S/C](#) [SS-40-J-2.4-G D/C](#) [S-0-A-2.2-D 660 S/C](#) [SS-50-J-3.3-D S/C](#) [S-0-V-3.7-G S/C](#) [SX-2-B-7-G D/C](#) [SX-1-U-6.6-G D/C](#) [SX-1-C-6.6-G D/C](#) [SS-75-D-4.9-D D/C .620 OAL](#) [SS-50-E-2.9-G S/C](#) [SS-40-J-1.8-G-N/L D/C](#) [SS-3-7-G S/C W/HOLE .373 OAL](#) [SS-18-7-G S/C W/HOLE .405 OAL](#) [SS-10-7-G S/C W/HOLE .373 OAL](#) [SS-1-7-G S/C W/HOLE .385 OAL](#) [SHE-5-H-18.7-G](#) [SHE-5-B-18.7-G](#) [SHE-5-A-18.7-G](#) [SHE-3-A-7-G](#) [SH-4-A-10-G S/C](#) [101057-001-952](#) [S-50C-HS-4.3-DG-S](#) [S-5-F-8-G S/C SS SPGS](#) [S-5-F-16.4-G S/C](#) [S-4-E-5-D S/C](#) [S-2-J-8.3-G D/C](#)