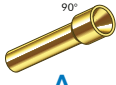
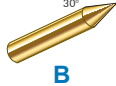







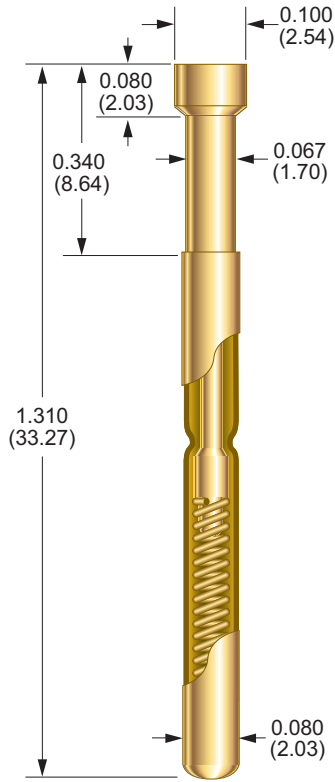


► **S-3 SERIES**

0.125 (3.18) Centers

For R-3 Series Receptacles see pg. 66

STEEL TIPS	DIAMETER
 A	0.100 (2.54)
 B	0.067 (1.70)
 C	0.067 (1.70)
 E	0.100 (2.54)
 F	0.100 (2.54)
 G	0.067 (1.70)
 H	0.100 (2.54)
 J	0.067 (1.70)
 K	0.100 (2.54)



PROBE SPECIFICATIONS

Minimum Centers	0.125 (3.18)
Current Rating	5 A continuous
Spring Force	4.00 oz (113 g) or 7.00 oz (198 g) @ 0.170 (4.32) travel
Preload Force	1.80 oz (51 g) (4.00 oz spring) 2.90 oz (82 g) (7.00 oz spring)
Typical Resistance	< 20 mΩ
Maximum Travel	0.250 (6.35)
Working Travel	0.170 (4.32)

MATERIALS

Barrel	Nickel/silver, gold plated
Spring	Stainless steel, gold plated
Plunger	Beryllium copper, gold plated over nickel, or Duralloy™

HOW TO ORDER

S - 3 - A - 4 - G <small>1 2 3 4 5</small>	
1 ► SERIES	S
2 ► SIZE	3
3 ► TIP STYLE	A, B, C, E, F, G, H, J, K
4 ► SPRING FORCE	4 oz. 7 oz.
5 ► PLUNGER PLATING	G GOLD D DURALLOY™

X-ON Electronics

Largest Supplier of Electrical and Electronic Components

Click to view similar products for [Contact Probes](#) category:

Click to view products by [Smiths Interconnect](#) manufacturer:

Other Similar products are found below :

[CT5253](#) [CT5082](#) [100039-033-958](#) [100077-003-0-0](#) [300122-031-1102](#) [R-2-RP-375](#) [S-4-C-5-G S/C](#) [300122-056-0203](#) [SS-75-B-2.4-G](#) [ICT-100-J-17-G](#) [SS-75-C-4.9-D D/C .620 OAL](#) [100165-033-952](#) [100024-002-942](#) [SS-75-E-4.9-D D/C .620 OAL](#) [SX-0-U-2.2-G D/C](#) [101740-028-948](#) [ICT-100-V8-8-G S/C](#) [ICT-100-A-8-G S/C](#) [ICT-075-B-10-G-S S/C](#) [S-2-D-8.3-G D/C](#) [S-2-D-10-G D/C](#) [GSS-19-7-G S/C OAL](#) [ICT-100-T-8-G S/C](#) [GSS-4-7-G](#) [S-0-B9-2.5-G S/C](#) [SS-40-J-2.4-G D/C](#) [S-0-A-2.2-D 660 S/C](#) [SS-50-J-3.3-D S/C](#) [S-0-V-3.7-G S/C](#) [SX-2-B-7-G D/C](#) [SX-1-U-6.6-G D/C](#) [SX-1-C-6.6-G D/C](#) [SS-75-D-4.9-D D/C .620 OAL](#) [SS-50-E-2.9-G S/C](#) [SS-40-J-1.8-G-N/L D/C](#) [SS-3-7-G S/C W/HOLE .373 OAL](#) [SS-18-7-G S/C W/HOLE .405 OAL](#) [SS-10-7-G S/C W/HOLE .373 OAL](#) [SS-1-7-G S/C W/HOLE .385 OAL](#) [SHE-5-H-18.7-G](#) [SHE-5-B-18.7-G](#) [SHE-5-A-18.7-G](#) [SHE-3-A-7-G](#) [SH-4-A-10-G S/C](#) [101057-001-952](#) [S-50C-HS-4.3-DG-S](#) [S-5-F-8-G S/C SS SPGS](#) [S-5-F-16.4-G S/C](#) [S-4-E-5-D S/C](#) [S-2-J-8.3-G D/C](#)