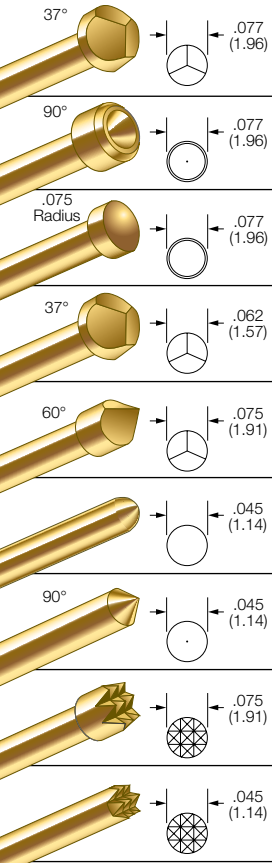


SERIES SS & GSS .100 CENTERS

BeCu PLUNGER TIPS



- 1
- 2
- 3
- 4
- 8
- 10
- 11
- 18
- 19

PROBE SPECIFICATIONS

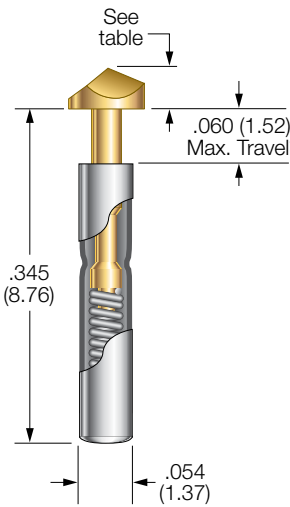
Minimum Centers: .100 (2.54)
Current Rating: 3 amps continuous
Spring Force: 3.8 or 7.0 oz. @ .050 (1.27) travel
Typical Resistance:
 SS: < 65 mΩ
 GSS: < 30 mΩ
Maximum Travel: .060 (1.52)
 *for SS-8 .050 (1.27)
Working Travel: .050 (1.27)

Rated Force oz (g)	Preload oz (g)	Material
3.8 (108)	1.6 (45)	SS
7.0 (198)	1.3 (37)	MW

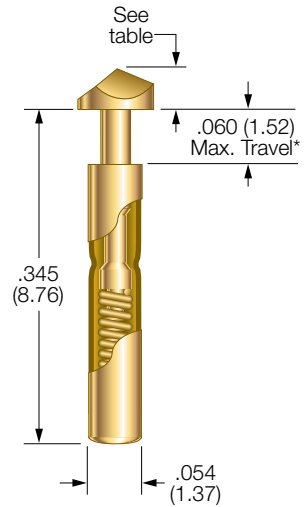
MATERIALS

Barrel:
 SS: Nickel/silver
 GSS: Nickel/silver, gold plated
Spring: SS: Stainless steel or music wire
 GSS: Stainless steel or music wire, gold plated
Plunger: Beryllium copper, gold plated over nickel
Receptacle: Nickel/silver

SS-100 PROBE



GSS-100 PROBE



HEAD LENGTH BY TIP STYLE - SS & GSS PROBE

TIP	HEAD LENGTH	TIP	HEAD LENGTH
1	.040 (1.02)	10	.028 (0.71)
2	.028 (0.71)	11	.040 (1.02)
3	.028 (0.71)	18	.060 (1.52)
4	.040 (1.02)	19	.055 (1.40)
8	.080 (2.03)		

RECEPTACLE OPTIONS

Part Number	Style	Receptacle Length	Probe/Receptacle Combined Length	Comments
RSS-100-CR	Crimp	0.475 (12.07)	0.550 (13.97)*	—
RSS-100-NT	No Tail	0.402 (10.21)	0.462 (11.73)*	—
RSS-100-RP	Round Post	0.625 (15.88)	0.685 (17.40)*	.220 post length - .028 dia.
RSS-100-WW	Wire Wrap	0.822 (20.88)	0.882 (22.40)*	.420 post length - .025 sq.

* Plus head length per tip style from chart

HOW TO ORDER: SPRING CONTACT PROBE

RECEPTACLE

SS SERIES
1 TIP STYLE
3.8 SPRING FORCE
G PLATING OPTIONS

RSS SERIES
100 SIZE
WW TERMINATION

SERIES:
 SS: NICKEL/SILVER BARREL
 GSS: GOLD PLATED BARREL

SPRING FORCE:
 3.8 oz. @ .050 (1.27) TRAVEL
 7.0 oz. @ .050 (1.27) TRAVEL

TERMINATIONS:
 CR: CRIMP
 RP: ROUND POST
 NT: NO TAIL
 WW: WIRE WRAP

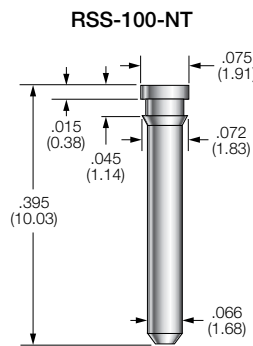
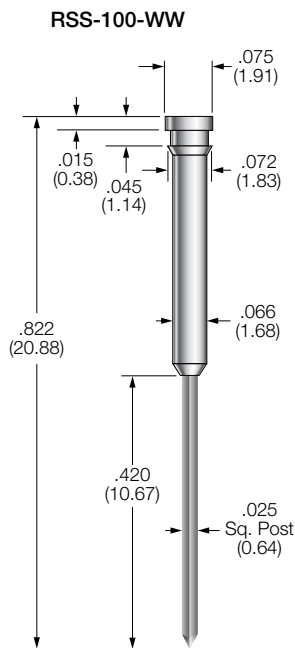
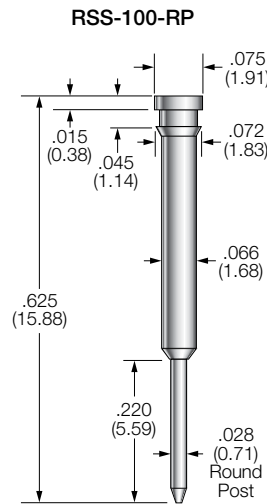
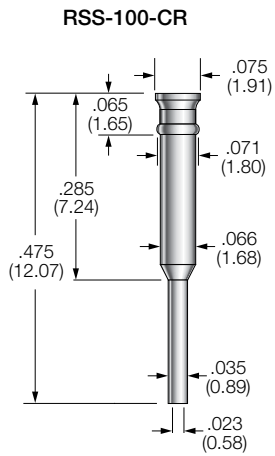
CRIMPING PLIERS: CPSS100

INSERTION TOOL: RTSS100

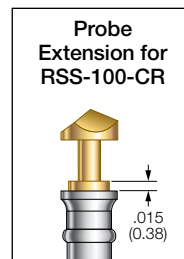
VIEW UPDATES OF THIS INFORMATION AT WWW.IDINET.COM

Specifications subject to change without notice. Dimensions in inches (millimeters)

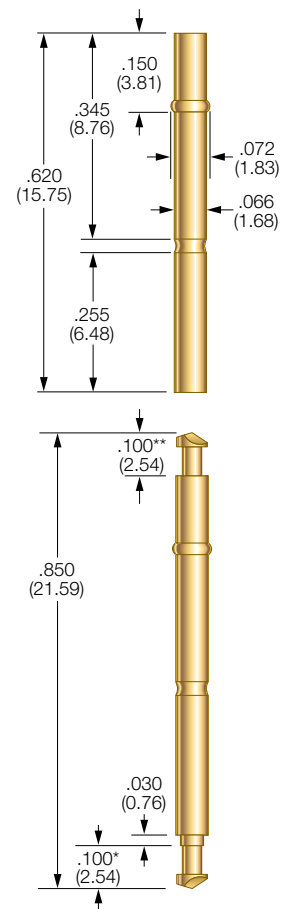
RSS-100 RECEPTACLES



Drill Size: #50
Mounting Hole Size: .068/.070 (1.73/1.78)
Recommended Wire: 28-30 gage



R-SS/SS RECEPTACLE



* For plunger with .040 (1.02) tip length
 ** Headed plunger only this end

RECEPTACLE OPTIONS

Minimum Centers: .100 (2.54)
Drill Size: #50
Mounting Hole Size: .068/.070 (1.73/1.78)

MATERIALS

Standard Series:
 Nickel/silver

High Performance Series:
 Nickel/silver, gold plated

This receptacle houses an SS100 or GSS100 on each end.

HOW TO ORDER

STANDARD SERIES:
 RS-SS/SS
HIGH PERFORMANCE:
 R-SS/SS

Specifications subject to change without notice. Dimensions in inches (millimeters)

X-ON Electronics

Largest Supplier of Electrical and Electronic Components

Click to view similar products for [Contact Probes](#) category:

Click to view products by [Smiths Interconnect](#) manufacturer:

Other Similar products are found below :

[CT5253](#) [CT5082](#) [100039-033-958](#) [100077-003-0-0](#) [300122-031-1102](#) [R-2-RP-375](#) [S-4-C-5-G S/C](#) [300122-056-0203](#) [SS-75-B-2.4-G](#) [ICT-100-J-17-G](#) [SS-75-C-4.9-D D/C .620 OAL](#) [100165-033-952](#) [100024-002-942](#) [SS-75-E-4.9-D D/C .620 OAL](#) [SX-0-U-2.2-G D/C](#) [101740-028-948](#) [ICT-100-V8-8-G S/C](#) [ICT-100-A-8-G S/C](#) [ICT-075-B-10-G-S S/C](#) [S-2-D-8.3-G D/C](#) [S-2-D-10-G D/C](#) [GSS-19-7-G S/C OAL](#) [ICT-100-T-8-G S/C](#) [GSS-4-7-G](#) [S-0-B9-2.5-G S/C](#) [SS-40-J-2.4-G D/C](#) [S-0-A-2.2-D 660 S/C](#) [SS-50-J-3.3-D S/C](#) [S-0-V-3.7-G S/C](#) [SX-2-B-7-G D/C](#) [SX-1-U-6.6-G D/C](#) [SX-1-C-6.6-G D/C](#) [SS-75-D-4.9-D D/C .620 OAL](#) [SS-50-E-2.9-G S/C](#) [SS-40-J-1.8-G-N/L D/C](#) [SS-3-7-G S/C W/HOLE .373 OAL](#) [SS-18-7-G S/C W/HOLE .405 OAL](#) [SS-10-7-G S/C W/HOLE .373 OAL](#) [SS-1-7-G S/C W/HOLE .385 OAL](#) [SHE-5-H-18.7-G](#) [SHE-5-B-18.7-G](#) [SHE-5-A-18.7-G](#) [SHE-3-A-7-G](#) [SH-4-A-10-G S/C](#) [101057-001-952](#) [S-50C-HS-4.3-DG-S](#) [S-5-F-8-G S/C SS SPGS](#) [S-5-F-16.4-G S/C](#) [S-4-E-5-D S/C](#) [S-2-J-8.3-G D/C](#)