

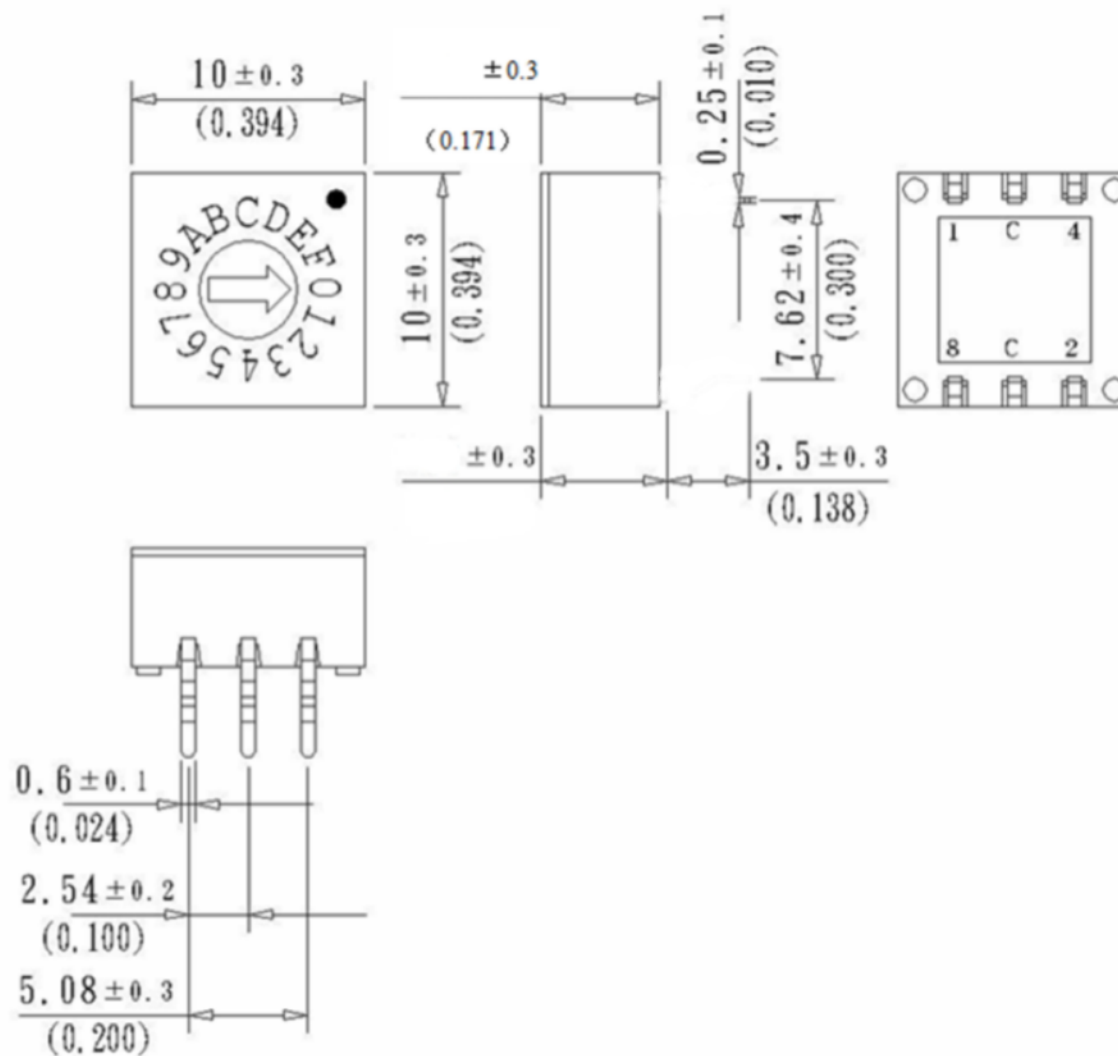
- 规格书 -

产品型号：MER-16-WBP (thin)

产品名称： 旋转编码开关

Add : 江苏省无锡市新吴区弘毅路8号金帛座706室
韩国京畿道富川市三鹊路22号富川科技园103-506栋
TEL : +86-510-8591-9217
E-mail : SMSWITCH@SIMAOKJ.COM
Web : WWW.SIMAOKJ.CN

MARK	DATE	REMARKS
△		
△		



		Real Code				
		C	1	2	4	8
10 P o s i t i o n	0	●				
	1	●	●			
	2	●		●		
	3	●	●	●		
	4	●			●	
	5	●	●		●	
	6	●		●	●	
	7	●	●	●	●	
	8	●				●
	9	●	●			●
16 P o s i t i o n	A	●		●		●
	B	●	●	●		●
	C	●			●	●
	D	●	●		●	●
	E	●		●	●	●
	F	●	●	●	●	●

APPD	CHKD	D'SGD	TITLE
Y.D WANG	J.S KIM	H.S LEE	ROTARY DIP SWITCH
MODEL NO.			MER-16-WBP (thin) REV A
SM SWITCH CO., LTD.			



ROTARY DIP SWITCH SPECIFICATION

Rev. B
P:1/4

1. Style:

This specification describes "Rotary Switch" mainly used as signal switch of electric devices with the general requirements of mechanical and electrical characteristics.

1.1 Operating / Storage Temperature Range : -40°C ~ +85°C


2. Current Range:

2.1 None-Switching : 200 mA, 42V

2.2 Switching : 150 mA, 42V

3. Type of Actuation : Rotating

4. Test Sequence :

ELECTRICAL PERFORMANCE	ITEM	DESCRIPTION	TEST CONDITIONS	REQUIREMENTS
	1	Visual Examination	By visual examination check without any out pressure & testing.	There shall be no defects that affect the serviceability of the product
	2	Contact Resistance	① To be measured between the two terminals associated with each switch pole ② Measurements shall be made with a 1kHz shall current contact resistance meter	80mΩ max.(initial)
	3	Insulation Resistance	250V DC, 1minute ±5seconds	100MΩ min
	4	Dielectric withstanding Volotage	250V AC(50Hz or 60Hz)shall be applied between all the adjacent terminal and between the terminal and the frame For 1 minute	There shall be no breakdown or flashover
5	Operation Force	Applied in the direction of operation 	700gf/cm. max	



ROTARY DIP SWITCH SPECIFICATION

Rev. B
P: 2/4

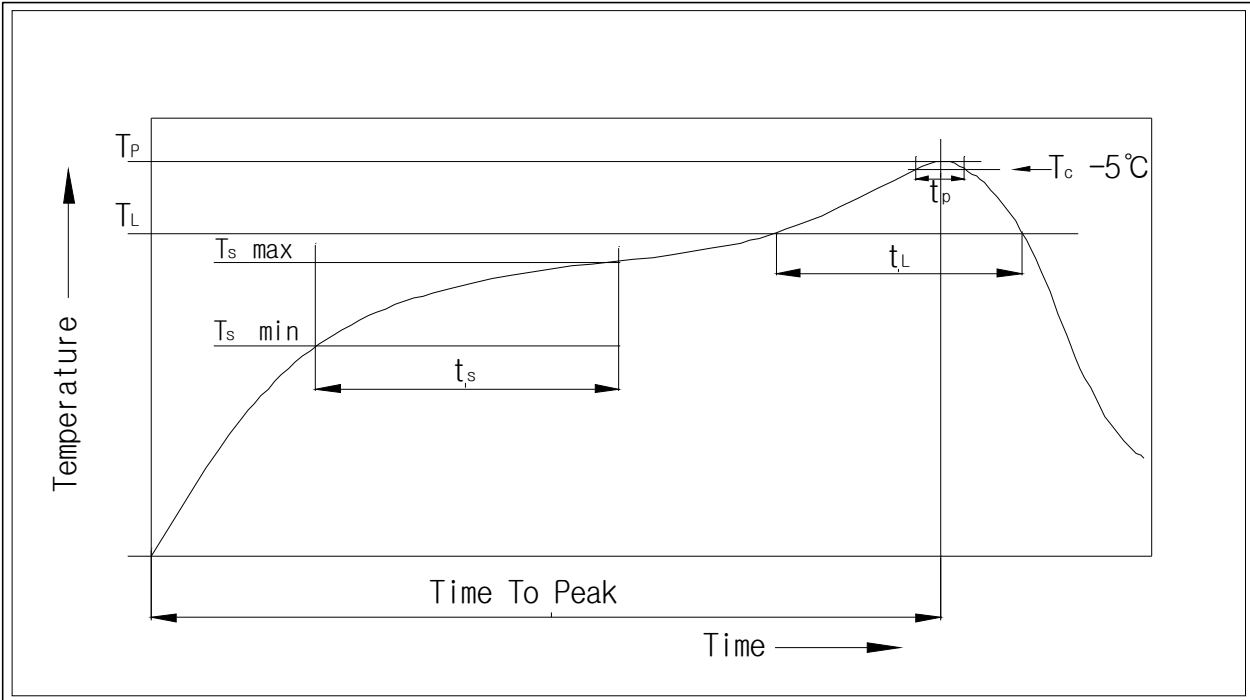
M A C H I N P E R F O R M A N C E	6	Operation Life	<p>Measurements shall be made following the test set forth below:</p> <p>1)150mA, 42V DC resistive load 2)Rate of operation: 15~20 cycles/ minute 3)Step of operation: 10,000 steps</p>	<p>1)As shown in item 3,4 2)Contact Resistance: 200mΩ max 3)Final-after test</p>
	7	Resistance Low Temperature	<p>Following the test set forth below the sample shall be left in normal temperature and humidity conditions for an hour before measurements are made:</p> <p>1)Temperature: -60℃ ±3℃ 2)Time: 96 hours</p>	<p>1)As shown in item 3~5 2)Contact Resistance: 200mΩ max</p>
	8	Resistance High Temperature	<p>Following the test set forth below the sample shall be left in normal temperature and humidity conditions for an hour before measurements are made:</p> <p>1)Temperature: 125℃ ±2℃ 2)Time: 96 hours</p>	<p>1)As shown in item 3~5 2)Contact Resistance: 200mΩ max</p>
	9	Resistance Humidity	<p>Following the test set forth below the sample shall be left in normal temperature and humidity conditions for an hour before measurements are made:</p> <p>1)Temperature: 40℃ ±2℃ 2)Relative humidity: 90~95% 3)Time: 96 hours</p>	<p>1)As shown in item 4 2)Contact Resistance: 200mΩ max 3)Insulation Resistance: 10MΩ min</p>



ROTARY DIP SWITCH SPECIFICATION

Rev. B
P: 3/4

6. Reflow Soldering Conditions:



1) Classification Reflow Profiles

Profile Feature	Pb-Free Assembly
Average Ramp-UP Rate($T_s \text{ max}$ to T_P)	3°C/second max
Preheat - Temperature Min($T_s \text{ min}$) - Temperature Max($T_s \text{ max}$) - Time ($t_s \text{ min}$ to $t_s \text{ max}$)	150°C 200°C 60-100seconds
Time maintained above: - Temperature (T_L) - Time (t_L)	217°C 60-100seconds
Peak/Classification Temperature(T_P)	240~260°C +0°C/ -5°C
Time within 5°C of actual Peak Temperature(t_p)	min 30 seconds
Ramp-Down Rate	6°C/sec max
Reflow Soldering	260°C/4~5 seconds max

7. This item is "ROHS" Compliant



ROTARY DIP SWITCH SPECIFICATION

Rev. B
P: 4/4

8. Part List

NO	PART NAME	Q'TY	MATERIALS	TREATMENT	REMARK
1	COVER	1	PA9T		
2	BASE	1			
3	ACTUATOR	1	PA9T		
4	CONTACT & TERMINAL	1	PHOSPHOR BRONZE	CONTACT AND TERMINAL PLATING: GOLD PLATING OVER NICKEL TINNING	Au 0.03 μ m Min Ni 0.1 μ m Min TIN 0.1 μ m Min
5	PCB	1	EPOXY	PLATING: GOLD PLATING	Au 0.05 μ m Min
6	O-Ring	1	SILICONE		

X-ON Electronics

Largest Supplier of Electrical and Electronic Components

Click to view similar products for [Coded Rotary Switches](#) category:

Click to view products by [SM Switch](#) manufacturer:

Other Similar products are found below :

[PT65503RT](#) [Y36D02243FPLFT](#) [RTAP31S12WFLSP](#) [MADR-16H1](#) [GSER-10](#) [6KF001B-3S10R4-0](#) [EC11E153442W](#) [EC11E1534441](#) [SC-2110](#) [SD-2010TB](#) [MER-16H](#) [EDR-08](#) [USR-10](#) [FSR-08](#) [FSR-04S](#) [ESR-16](#) [HAMR-10S](#) [SDR-10H](#) [QSR-16H](#) [HAMR-16](#) [FDR-04S](#) [EDR-16S](#) [ESR-10S](#) [QDR-08H1](#) [TDR-04](#) [EDR-08S](#) [ESR-16H](#) [QDR-10](#) [EDR-10S](#) [QSR-06S](#) [ESR-08S](#) [EC11E156040N](#) [EC11B15243DC](#) [EC35AH220501](#) [EC18AGB20406](#) [EC11E09244C3](#) [EC11G1534414](#) [EC11E156T402](#) [EC60A1520405](#) [EC11E1564454](#) [EC11J0925501](#) [EC11E15204B1](#) [EC11E1564439](#) [EC50A0920403](#) [ED103180-FE14.5S7.5-A16-1010](#) [ED08E42S-FE15C7.0-A16-1020](#) [ED08C030-FE18C9.0-A16-1002X](#) [ED08C210-FE18A6.0-A16-1002](#) [ED08C110-FE18S9.0-A16-1040](#) [ED08C150-BM20S6.0-A16-1026](#)