

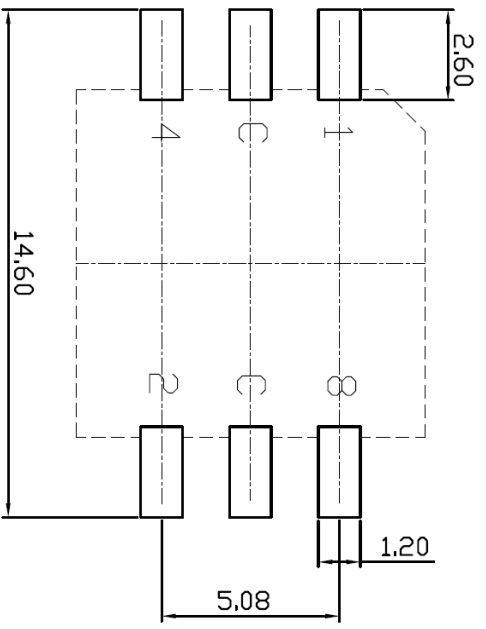
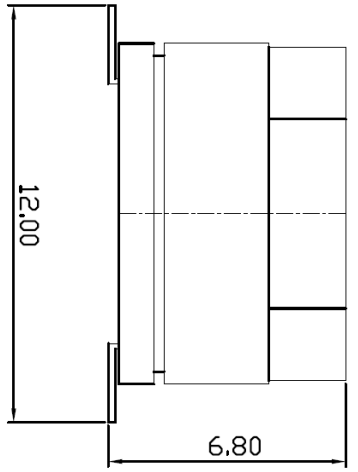
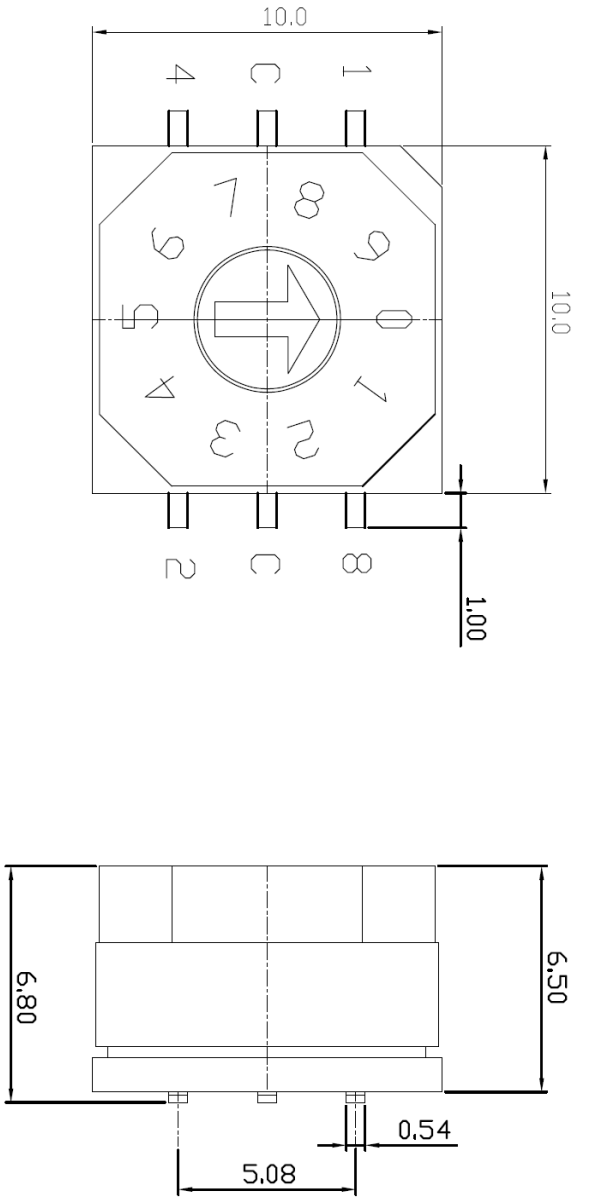
# - 规格书 -

产品型号： PER-10S

产品名称： 旋转编码开关

Add : 江苏省无锡市新吴区弘毅路8号金帛座706室  
韩国京畿道富川市三鹊路22号富川科技园103-506栋  
TEL : +86-510-8591-9217  
H. P : 138-6177-3466  
E-mail : SMSWITCH@SIMAOKJ.COM  
Web : WWW.SIMAOKJ.CN

MARK	DATE	REMARKS
△		
△		



16 P o s i t i o n	Real Code				
	C	1	2	4	8
0	●	●	●	●	●
1	●	●	●	●	●
2	●	●	●	●	●
3	●	●	●	●	●
4	●	●	●	●	●
5	●	●	●	●	●
6	●	●	●	●	●
7	●	●	●	●	●
8	●	●	●	●	●
9	●	●	●	●	●
A	●	●	●	●	●
B	●	●	●	●	●
C	●	●	●	●	●
D	●	●	●	●	●
E	●	●	●	●	●
F	●	●	●	●	●

**P.C.B DIMENSION**

APPD	CHKD	D'SGD	TITLE
YD WANG	J.S KIM	H.S LEE	ROTARY DIP SWITCH
MODEL NO.			REV
SM SWITCH CO., LTD.			A



# ROTARY DIP SWITCH SPECIFICATION

Rev. B  
P:1/4

**1. Style:**

This specification describes "Rotary Switch" mainly used as signal switch of electric devices with the general requirements of mechanical and electrical characteristics.

1.1 Operating / Storage Temperature Range : -40°C ~ +85°C

**2. Current Range:**

2.1 None-Switching : 200 mA, 42V

2.2 Switching : 150 mA, 42V

3. Type of Actuation : Rotating

4. Test Sequence :

ELECTRICAL PERFORMANCE	ITEM	DESCRIPTION	TEST CONDITIONS	REQUIREMENTS
	1	Visual Examination	By visual examination check without any out pressure & testing.	There shall be no defects that affect the serviceability of the product
	2	Contact Resistance	① To be measured between the two terminals associated with each switch pole ② Measurements shall be made with a 1kHz shall current contact resistance meter	80mΩ max.(initial)
	3	Insulation Resistance	250V DC, 1minute ±5seconds	100MΩ min
	4	Dielectric withstanding Volotage	250V AC(50Hz or 60Hz)shall be applied between all the adjacent terminal and between the terminal and the frame For 1 minute	There shall be no breakdown or flashover
5	Operation Force	Applied in the direction of operation 	700gf/cm. max	



# ROTARY DIP SWITCH SPECIFICATION

Rev. B  
P: 2/4

<b>M A C H I N  P E R F O R M A N C E</b>	<b>6</b>	<b>Operation Life</b>	<p>Measurements shall be made following the test set forth below:</p> <p>1)150mA, 42V DC resistive load 2)Rate of operation: 15~20 cycles/ minute 3)Step of operation: 10,000 steps</p>	<p>1)As shown in item 3,4 2)Contact Resistance: 200mΩ max 3)Final-after test</p>
	<b>7</b>	<b>Resistance Low Temperature</b>	<p>Following the test set forth below the sample shall be left in normal temperature and humidity conditions for an hour before measurements are made:</p> <p>1)Temperature: -60℃ ±3℃ 2)Time: 96 hours</p>	<p>1)As shown in item 3~5 2)Contact Resistance: 200mΩ max</p>
	<b>8</b>	<b>Resistance High Temperature</b>	<p>Following the test set forth below the sample shall be left in normal temperature and humidity conditions for an hour before measurements are made:</p> <p>1)Temperature: 125℃ ±2℃ 2)Time: 96 hours</p>	<p>1)As shown in item 3~5 2)Contact Resistance: 200mΩ max</p>
	<b>9</b>	<b>Resistance Humidity</b>	<p>Following the test set forth below the sample shall be left in normal temperature and humidity conditions for an hour before measurements are made:</p> <p>1)Temperature: 40℃ ±2℃ 2)Relative humidity: 90~95% 3)Time: 96 hours</p>	<p>1)As shown in item 4 2)Contact Resistance: 200mΩ max 3)Insulation Resistance: 10MΩ min</p>



# ROTARY DIP SWITCH SPECIFICATION

Rev. B  
P: 3/4

## 6. Reflow Soldering Conditions:



### 1) Classification Reflow Profiles

Profile Feature	Pb-Free Assembly
Average Ramp-UP Rate( $T_s$ max to $T_P$ )	3°C/second max
<b>Preheat</b> - Temperature Min( $T_s$ min) - Temperature Max( $T_s$ max) - Time ( $t_s$ min to $t_s$ max)	150°C 200°C 60-180seconds
Time maintained above: - Temperature ( $T_L$ ) - Time ( $t_L$ )	217°C 60-150seconds
Peak/Classification Temperature( $T_P$ )	260°C +0°C/ -5°C
Time within 5°C of actual Peak Temperature( $t_p$ )	min 30 seconds
<b>Ramp-Down Rate</b>	<b>6°C/sec max</b>
<b>Time 25°C to Peak Temperature</b>	<b>8 minutes max</b>

7. This item is "ROHS" Compliant



# ROTARY DIP SWITCH SPECIFICATION

Rev. B  
P: 4/4

## 8. Part List

NO	PART NAME	Q'TY	MATERIALS	TREATMENT	REMARK
1	COVER	1	LCP		Print
2	BASE	1			
3	ACTUATOR	1	PA66, STS		
4	CONTACT & TERMINAL	1	PHOSPHOR BRONZE	CONTACT AND TERMINAL PLATING: GOLD PLATING OVER NICKEL	Au 0.03 $\mu$ m Min Ni 0.1 $\mu$ m Min
5	PCB	1	EPOXY	PLATING: GOLD PLATING	Au 0.05 $\mu$ m Min
6	O-Ring	1	SILICONE		

## X-ON Electronics

Largest Supplier of Electrical and Electronic Components

*Click to view similar products for [Coded Rotary Switches](#) category:*

*Click to view products by [SM Switch](#) manufacturer:*

Other Similar products are found below :

[PT65503RT](#) [P60AS703](#) [P60A703](#) [P65THR101L254](#) [RTE16](#) [LFTSVTPL](#) [13613](#) [RTAP31S12WFLSP](#) [01-1104](#) [01-1123](#) [01-1234](#) [01-1263](#)  
[01-1424](#) [01-1433](#) [07-3153](#) [07-3154](#) [CRD10CM0SBR](#) [DRS4116](#) [RTE1600R44](#) [ERD110RSZ](#) [ERD116CSZ](#) [ERD116RFZ](#) [ERD716M06Z](#)  
[94HCB16RAT](#) [94HCB10T](#) [94HBB16WT](#) [94HBB16RAT](#) [94HBB10WT](#) [94HBB10RAT](#) [94HBB08RAT](#) [94HAC10T](#) [94HAB16WT](#)  
[94HAB16T](#) [94HAB10WT](#) [94HAB10RAT](#) [94HAB08WT](#) [94HAB08RAT](#) [ERD216RSZ](#) [P65SMT101](#) [P65SMT103](#) [P65THR101L254](#)  
[P65THR703L254](#) [ND3FR10P](#) [S-4010TA](#) [94HCB16WT](#) [94HCB16T](#) [94HCB10RAT](#) [94HCB08T](#) [94HBB16T](#) [94HBB10T](#) [94HBB08T](#)  
[94HAB16RAT](#)