

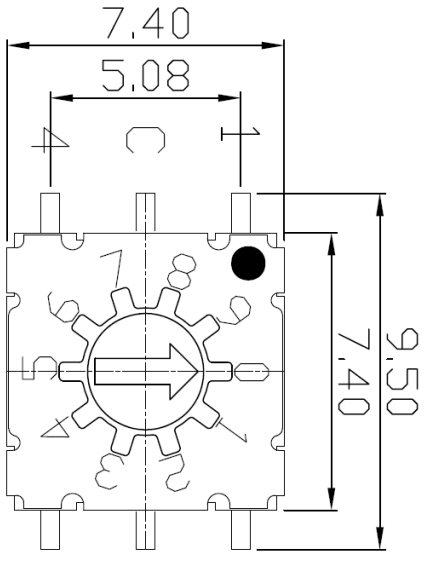
- 规格书 -

产品型号： SKAR-10S

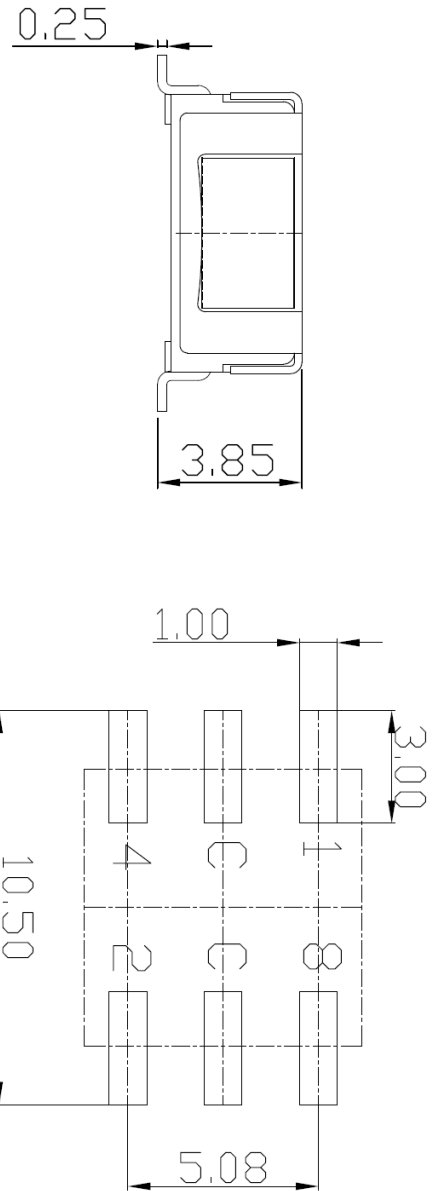
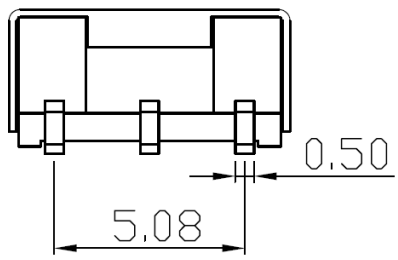
产品名称： 旋转编码开关

Add : 江苏省无锡市新吴区弘毅路8号金帛座706室
韩国京畿道富川市三鹊路22号富川科技园103-506栋
TEL : +86-510-8591-9217
E-mail : SMSWITCH@SIMAOKJ.COM
Web : WWW.SIMAOKJ.CN

MARK	DATE	REMARKS
△		
△		



2 C 8



Real Coded					
	0	1	2	4	8
C	●	●	●	●	●
1	●	●	●	●	●
2	●	●	●	●	●
3	●	●	●	●	●
4	●	●	●	●	●
5	●	●	●	●	●
6	●	●	●	●	●
7	●	●	●	●	●
8	●	●	●	●	●
9	●	●	●	●	●
10	●	●	●	●	●

NO.	DESCRIPTION	Q'TY	MATL	SPEC'	FINISH	REMARKS
3ANG	UNIT M/M	SCL	MODEL NAME	ROTARY DIP SWITCH		
APPR. Y.D. WANG	CHKD. J.S. KIM	D'GDD H.S. LEE	TITLE	SKAR-10S		
DRAWG. NO.			Sheet 1 / 2		REV	7
SM SWITCH CO., LTD.						



MINI ROTARY DIP SWITCH SPECIFICATION

Rev. 7
P:1/4

1. Style:

This specification describes "Rotary Switch" mainly used as signal switch of electric devices with the general requirements of mechanical and electrical characteristics.

1.1 Operating / Storage Temperature Range : -40°C ~ +85°C

2. Current Range:

2.1 None-Switching : 400 mA, 42V

2.2 Switching : 150 mA, 42V

3. Type of Actuation : Rotating

4. Test Sequence :

ELECTRICAL PERFORMANCE	ITEM	DESCRIPTION	TEST CONDITIONS	REQUIREMENTS
	1	Visual Examination	By visual examination check without any out pressure & testing.	There shall be no defects that affect the serviceability of the product
	2	Contact Resistance	① To be measured between the two terminals associated with each switch pole ② Measurements shall be made with a 1kHz shall current contact resistance meter	80mΩ max.(initial)
	3	Insulation Resistance	250V DC, 1minute ±5seconds	100MΩ min
	4	Dielectric withstanding Volotage	250V AC(50Hz or 60Hz)shall be applied between all the adjacent terminal and between the terminal and the frame For 1 minute	There shall be no breakdown or flashover
5	Operation Force	Applied in the direction of operation 	120gf ±30gf	



MINI ROTARY DIP SWITCH SPECIFICATION

Rev. 7
P: 2/4

M A C H I N P E R F O R M A N C E	6	Operation Life	<p>Measurements shall be made following the test set forth below:</p> <p>1)100mA, 42V DC resistive load 2)Rate of operation: 15~20 cycles/ minute 3)Step of operation: 25,000 steps</p>	<p>1)As shown in item 3,4 2)Contact Resistance: 200mΩ max 3)Final-after test</p>
	7	Resistance Low Temperature	<p>Following the test set forth below the sample shall be left in normal temperature and humidity conditions for an hour before measurements are made:</p> <p>1)Temperature: -60℃ ±3℃ 2)Time: 96 hours</p>	As shown in item 2~5
	8	Resistance High Temperature	<p>Following the test set forth below the sample shall be left in normal temperature and humidity conditions for an hour before measurements are made:</p> <p>1)Temperature: 125℃ ±2℃ 2)Time: 96 hours</p>	<p>1)As shown in item 3~5 2)Contact Resistance: 200mΩ max</p>
	9	Resistance Humidity	<p>Following the test set forth below the sample shall be left in normal temperature and humidity conditions for an hour before measurements are made:</p> <p>1)Temperature: 40℃ ±2℃ 2)Relative humidity: 90~95% 3)Time: 96 hours</p>	<p>1)As shown in item 4 2)Contact Resistance: 200mΩ max 3)Insulation Resistance: 10MΩ min</p>



MINI ROTARY DIP SWITCH SPECIFICATION

Rev. 7
P: 3/4

5. Reflow Soldering Conditions:



1) Classification Reflow Profiles

Profile Feature	Pb-Free Assembly
Average Ramp-UP Rate(T_s max to T_p)	3°C/second max
Preheat - Temperature Min(T_s min) - Temperature Max(T_s max) - Time (t_s min to t_s max)	150°C 200°C 60-180seconds
Time maintained above: - Temperature (T_L) - Time (t_L)	217°C 60-150seconds
Peak/Classification Temperature(T_p)	260°C +0°C/ -5°C
Time within 5°C of actual Peak Temperature(T_p)	min 30 seconds
Ramp-Down Rate	6°C/sec max
Time 25°C to Peak Temperature	8 minutes max

6. This item is "ROHS" Compliant



MINI ROTARY DIP SWITCH SPECIFICATION

Rev. 7
P: 4/4

7. Part List

NO	Part Name	Q'ty	Materials	Treatment	Remark
1	Cover	1	Stainless Steel		Print
2	Spring Plate	1	Stainless Steel		
3	Guide Plate	1	Stainless Steel		
4	Contact	1	Phosphor Bronze	Plating: Gold	Au 0.03 μ m Min Ni 0.1 μ m Min
5	Terminal	1	Phosphor Bronze	Plating: Gold	Au 0.03 μ m Min Ni 0.3 μ m Min
6	Rotor	1	LCP		
7	Base	1	LCP		
8	O-Ring	1	Silicone		

X-ON Electronics

Largest Supplier of Electrical and Electronic Components

Click to view similar products for [Coded Rotary Switches](#) category:

Click to view products by [SM Switch](#) manufacturer:

Other Similar products are found below :

[PT65503RT](#) [P60AS703](#) [P60A703](#) [P65THR101L254](#) [RTE16](#) [LFTSVTPL 13613](#) [RTAP31S12WFLSP](#) [01-1104](#) [01-1123](#) [01-1234](#) [01-1263](#)
[01-1424](#) [01-1433](#) [07-3153](#) [07-3154](#) [CRD10CM0SBR](#) [DRS4116](#) [RTE1600R44](#) [ERD110RSZ](#) [ERD116CSZ](#) [ERD116RFZ](#) [ERD716M06Z](#)
[94HCB16RAT](#) [94HCB10T](#) [94HBB16WT](#) [94HBB16RAT](#) [94HBB10WT](#) [94HBB10RAT](#) [94HBB08RAT](#) [94HAC10T](#) [94HAB16WT](#)
[94HAB16T](#) [94HAB10WT](#) [94HAB10RAT](#) [94HAB08WT](#) [94HAB08RAT](#) [ERD216RSZ](#) [P65SMT101](#) [P65SMT103](#) [P65THR101L254](#)
[P65THR703L254](#) [ND3FR10P](#) [DRR3110](#) [S-4010TA](#) [94HCB16WT](#) [94HCB16T](#) [94HCB10RAT](#) [94HCB08T](#) [94HBB16T](#) [94HBB10T](#)
[94HBB08T](#)