



Ergonomics, durability, reliability

New line of voltage testers

Product description

Sonel P-6, P-5 and P-4 are reliable, particularly durable and safe 2-pole testers, which enable testing voltage, circuit continuity and phase sequence. They have been designed for use in extreme conditions both in industry and commercial applications. Advanced technology, a high level of safety and user-friendliness are the key features of the P-line voltage testers.


Main functions and attributes of the P-line instruments

- **phase identification (P-6) - unique feature in voltage indicators worldwide**
- **automatic voltage test** up to 1000 V AC/DC
- **optical indication** by a LED bar (P-4) and additional LCD display (P-6, P-5)
- **sound indication** when dangerous voltage levels of 50 V AC and 120 V DC are exceeded
- **RCD trip test** with switchable load
- **automatic continuity test** upon connection to the object
- **2-pole test of phase rotation direction**
- **single-pole indication of 100 V presence**
- **resistance measurement** up to 1999 Ω (P-6, P-5)
- HOLD function for freezing the measurement results
- robust, two-component housing protecting from mechanical damages and impacts
- **integrated torch light** and backlit display (P-6, P-5) for tests in poorly lit areas
- **IP65 ingress protection** guarantees protection against dust and water
- safety provided by measuring class compliant with **CAT IV 600 V** and **CAT III 1000 V** standards




Residual-current device trip testing

In response to the needs of clients, our new P-line voltage testers allow to check the RCD in a fully controllable way. With buttons on both probes, the user can reduce the internal impedance of the instrument, which makes it possible to trip the RCD. Additionally, pressing both buttons activates an additional loadpoint - a vibration motor. In this way, voltage can be measured in a tested circuit with no impact of stray currents on the result.



Durability and comfort of use

The housing has been designed for use in harsh industrial environments, where the application of personal protection equipment, such as voltage insulation safety gloves, is required. At the same time, the instrument's ergonomic shape allows for one hand use.



Versatility and safety

Voltage testers are provided with a set of test probes. The probes reduce metal exposure to 4 mm length, which eliminates the risk of accidental contact with the wrong conductor when performing measurements on a wire harness. Additional screw-on metal adapters are used for applications where tips with 4 mm diameter are required. It is particularly important for tests in electrical sockets, where the user must be sure that contact between the probe and the conductor is kept. All elements of the set are stored in a special case so the probe tips can be replaced when needed. The case also includes an adapter that is helpful for unlocking the UK-type sockets.

Comparison of P line voltage testers in a table



P-6




P-5



P-4

measurement category	CAT III 1000 V / IV 600 V		
range of voltage	6.0 1000 V AC/DC		12 ≥690 V AC/DC
LED bar	7 segments		
backlit LCD display	✓	✓	-
continuity test	✓	✓	✓
10 mA / 30 mA RCD trip test	✓	✓	✓
built-in torch light	✓	✓	✓
single-pole phase tester	✓	✓	✓
2-pole phase rotation tester	✓	✓	✓
IP65 protection class	✓	✓	✓
resistance test	✓	✓	-
freeze display	✓	✓	-
phase identification	✓	-	-

Standard accessories



Screw on probe tip
 Ø4 mm
 (set of 4 pcs.)
 WAPOZN4MMK



Push-on probe tips
 (limiters) 4 mm



2x alkaline
 AAA / LR03 battery

Additional accessories



S2 case
 WAFUTS2

Technical specification

measurement category acc. to EN 61010-1	III 1000 V / IV 600 V
protection class acc. to EN 60529	IP65
insulation type acc. to EN 61010-1	double-insulation, class II
instrument power supply	2 x LR03 AAA 1.5 V (recommended alkaline cells)
operating frequency range	16...400 Hz
min. recovery time after operating for 30 s	240 s
continuity test: light and sound	signal for $R \leq 400 \text{ k}\Omega$
range of resistance measurement (P-6, P-5)	1...1999 Ω
input impedance	approx. 300 k Ω
range for single-pole phase indicator	100...1000 V
min. activation voltage	$\pm 6 \text{ V AC/DC}$
operating / storage temperature	-15...+55°C / -20...+70°C
max. humidity	95%
max. operating altitude	2000 m
auto-off time	10 s / 30 s (HOLD mode)
display	LCD, 3½ digits, 1999 read-out with function indicators
dimensions	275 x 82 x 36 mm
weight incl. batteries / excl. batteries	291 g / 267 g
electromagnetic compatibility in accordance with standards	EN 61326-1, EN 61326-2-2
conformance with the requirements of standards	EN 61010-1, EN 61243-3
quality standard	ISO 9001

X-ON Electronics

Largest Supplier of Electrical and Electronic Components

Click to view similar products for [Battery Testers](#) category:

Click to view products by [Sonel](#) manufacturer:

Other Similar products are found below :

[1013-189](#) [2100-DELTA](#) [2100-GAMMA PRO](#) [BA6010](#) [TLKB1](#) [BA6011](#) [44309](#) [44319](#) [9072-D](#) [BATTEST](#) [DUSPOL ANALOG 1000](#)
[DUSPOL DIGITAL 1000](#) [DUSPOL EXPERT 1000](#) [KEW5711](#) [METRAVOLT 12D +L](#) [P 1030](#) [P 1031](#) [P 1090](#) [P 1095](#) [P 1096](#) [PROFISAFE](#)
[690L](#) [RB-02](#) [RB-03](#) [RB-15C](#) [RB-168](#) [SEFRAM12](#) [SEFRAM40](#) [SEFRAM62](#) [SEFRAM66](#) [T6-1000PRO/EU](#) [UT12D-EU](#) [UT12M-EU](#)
[UT15B](#) [UT15C](#) [UT658DUAL](#) [VTTEST21](#) [WMGBP4](#) [WMGBP5](#) [WMGBP6](#) [BAT-200](#) [600B](#) [601](#) [601B](#) [603B](#) [106990329](#)