



### »» Features

- Low cost miniature PCB Power Relays slim type 7mm width.
- 5A 250VAC suitable for PLC and heating element controls.
- High sensitivity coil 200mW, 10KV impulse surge.
- SPST-NO cadmium free contacts.
- Optional for sealed flux free and sealed washable versions.
- Comply with RoHS-Directive 2002/95/EC.

### »» Type List

#### ◆ Standard Type

Terminal style	Contact form	UL Insulation system approval	Designation (provided with)		
			Flux tight	Sealed type	Sealed type washable
PCB terminal	1A (SPNO)	-----	202-1AC-C	202-1AC-V	202-1AC-S
		F	202-1AC-F-C	202-1AC-F-V	202-1AC-F-S
		-----	202-1AH-C	202-1AH-V	202-1AH-S
		F	202-1AH-F-C	202-1AH-F-V	202-1AH-F-S

#### ◆ High Power Type

PCB terminal	1A (SPNO)	-----	202H-1AC-C	202H-1AC-V	202H-1AC-S
		F	202H-1AC-F-C	202H-1AC-F-V	202H-1AC-F-S
		-----	202H-1AH-C	202H-1AH-V	202H-1AH-S
		F	202H-1AH-F-C	202H-1AH-F-V	202H-1AH-F-S

#### ◆ High Sensitivity Type

PCB terminal	1A (SPNO)	-----	202N-1AC-C	202N-1AC-V	202N-1AC-S
		F	202N-1AC-F-C	202N-1AC-F-V	202N-1AC-F-S
		-----	202N-1AH-C	202N-1AH-V	202N-1AH-S
		F	202N-1AH-F-C	202N-1AH-F-V	202N-1AH-F-S

### »» Ordering Information

202 H N - 1A H - F - C  
1 2 3 4 5 6 7

1. 202 -- Basic series designation

2. Blank -- Standard type  
H -- High power type

3. Blank -- Standard type (360mW)  
N -- High sensitivity type (200mW)  
(only for 202 type)

4. 1A -- Single pole normally open

- |      |                               |      |                         |
|------|-------------------------------|------|-------------------------|
| 5. C | -- Contact material AgNi      | 7. C | -- Flux tight           |
| CA   | -- Contact material AgNi + Au | V    | -- Sealed type          |
| H    | -- Contact material AgSnO     | S    | -- Sealed type washable |
| HA   | -- Contact material AgSnO+ Au |      |                         |
- 
- |          |                  |
|----------|------------------|
| 6. Blank | -- Standard type |
| F        | -- Class F       |

### »» Contact Rating

Type	202N	202	202H
Rated load	3A 240VAC	5A 240VAC/30VDC	7A 240VAC/30VDC
Max. switch voltage	277VAC	277VAC、30VDC	277VAC、30VDC
Max. switch current	3A	5A	7A

### »» Coil Rating (DC)

#### ◆ Standard Type

Rated voltage (V)	Rated current ±10 % at 23°C (mA)	Coil resistance ±10 % at 23°C (Ω)	Max. continuous voltage at 70°C	Pick up voltage(Max) at 23°C	Drop out voltage(Min) at 23°C	Power consumption at rated voltage
5	72	69.4	160 % of rated voltage	75 % of rated voltage	5 % of rated voltage	approx. 0.36W
6	60	100				
9	40	225				
12	30	400				
18	20	900				
24	15	1600				

#### ◆ High Sensitivity Type

Rated voltage (V)	Rated current ±10 % at 23°C (mA)	Coil resistance ±10 % at 23°C (Ω)	Max. continuous voltage at 70°C	Pick up voltage(Max) at 23°C	Drop out voltage(Min) at 23°C	Power consumption at rated voltage
5	40	125	170 % of rated voltage	75 % of rated voltage	5 % of rated voltage	approx. 0.2W
6	33.3	180				
9	22.5	405				
12	16.7	720				
18	11.1	1620				
24	8.6	2880				

### »» Specification

Contact material	AgNi / AgSnO alloy	
Contact resistance <sup>(1)</sup>	100 mΩ Max.	
Operate time <sup>(1)</sup>	10 ms Max.	
Release time <sup>(1)</sup>	10 ms Max.	
Insulation resistance <sup>(1)</sup>	1000 MΩ Min. (DC 500V)	
Dielectric strength <sup>(1)</sup>	Between open contact	: AC 750V , 50/60Hz 1 min.
	Between contact and coil	: AC 4000V , 50/60Hz 1 min.
Vibration resistance	Operating extremes	10~55Hz , amplitude 1.5 mm
	Damage limits	10~55Hz , amplitude 1.5 mm
Shock resistance	Operating extremes	10G
	Damage limits	100G
Life expectancy	Mechanical	5,000,000 operations (frequency 18,000 operations/hr)
	Electrical	100,000 operations (frequency 900 operations/hr)
Operating ambient temperature	-40~+70°C (no freezing) <sup>(2)</sup>	
Weight	Approx. 4 g	

Note : (1) initial value    (2) -40~+85°C is available

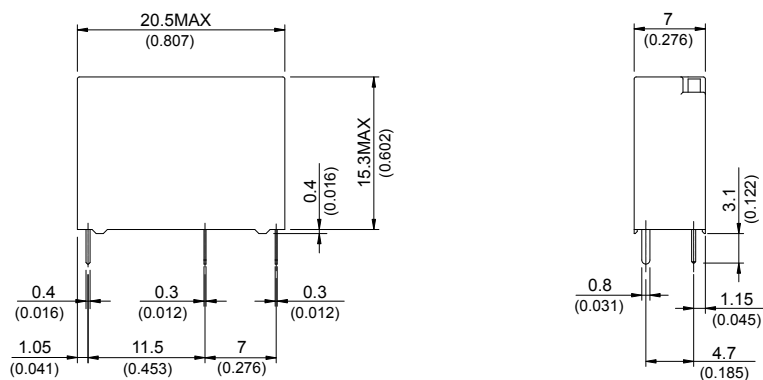
### »» Safety Approval

Certified	UL / CUL	VDE
File No.	E74321	40008369

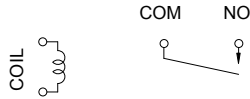
### »» Safety Approval Rating

UL / CUL		VDE	
202 · 202N	202H	202 · 202N	202H
5A 277VAC 5A 30VDC	7A 277VAC 7A 30VDC TV-3 (H contact only)	5A 250VAC T85	7A 250VAC T70

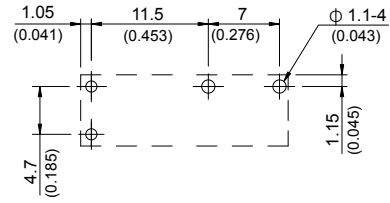
### »» Outline Dimensions



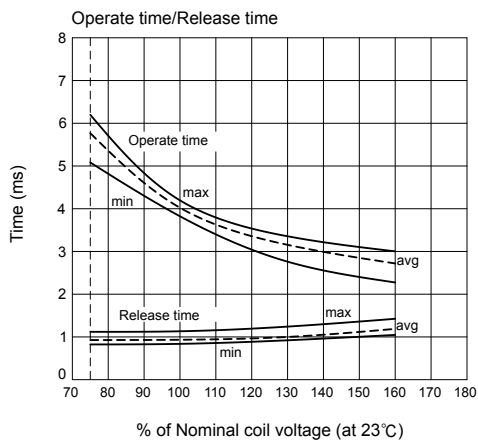
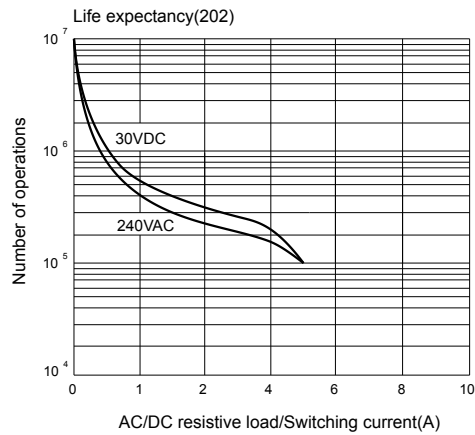
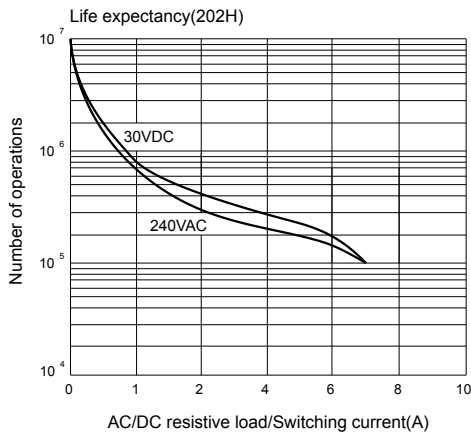
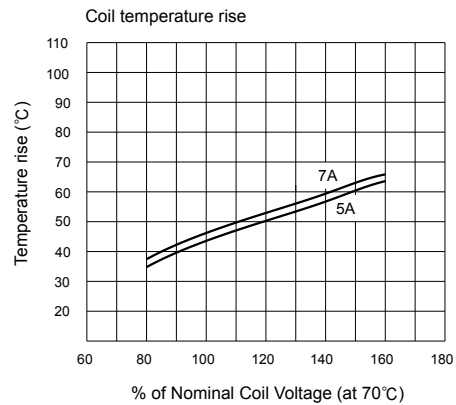
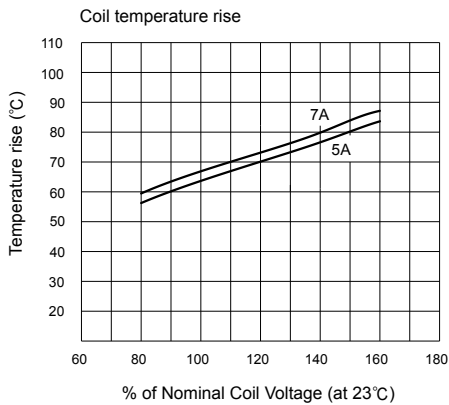
»» Wiring Diagram  
BOTTOM VIEW



»» PC Board Layout  
BOTTOM VIEW



»» Engineering Data



## X-ON Electronics

Largest Supplier of Electrical and Electronic Components

*Click to view similar products for [General Purpose Relays](#) category:*

*Click to view products by [Song Chuan](#) manufacturer:*

Other Similar products are found below :

[PCN-105D3MH,000](#) [59641F200](#) [LY1SAC110120](#) [5X827E](#) [5X837F](#) [5X840F](#) [5X842F](#) [5X848E](#) [LY2N-AC120](#) [LY2S-AC220/240](#) [LY2-US-AC120](#) [LY3-US-AC120](#) [LY4F-UA-DC12](#) [LY4F-UA-DC24](#) [LY4F-US-AC120](#) [LY4F-US-AC240](#) [LY4F-US-DC24](#) [LY4F-VD-AC110](#) [LYQ20DC12](#) [M115C60](#) [M115N010](#) [M115N0150](#) [6031007G](#) [603-12D](#) [61211T0B4](#) [61212T400](#) [61222Q400](#) [61243B600](#) [61243C500](#) [61243Q400](#) [61311BOA2](#) [61311BOA6](#) [61311BOA8](#) [61311C0A2](#) [61311COA1](#) [61311COA6](#) [61311F0A2](#) [61311QOA1](#) [61311QOA4](#) [61311T0D6](#) [61311TOA6](#) [61311TOA7](#) [61311TOB3](#) [61311TOB4](#) [61311U0A6](#) [61312Q600](#) [61312T400](#) [61312T600](#) [61313U200](#) [61313U400](#)