



### »» Features

- Miniature PCB surge cube relay.
- High rating 10A/250VAC/30VDC & TV-8.
- Reverse contact terminal position version is available.
- Optional for sealed flux free & sealed washable types.
- Comply with RoHS-Directive 2002/95/EC.

### »» Type List

Terminal style	Contact form	UL Insulation system approval	Designation (provided with)		
			Flux tight	Sealed type	Sealed type washable
PCB terminal	1C (SPDT)	-----	801H-1C-C	801H-1C-V	801H-1C-S
		F	801H-1C-C FXXVDC	801H-1C-V FXXVDC	801H-1C-S FXXVDC
	1A (SPNO)	-----	801H-1A-C	801H-1A-V	801H-1A-S
		F	801H-1A-C FXXVDC	801H-1A-V FXXVDC	801H-1A-S FXXVDC

### »» Ordering Information

801   H   -   1A   -   C   FXXVDC  
 1   2   3   4   5

- |                                    |                           |
|------------------------------------|---------------------------|
| 1. 801 -- Basic series designation | 4. C -- Flux tight        |
| 2. H -- High power type            | V -- Sealed type          |
| 3. 1A -- Single pole normally open | S -- Sealed type washable |
| 1B -- Single pole normally closed  | 5. Blank -- Standard type |
| 1C -- Single pole double throw     | F -- Class F              |

### »» Contact Rating

Resistive load	12A 125VAC <sup>(*)</sup> ; 10A 250VAC ; 10A 30VDC
----------------	--

### »» Coil Rating (DC)

Rated voltage (V)	Rated current ±10 % at 23°C (mA)	Coil resistance ±10 % at 23°C (Ω)	Max. continuous voltage at 85°C	Pick up voltage(Max) at 23°C	Drop out voltage(Min) at 23°C	Power consumption at rated voltage
3	120	25	160 % of rated voltage	75 % of rated voltage	10 % of rated voltage	approx. 0.36W
5	73	69				
6	60	100				
9	40	225				
12	30	400				
18	20	900				
24	15	1600				
48	7.5	6400				
60	6	10000				

## 801H

## »» Specification

Contact material	AgSnO alloy	
Contact resistance <sup>(1)</sup>	50mΩ Max.	
Operate time <sup>(1)</sup>	15ms Max.	
Release time <sup>(1)</sup>	5ms Max.	
Insulation resistance <sup>(1)</sup>	100 MΩ Min. (DC 500V)	
Dielectric strength <sup>(1)</sup>	Between open contact	: AC 750V , 50/60Hz 1 min.
	Between contact and coil	: AC 1500V , 50/60Hz 1 min.
Vibration resistance	Operating extremes	10~50Hz , amplitude 1.0 mm
	Damage limits	10~50Hz , amplitude 1.0 mm
Shock resistance	Operating extremes	10G
	Damage limits	100G
Life expectancy	Mechanical	10,000,000 operations (frequency 18,000 operations/hr)
	Electrical	100,000 operations (※50,000 operations) (frequency 1,200 operations/hr)
Operating ambient temperature	-40~+85°C (no freezing)	
Weight	Approx. 16 g	

Note : (1) initial value

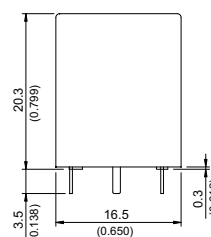
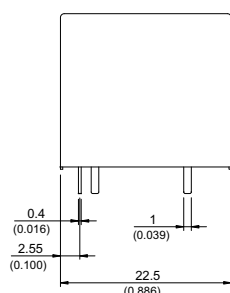
## »» Safety Approval

Certified	UL / CUL	CSA	TUV
File No.	E88991	1474287	R09352399

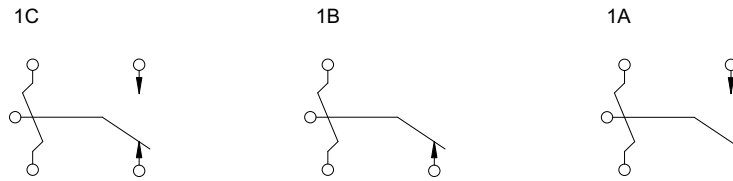
## »» Safety Approval Rating

UL / CUL	CSA	TUV
15A 125VAC	15A 125VAC	10A 250VAC
10A 250VAC	10A 250VAC	12A 125VAC
10A 30VDC	10A 30VDC	10A 30VDC
1/2HP 125/250VAC	1/2HP 125/250VAC	
TV-3	TV-3	
TV-8 (for 1A)	TV-8 (for 1A)	

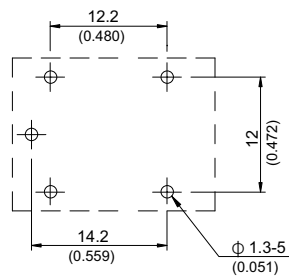
## »» Outline Dimensions



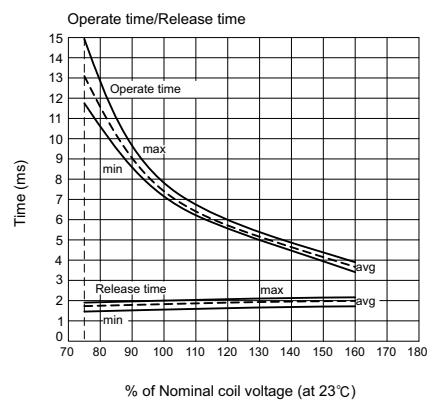
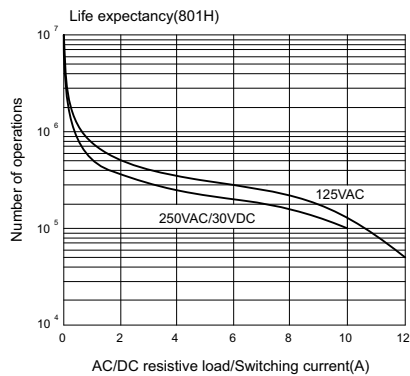
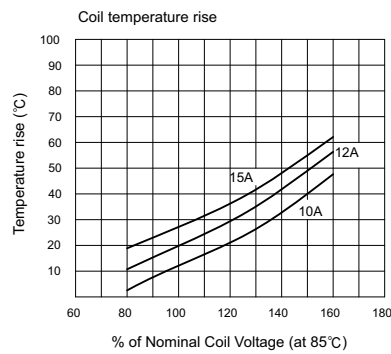
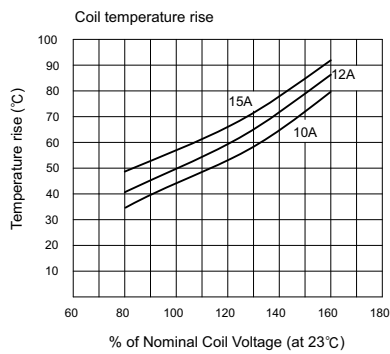
## »» Wiring Diagram BOTTOM VIEW



## »» PC Board Layout BOTTOM VIEW



## »» Engineering Data



## X-ON Electronics

Largest Supplier of Electrical and Electronic Components

*Click to view similar products for [General Purpose Relays](#) category:*

*Click to view products by [Song Chuan](#) manufacturer:*

Other Similar products are found below :

[PCN-105D3MH,000](#) [59641F200](#) [5JO-1000CD-SIL](#) [LY1SAC110120](#) [5X827E](#) [5X837F](#) [5X840F](#) [5X842F](#) [5X848E](#) [LY2N-AC120](#) [LY2S-AC220/240](#) [LY2-US-AC120](#) [LY3-US-AC120](#) [LY4F-UA-DC12](#) [LY4F-UA-DC24](#) [LY4F-US-AC120](#) [LY4F-US-AC240](#) [LY4F-US-DC24](#) [LY4F-VD-AC110](#) [LYQ20DC12](#) [M115C60](#) [M115N010](#) [M115N0150](#) [6031007G](#) [603-12D](#) [61211T0B4](#) [61212T400](#) [61222Q400](#) [61243B600](#) [61243C500](#) [61243Q400](#) [61311BOA2](#) [61311BOA6](#) [61311BOA8](#) [61311C0A2](#) [61311COA1](#) [61311COA6](#) [61311F0A2](#) [61311QOA1](#) [61311QOA4](#) [61311T0D6](#) [61311TOA6](#) [61311TOA7](#) [61311TOB3](#) [61311TOB4](#) [61311U0A6](#) [61312Q600](#) [61312T400](#) [61312T600](#) [61313U200](#)