

833H



### »» Features

- Low cost miniature PCB sugar cube relay.
- General purpose application.
- 10A 277VAC, 15A 125VAC ratings.
- SPNO, SPNC, SPDT and sealed flux free & sealed type washable are available.

### »» Type List

Terminal style	Contact form	UL Insulation system approval	Designation (provided with)		
			Flux tight	Sealed type	Sealed type washable
PCB terminal	1A (SPNO)	-----	833H-1A-C	833H-1A-V	833H-1A-S
		F	833H-1A-F-C	833H-1A-F-V	833H-1A-F-S
	1B (SPNC)	-----	833H-1B-C	833H-1B-V	833H-1B-S
		F	833H-1B-F-C	833H-1B-F-V	833H-1B-F-S
	1C (SPDT)	-----	833H-1C-C	833H-1C-V	833H-1C-S
		F	833H-1C-F-C	833H-1C-F-V	833H-1C-F-S

### »» Ordering Information

833H - 1A - F - C  
 1            2            3            4

1. 833H -- Basic series designation

2. 1A -- Single pole normally open

1B -- Single pole normally closed

1C -- Single pole double throw

3. Blank -- Standard type

F -- Class F

4. C -- Flux tight

V -- Sealed type

S -- Sealed type washable

### »» Contact Rating

Resistive load	10A 125VAC , 7A 250VAC , 7A 30VDC
----------------	-----------------------------------

### »» Coil Rating (DC)

Rated voltage (V)	Rated current ±10 % at 23 °C (mA)	Coil resistance ±10 % at 23 °C (Ω)	Max. continuous voltage at 70 °C	Pick up voltage(Max) at 23 °C	Drop out voltage(Min) at 23 °C	Power consumption at rated voltage
3	120	25	150 % of rated voltage	75 % of rated voltage	10 % of rated voltage	approx. 0.36W
4	91	44				
5	72	70				
6	60	100				
9	40	225				
12	30	400				
24	15	1600				
36	10	3600				
48	9.4	5120				

## »» Specification

Contact material	AgCdO alloy	
Contact resistance <sup>(1)</sup>	100m Ω Max.	
Operate time <sup>(1)</sup>	10ms Max.	
Release time <sup>(1)</sup>	5ms Max.	
Insulation resistance <sup>(1)</sup>	100M Ω Min. (DC 500V)	
Dielectric strength <sup>(1)</sup>	Between open contact	: AC 500V , 50/60Hz 1 min.
	Between contact and coil	: AC 1500V , 50/60Hz 1 min.
Vibration resistance	Operating extremes	10~50Hz , amplitude 1.5 mm
	Damage limits	10~50Hz , amplitude 1.5 mm
Shock resistance	Operating extremes	10G
	Damage limits	100G
Life expectancy	Mechanical	10,000,000 operations (frequency 18,000 operations/hr)
	Electrical	100,000 operations (frequency 1,200 operations/hr)
Operating ambient temperature	-30~+70 °C (no freezing) <sup>(2)</sup>	
Weight	Approx. 10 g	

Note : (1) initial value

(2) -30~+85 °C is available.

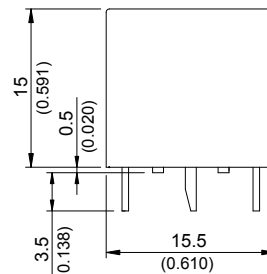
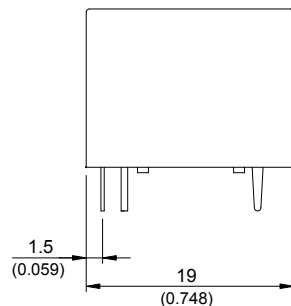
## »» Safety Approval

Certified	UL / CUL	TUV
File No.	E88991	R3-09754206

## »» Safety Approval Rating

UL / CUL	TUV
15A 125VAC	12A 125VAC
10A 277VAC	7A 250VAC
7A 30VDC	7A 30VDC
1/4HP 125/250VAC	4A 250VAC cosφ0.3
1/3HP 125/250VAC	

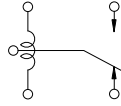
## »» Outline Dimensions



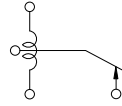
# 833H

## »» Wiring Diagram BOTTOM VIEW

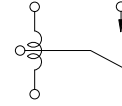
1C



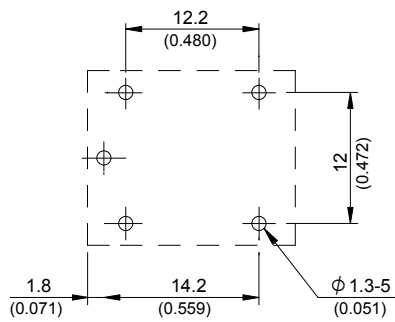
1B



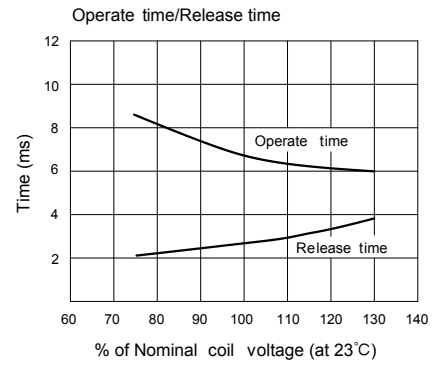
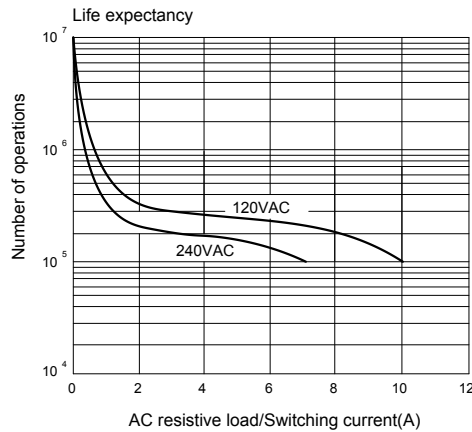
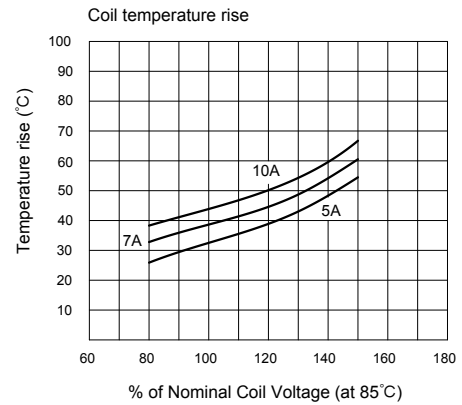
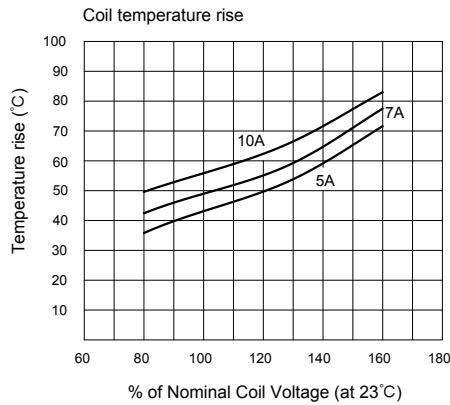
1A



## »» PC Board Layout BOTTOM VIEW



## »» Engineering Data



## X-ON Electronics

Largest Supplier of Electrical and Electronic Components

*Click to view similar products for [General Purpose Relays](#) category:*

*Click to view products by [Song Chuan](#) manufacturer:*

Other Similar products are found below :

[PCN-105D3MH,000](#) [59641F200](#) [5JO-1000CD-SIL](#) [LY1SAC110120](#) [5X827E](#) [5X837F](#) [5X840F](#) [5X842F](#) [5X848E](#) [LY2N-AC120](#) [LY2S-AC220/240](#) [LY2-US-AC120](#) [LY3-US-AC120](#) [LY4F-UA-DC12](#) [LY4F-UA-DC24](#) [LY4F-US-AC120](#) [LY4F-US-AC240](#) [LY4F-US-DC24](#) [LY4F-VD-AC110](#) [LYQ20DC12](#) [M115C60](#) [M115N010](#) [M115N0150](#) [6031007G](#) [603-12D](#) [61211T0B4](#) [61212T400](#) [61222Q400](#) [61243B600](#) [61243C500](#) [61243Q400](#) [61311BOA2](#) [61311BOA6](#) [61311BOA8](#) [61311C0A2](#) [61311COA1](#) [61311COA6](#) [61311F0A2](#) [61311QOA1](#) [61311QOA4](#) [61311T0D6](#) [61311TOA6](#) [61311TOA7](#) [61311TOB3](#) [61311TOB4](#) [61311U0A6](#) [61312Q600](#) [61312T400](#) [61312T600](#) [61313U200](#)