

Leaded MLCC for General Purpose Data Sheet

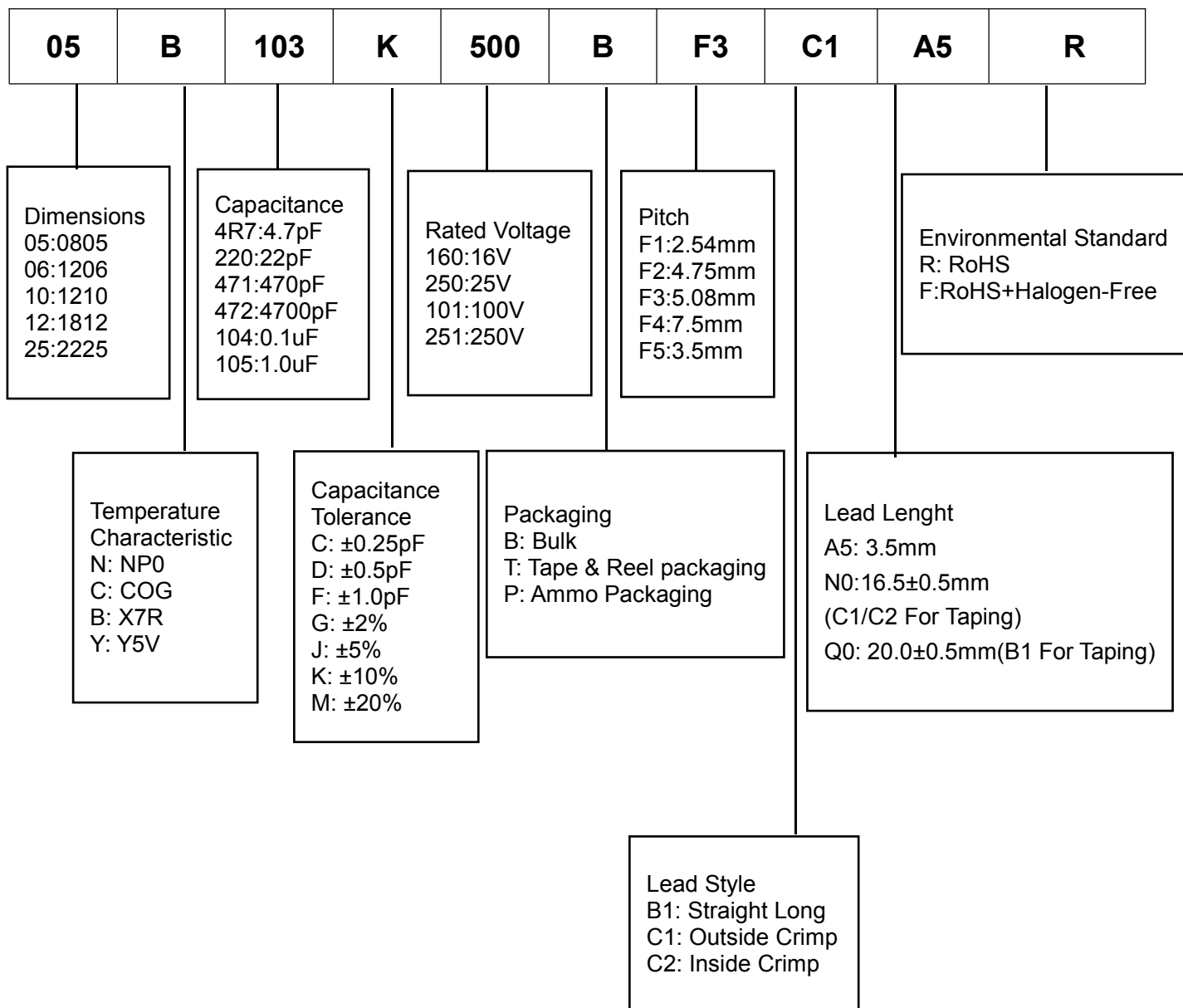
Feature

- Small size and large capacitance
- Low ESR characteristics for high frequency
- Meet LF (Lead Free) and HF (Halogen Free)
- Epoxy resin coating

Applications

- General electronic equipment

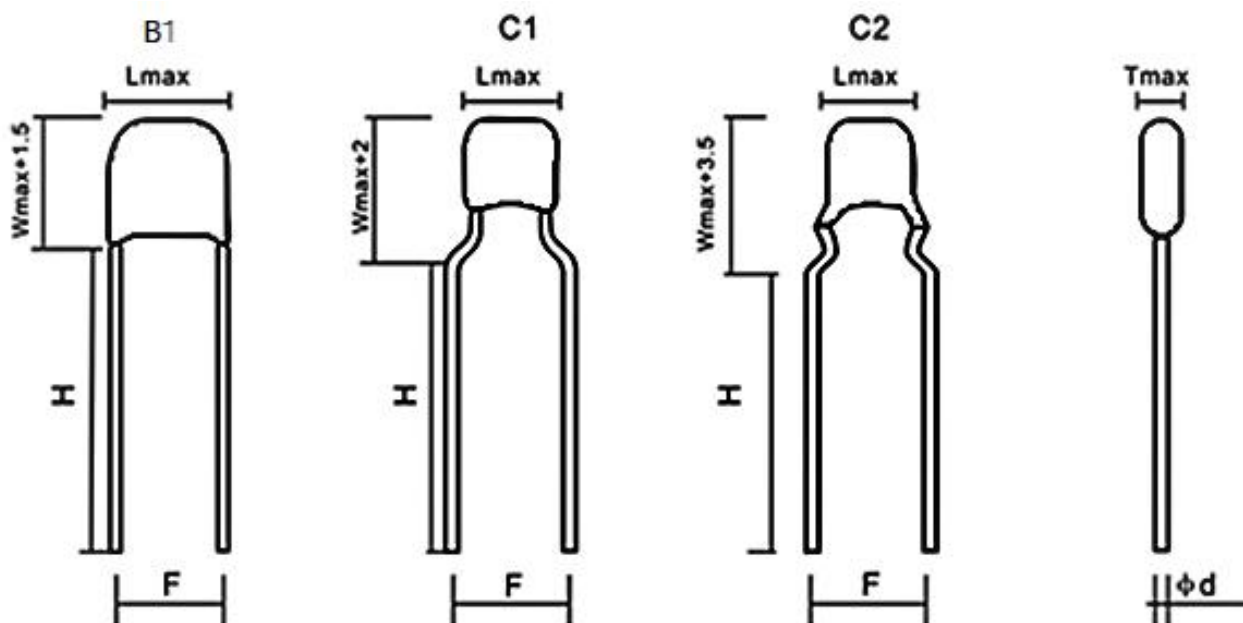
Part Number Code



Specifications

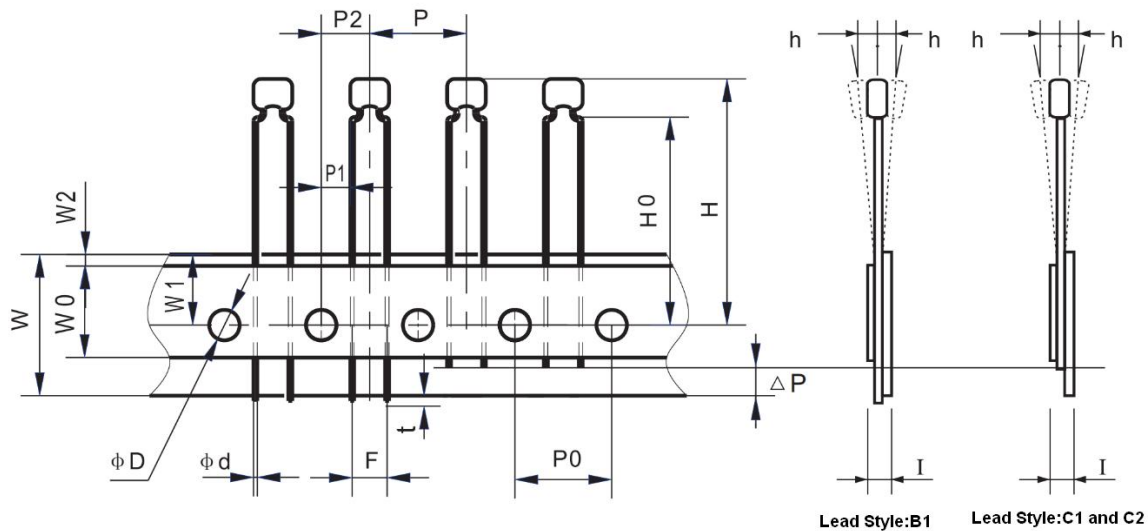
Reference Standard	GB/T 5966
Operating Temperature Range	-55~125°C
Capacitance(C) and Dissipation Factor(tg δ)	Class 1: C≤1000pF, 1MHZ±10%, 1.0V C>1000pF, 1KHZ±10%, 1.0V CR≥50PF,DF≤0.15% CR<50PF,DF≤0.15% [(150/ CR)+7] ×10 ⁻⁴ Class 2: 1KHZ±10%, 1.0V(B)/0.5V(Y) B: DF ≤3.5% Y: DF≤7.5% (CR≤0.1uF) DF≤10.0% (1uF>CR>0.1uF) DF≤15% (CR≥1uF)
Rated Voltage	25V、50V、100V、250V
Withstand Voltage	Class1 300% Withstand Voltage Class2 250% Withstand Voltage The charge/discharge current is less than 50mA
Insulation Resistance	Rated Voltage, 60±5sec Class1: C≤10nF,IR≥10000MΩ C>10nF,IR≥100MΩ.uF Class2: C≤25nF,IR≥4000MΩ C>25nF,IR≥100MΩ.uF
Temperature Characteristic	COG(NP0)、X7R、Y5V

Dimension、Voltage and Capacitance



Dimension	Dimensions (Unit: mm)						Rated voltage	Available Capacitance Range									
	F ±0.5	H ±1	L max	W max	T max	Φd ±0.05		N	B	Y							
								COG(NPO)	X7R	Y5V							
0805	2.54	10	4.2	3.8	3.8	0.45	25V	0R5-272	101-105	102-125							
	5.08	5.0/															
	5.08	10.0															
1206	3.50	10	5.5	4.5	3.8	0.45	25V	0R5-562	101-225	102-125							
	5.08						50V	0R5-472	101-105	102-105							
							100V	0R5-332	101-154	---							
1210/1209	3.50	10	5.5	5.5	3.8	0.45	25V	100-103	471-105	472-155							
	5.08						50V	100-103	471-105	472-205							
							100V	5R0-103	101-105	---							
1812	4.57	10	8.5	6.5	3.8	0.45	25V	100-153	471-335	103-335							
							50V	100-103	471-225	103-225							
							100V	5R0-103	101-105	---							
2225	5.50	10	10.5	9.5	4.2	0.45	25V	100-473	102-475	103-475							
							50V	100-273	102-335	103-335							
							100V	5R0-273	101-105	---							

Taping And Dimensions (mm)



Note: P1=3.85mm for F=5.08mm; P1=5.1mm for F=2.54mm

Code	P	P0	P1	P2	Φd	Δh	W	W0	W1	W2	H	H0	I	ΦD0	t
Dim	12.7	12.7	3.85	6.35	0.5	0	18.5	8	9	1.5	32.25	15-20	1.42	4.0	0.7
			5.1					10							
TOL	± 1.0	± 0.2	± 0.7	± 1.3	± 0.1	± 1.0	± 1.0	± 1.0	± 0.5	± 1.5	Max	± 0.5	Max	± 0.2	Max

X-ON Electronics

Largest Supplier of Electrical and Electronic Components

Click to view similar products for [Ceramic Disc Capacitors](#) category:

Click to view products by [Songtian](#) manufacturer:

Other Similar products are found below :

[009377XM](#) [5AS560JCFCA](#) [5AU100JCECA](#) [5AU470JCJCA](#) [DEF2CLH020CA3B](#) [HSE102MAQBF0KR](#) [432202101621](#) [432202282431](#)
[DEF2CLH030CJ3B](#) [W1X223MCVCF0KR](#) [564RC0GBA302EJ470K](#) [5AS270JCDCA](#) [5AS330JCDCA](#) [5AU330JCGCA](#)
[DE1E3KX222MJ4BN01F](#) [440LT68AP-R](#) [JN222MQ47FAAAAKPLP](#) [H8000090-245](#) [H8000090-225RY](#) [H8000090-309RY](#) [H8000090-](#)
[291RY](#) [F471K39S3NR63K7R](#) [DEF2CLH040CN3A](#) [DEF2CLH080DA3B](#) [564R3DF0T22](#) [CC2150KY5P1KVB5LS-LF](#)
[CC2180KY5P1KVB5LS-LF](#) [CC2470KY5P1KVB5LS-LF](#) [CC2820KY5P1KVB5LS-LF](#) [0838-040-X7R0-220K](#) [JN102MQ35FAAAAKPLP](#)
[0841-040-X5U0-103M](#) [CCH-6K8-5/1000V](#) [140-50N2-101J-TB-RC](#) [ECK-DGL102ME](#) [562R5GAD47RR](#) [S103K75Y5PN8BT0R](#)
[615R100GAD10](#) [615R150GAD10](#) [NCD100K1KVSLF](#) [NCD682M1KVZ5UF](#) [CCK-100N](#) [CCK-100P](#) [CCK-22N](#) [CCK-2N2](#) [CCK-47N](#) [CCK-](#)
[47P](#) [CCK-4N7](#) [CCK-4P7](#) [CK45-B3FD681KYNNA](#)