

# Safety Standard Certified Ceramic Capacitors-CE Series (Class Y2) Data Sheet





## Feature



- Wide operating voltage range from 100pF to 10000pF
- Operating Temperature: -40°C ~ 125°C
- Storage Temperature: 15°C ~ 35°C
- Fix capacitors Y2 for electromagnetic interference suppression and connection to the supply mains has high dielectric coefficient ceramic dielectric and flame retardant epoxy resin package

## Applications

- Can be used for power supply noise suppression circuit in cross connection and bypass. It is a primary and secondary coupling X/Y capacitor used as AC line filter and switching power supply and AC converter

## Applicable Standard

Approval		Organization	Safety Standards	Certificate No.
USA Canada		UL CUL	UL60384	E208107
Korea		KTL	K60384-14	SU03031-7001
China		CQC	GB/T 6346.14-2015	CQC07001019906
Germany		VDE	En 60384-14	40025748

Approval		Organization	Safety Standards	Certificate No.
EU		ENEC	En 60384-14	40025748
IEC		IEC-CB	IEC 60384-14	US-21745-UL

### Part Number Code

G	08	F	1	E	222	M	N0	B	0	S	0	N	0
---	----	---	---	---	-----	---	----	---	---	---	---	---	---

**Rated Voltage**  
G:Y2

**Core Diameter**  
08:8mm  
14:14mm

**Temperature Characteristic**  
B:Y5P  
E:Y5U  
F:Y5V

**Pitch**  
E:7.5mm  
D:10.0mm

**Tolerance**  
K:±10%  
M:±20%

**Nominal capacitance**  
101:100pF  
222:2200pF  
103:10000pF

**Foot Type**  
1:Long straight  
2:Outside Crimped  
3:Short Straight  
8:Vertical Crimped

**Package**  
B: Bulk  
T: Tape

**Inner Management**

**Environmental Standard**  
0:RoHS  
2:RoHS+Halogen-Free

**Lead Length**  
S0~S9:1.0~1.9mm  
X0~X9:2.0~2.9mm  
A0~A9:3.0~3.9mm  
B0~B9:4.0~4.9mm  
C0~C9:5.0~5.9mm  
D0~D9:6.0~6.9mm  
E0~E9:7.0~7.9mm

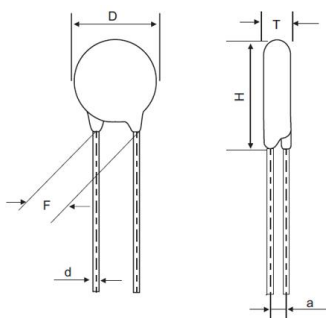
**Lead Length**  
F0~F9:8.0~8.9mm  
G0~G9:9.0~9.9mm  
H0~H9:10.0~10.9mm  
J0~J9:11.0~11.9mm  
K0~K9:12.0~12.9mm  
L0~L9:13.0~13.9mm  
M0~M9:14.0~14.9mm

**Lead Length**  
M0~M9:14.0~14.9mm  
N0:16~27.0mm(Bulk)  
**Crimped Lead Taped**  
N0:H0=16.5mm  
P0:H0=17.0mm  
Q0:H0=19.0mm  
**Straight Lead**  
Q0:20.0mm

## Specifications

Capacitance and Dissipation factor testing condition	25°C、1KHz、1Vrms
Dissipation Factor(tanδ)	≤2.5%
Rated Voltage	250VAC
Withstand Voltage	2500VAC
Insulation Resistance (I.R.)	IR≥10000MΩ
Temperature Characteristic	Y5P、Y5U、Y5V

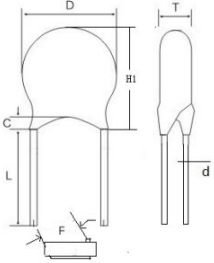
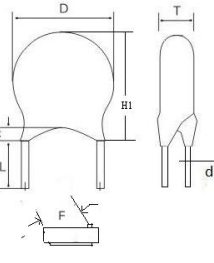
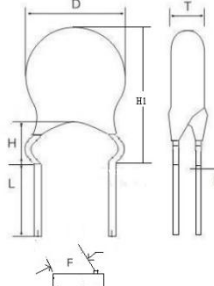
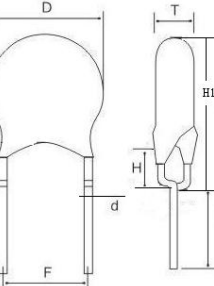
## Dimensions (mm) and Approval



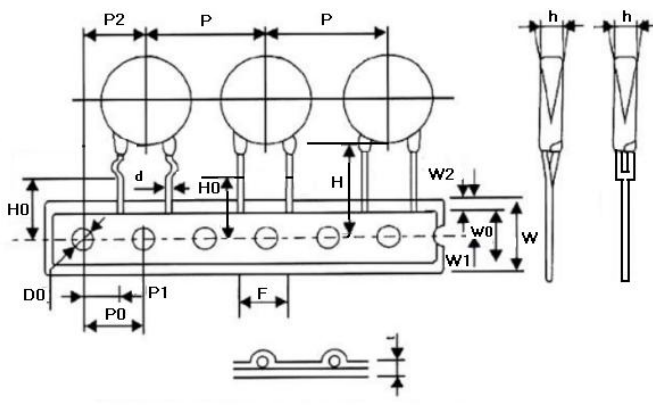
Part No.	Size (mm)				Approval				
	D Max.	T Max.	F±0.8	d±0.05	CQC	VDE	cUL (Canada)	KTL	ENEC
Y2-Y5P-101K	7.0	4.0	7.5	0.6	√	√	√	√	√
Y2-Y5P-151K	7.0	4.0	7.5	0.6	√	√	√	√	√
Y2-Y5P-221K	7.0	4.0	7.5	0.6	√	√	√	√	√
Y2-Y5P-331K	7.0	4.0	7.5	0.6	√	√	√	√	√
Y2-Y5P-471K	7.0	4.0	7.5	0.6	√	√	√	√	√
Y2-Y5P-681K	8.5	4.0	7.5	0.6	√		√	√	
Y2-Y5U-681M	7.0	4.0	7.5	0.6	√		√	√	
Y2-Y5U-102M	7.0	4.0	7.5	0.6	√	√	√	√	√
Y2-Y5U-152M	9.0	4.0	7.5	0.6	√	√	√	√	√
Y2-Y5U-222M	10.0	4.0	7.5	0.6	√	√	√	√	√
Y2-Y5U-332M	12.0	4.0	7.5	0.6	√	√	√	√	√
Y2-Y5U-472M	14.0	4.5	7.5   10.0	0.65	√	√	√	√	√
Y2-Y5U-103M	18.0	4.5	7.5   10.0	0.65	√	√	√	√	√
Y2-Y5V-152M	7.0	4.0	7.5	0.6	√	√	√	√	√
Y2-Y5V-222M	8.0	4.0	7.5	0.6	√	√	√	√	√

Part No.	Size (mm)				Approval					
	D Max.	T Max.	F±0.8		d±0.05	CQC	VDE	cUL (Canada)	KTL	ENEC
Y2-Y5V-332M	9.0	4.0	7.5		0.6	√	√	√	√	√
Y2-Y5V-472M	10.0	4.0	7.5		0.6	√	√	√	√	√
Y2-Y5V-103M	14.0	4.5	7.5	10.0	0.65	√	√	√	√	√

## Lead Configuration

Lead Style	Drawing	Lead Length L (mm)	Coating Lead Length C (mm)	Height H (mm)
Long Straight		16.0 min	① C ≤ 2.5mm (Product diameter < 12mm)  ② C ≤ 3.0mm (Product diameter ≥ 12mm)	/
Short Straight		① [2.5 ≤ L < 6.0] ± 0.5; ② [6.0 ≤ L ≤ 10] ± 1.0	① C ≤ 2.5mm (Product diameter < 12mm)  ② C ≤ 3.0mm (Product diameter ≥ 12mm)	/
Outside Crimped		① [2.5 ≤ L < 6.0] ± 0.5; ② [6.0 ≤ L ≤ 10] ± 1.0	Not exceed the bend point	5.0mm Max
Vertical Crimped		① [2.5 ≤ L < 6.0] ± 0.5; ② [6.0 ≤ L ≤ 10] ± 1.0	Not exceed the bend point	4.0mm Max

### Taping And Dimensions (mm)

Figure	Symbol	P=7.5		P=10.0		
	Po	12.7±0.3		12.7±0.3		
	P	25.4±1.0		25.4±1.0		
	P1	8.95±0.7		7.7±0.7		
	P2	12.7±1.3		12.7±1.3		
	F	7.5±0.8		10.0±0.8		
	Δh	0±2.0		0±2.0		
	W	18.0 +1.5/-1.0		18.0 +1.5/-1.0		
	Wo	10.5 Max		10.5 Max		
	W1	9.0+0.75/-0.5		9.0+0.75/-0.5		
	W2	3.0 Max		3.0 Max		
	Do	4.0±0.2		4.0±0.2		
	H	20+1.5/-1.0		20+1.5/-1.0		
	Ho	16.5&17.0&19.0 +1.5/-1.0		16.5&17.0&19.0 +1.5/-1.0		
	L	Straight Lead	Crimped Lead		Straight Lead	Crimped Lead
		11.0 Max	9.0 Max		11.0 Max	9.0 Max
	t1	0.5±0.2		0.5±0.2		
	t2	1.7 Max		1.7 Max		

## X-ON Electronics

Largest Supplier of Electrical and Electronic Components

*Click to view similar products for [Film Capacitors](#) category:*

*Click to view products by [Songtian](#) manufacturer:*

Other Similar products are found below :

[M83421/01-3089R](#) [703-6G](#) [F450KG153J250ALH0J](#) [750-1018](#) [MEB684J2A](#) [FKP1-1000160010P15](#) [FKP1-1500160010P15](#)  
[82EC1100DQ50K](#) [MMWAF150KME](#) [PCY2130F30153](#) [PME261JB5220KR19T0](#) [A521HH333M035C](#) [QXJ2E474KTPT](#) [QXL2B333KTPT](#)  
[QXM2G104K](#) [B32234-.033@250V-K](#) [B32520C6332K000](#) [B32522C6104K000](#) [B32523Q3155J](#) [B32676E6755K](#) [B81133-C1104-M3](#)  
[MTC355L1](#) [217-0716-001](#) [221A10-120](#) [CB182K0184J--](#) [KP1830-247/061-G](#) [SCD105K122A3-22](#) [SCD205K122A3-24](#)  
[F601BL225K063CL60A](#) [FKP1-2202KV5P15](#) [FKS3-680040010P10](#) [PCX2339F65224](#) [2222 368 55105](#) [2222 370 21683](#) [QXL2E473KTPT](#)  
[445450-1](#) [B32524Q6155J](#) [46KI3100JBM1K](#) [4DCNAQ4450ZA0J](#) [MKP 1839-215-633](#) [MKP 1840-447-165](#) [MKP383510063JKP2T0](#)  
[MKT182022263473](#) [WMC08P22](#) [WMF4S68](#) [YE333](#) [ECQ-W4223KZ](#) [EEC2G805HQA415](#) [PA103L30](#) [82EC2150DQ50K](#)