

Safety Standard Certified Ceramic Capacitors-CD Series (Class Y1) Data Sheet





Feature


- Wide operating voltage range from 10pF to 4700pF
- Operating Temperature: -40°C ~ 125°C
- Storage Temperature: 15°C ~ 35°C
- Fix capacitors Y1 for electromagnetic interference suppression and connection to the supply mains has high dielectric coefficient ceramic dielectric and flame retardant epoxy resin package

Applications

- Can be used for power supply noise suppression circuit in cross connection and bypass. It is a primary and secondary coupling X/Y capacitor used as AC line filter and switching power supply and AC converter

Applicable Standard

Approval		Organization	Safety Standards	Certificate No.
USA Canada		UL CUL	UL60384	E208107
Korea		KTL	K60384-14	SU03031-7002
China		CQC	GB/T 6346.14-2015	CQC06001018610
Germany		VDE	En 60384-14	40025754

Approval		Organization	Safety Standards	Certificate No.
EU		ENEC	En 60384-14	40025754
IEC		IEC-CB	IEC 60384-14	US-21746-UL

Part Number Code

Q	09	F	1	D	222	M	N0	B	0	S	0	N	0
---	----	---	---	---	-----	---	----	---	---	---	---	---	---

Rated Voltage
Q:Y1

Core Diameter
09:9mm
15:15mm

Temperature Characteristic
B:Y5P
E:Y5U
F:Y5V

Pitch
D:10.0mm

Tolerance
K:±10%
M:±20%

Package
B: Bulk
T: Tape

Inner Management

Nominal capacitance
470:47pF
471:470pF
222:2200pF
103:10000pF

Environmental Standard
0:RoHS
2:RoHS+Halogen-Free

Foot Type
1:Long straight
2:Outside Crimped
3:Short Straight
8:Vertical Crimped

Lead Length
S0~S9:1.0~1.9mm
X0~X9:2.0~2.9mm
A0~A9:3.0~3.9mm
B0~B9:4.0~4.9mm
C0~C9:5.0~5.9mm
D0~D9:6.0~6.9mm
E0~E9:7.0~7.9mm

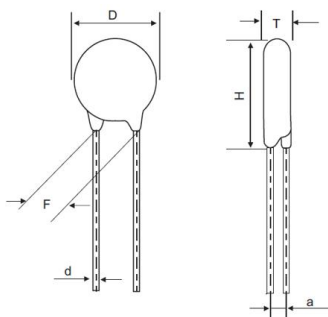
Lead Length
F0~F9:8.0~8.9mm
G0~G9:9.0~9.9mm
H0~H9:10.0~10.9mm
J0~J9:11.0~11.9mm
K0~K9:12.0~12.9mm
L0~L9:13.0~13.9mm
M0~M9:14.0~14.9mm

Lead Length
M0~M9:14.0~14.9mm
N0:16~27.0mm(Bulk)
Crimped Lead Taped
N0:H0=16.5mm
P0:H0=17.0mm
Q0:H0=19.0mm
Straight Lead
Q0:20.0mm

Specifications

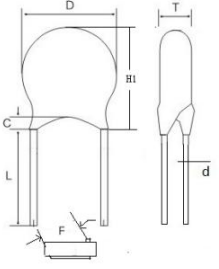
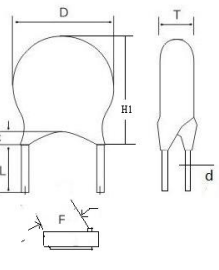
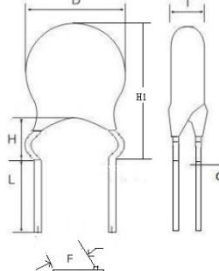
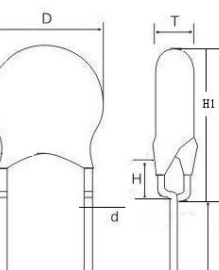
Capacitance and Dissipation factor testing condition	Y5P/Y5U/Y5V:25℃、1KHz、1Vrms
Dissipation Factor(tanδ)	≤2.5%
Rated Voltage	400VAC
Withstand Voltage	4000VAC
Insulation Resistance (I.R.)	IR≥10000MΩ
Temperature Characteristic	Y5P、Y5U、Y5V

Dimensions (mm) and Approval

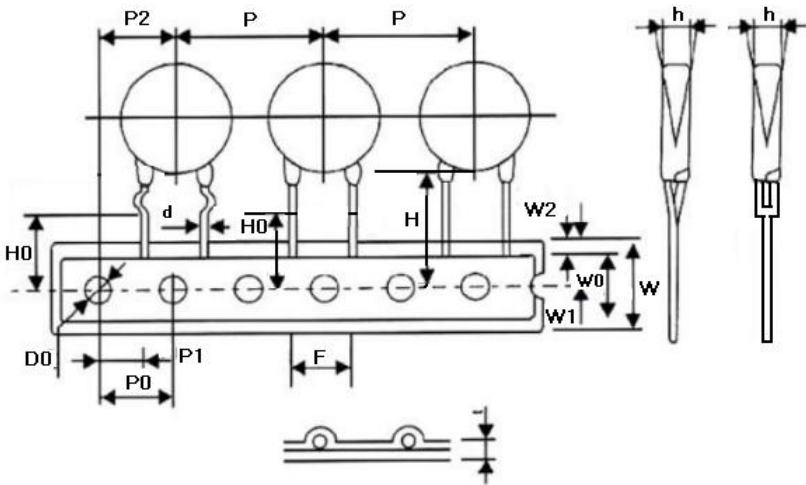


Part No.	Size (mm)				Approval				
	D Max.	T Max.	F±0.8	d±0.05	CQC	VDE	cUL (Canada)	KTL	ENEC
Y1-Y5P-101K	7.0	4.0	10.0	0.6	√	√	√	√	√
Y1-Y5P-151K	7.0	5.0	10.0	0.6	√	√	√	√	√
Y1-Y5P-221K	7.0	5.0	10.0	0.6	√	√	√	√	√
Y1-Y5P-331K	8.5	5.0	10.0	0.6	√	√	√	√	√
Y1-Y5P-471K	9.0	5.0	10.0	0.65	√	√	√	√	√
Y1-Y5P-681K	10.0	5.0	10.0	0.65	√		√	√	
Y1-Y5P-102K	12.0	5.5	10.0	0.65	√	√	√	√	√
Y1-Y5U-331K	7.0	5.0	10.0	0.6	√	√	√	√	√
Y1-Y5U-471K	7.0	5.0	10.0	0.6	√	√	√	√	√
Y1-Y5U-102M	8.0	5.0	10.0	0.6	√	√	√	√	√
Y1-Y5U-152M	10.0	5.0	10.0	0.65	√	√	√	√	√
Y1-Y5U-222M	11.0	5.0	10.0	0.65	√	√	√	√	√
Y1-Y5V-102M	7.0	5.0	10.0	0.6	√	√	√	√	√
Y1-Y5V-152M	8.0	5.0	10.0	0.6	√	√	√	√	√
Y1-Y5V-222M	9.0	5.0	10.0	0.65	√	√	√	√	√
Y1-Y5V-332M	11.0	5.5	10.0	0.65	√	√	√	√	√
Y1-Y5V-472M	12.0	5.5	10.0	0.65	√	√	√	√	√

Lead Configuration

Lead Style	Drawing	Lead Length L (mm)	Coating Lead Length C (mm)	Height H (mm)
Long Straight		16.0 min	① C ≤ 2.5mm (Product diameter < 12mm) ② C ≤ 3.0mm (Product diameter ≥ 12mm)	/
Short Straight		① [2.5 ≤ L < 6.0] ± 0.5; ② [6.0 ≤ L ≤ 10] ± 1.0	① C ≤ 2.5mm (Product diameter < 12mm) ② C ≤ 3.0mm (Product diameter ≥ 12mm)	/
Outside Crimped		① [2.5 ≤ L < 6.0] ± 0.5; ② [6.0 ≤ L ≤ 10] ± 1.0	Not exceed the bend point	5.0mm Max
Vertical Crimped		① [2.5 ≤ L < 6.0] ± 0.5; ② [6.0 ≤ L ≤ 10] ± 1.0	Not exceed the bend point	4.0mm Max

Taping And Dimensions (mm)

Figure	Symbol	P=10.0		
	Po	12.7±0.3		
	P	25.4±1.0		
	P1	7.7±0.7		
	P2	12.7±1.3		
	F	10.0±0.8		
	Δh	0±2.0		
	W	18.0 +1.5/-1.0		
	Wo	10.5 Max		
	W1	9.0+0.75/-0.5		
	W2	3.0 Max		
	Do	4.0±0.2		
	H	20+1.5/-1.0		
	Ho	16.5&17.0&19.0 +1.5/-1.0		
	L	Straight Lead	Crimped Lead	
		11.0 Max	9.0 Max	
	t1	0.5±0.2		
t2	1.7 Max			

X-ON Electronics

Largest Supplier of Electrical and Electronic Components

Click to view similar products for [Film Capacitors](#) category:

Click to view products by [Songtian](#) manufacturer:

Other Similar products are found below :

[M83421/01-3089R](#) [703-6G](#) [F450KG153J250ALH0J](#) [750-1018](#) [MEB684J2A](#) [FKP1-1000160010P15](#) [FKP1-1500160010P15](#)
[82EC1100DQ50K](#) [MMWAF150KME](#) [PCY2130F30153](#) [PME261JB5220KR19T0](#) [A521HH333M035C](#) [QXJ2E474KTPT](#) [QXL2B333KTPT](#)
[QXM2G104K](#) [B32234-.033@250V-K](#) [B32520C6332K000](#) [B32522C6104K000](#) [B32523Q3155J](#) [B32676E6755K](#) [B81133-C1104-M3](#)
[MTC355L1](#) [217-0716-001](#) [221A10-120](#) [CB182K0184J--](#) [KP1830-247/061-G](#) [SCD105K122A3-22](#) [SCD205K122A3-24](#)
[F601BL225K063CL60A](#) [FKP1-2202KV5P15](#) [FKS3-680040010P10](#) [PCX2339F65224](#) [PCX2339F65334](#) [2222 368 55105](#) [2222 370 21683](#)
[QXL2E473KTPT](#) [445450-1](#) [B32524Q6155J](#) [46KI3100JBM1K](#) [4DCNAQ4450ZA0J](#) [MKP 1839-215-633](#) [MKP 1840-447-165](#)
[MKP383510063JKP2T0](#) [MKT182022263473](#) [WMC08P22](#) [WMF4S68](#) [YE333](#) [ECQ-W4223KZ](#) [EEC2G805HQA415](#) [PA103L30](#)