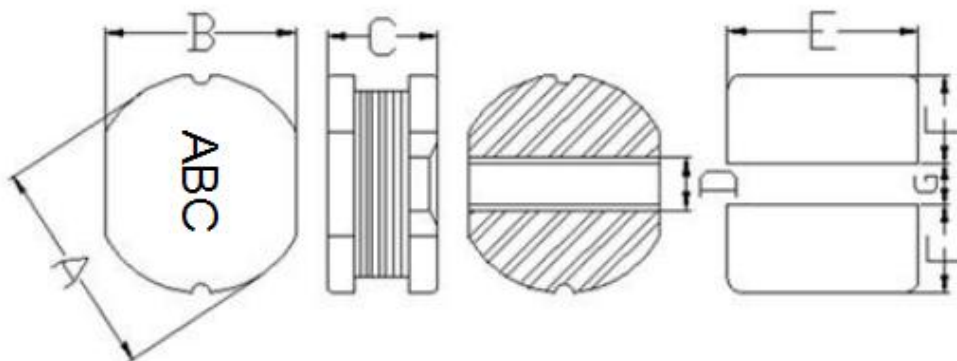


| | | | | | |
|---------------------|-------------|-----------------------|---|------------|-----|
| 文件编号 File Number | SRD-WI-3652 | 版本号 Version Number | A | 页码 page | 1/3 |
|---------------------|-------------|-----------------------|---|------------|-----|

1、外形尺寸 Dimension :

单位Unit: mm



| | |
|---|---------|
| A | 4.5±0.3 |
| B | 4.0±0.3 |
| C | 3.2±0.3 |
| D | 1.4Ref. |
| E | 4.5Ref. |
| F | 1.8Ref. |
| G | 1.5Ref. |

2、产品品名构成 Product Spec. Model

SR 43 Y F - 2R2 M

a b c d e f

a: 系列名称 Series name

b: 产品尺寸 Product dimensions (A x B x C)

c: 密封方式 Sealing way (L: 冷封 Cold seal Y: 热封 Heat seal)

d: 印字方向 Lettering direction ▶

e: 电感值 Inductance Value

(1R0:1.0uH; 100: 10uH; 101:100uH)

f: 电感公差 Inductance Tolerance (K:10% ; M:20% ; N:30%)

▶ Lettering direction



3、结构 Structure



4、材料清单 MATERIAL LIST

| NO. | PARTS | MATERIAL | UL FILE NO. | TEMP. CLASS |
|-----|--------|--|-------------|-------------|
| 1 | CORE | Ni-Zn CORE OR EQUIVALENT | NA | NA |
| 2 | WIRE | POLYURETHANE ENAMELLED COPPER WIRE OR EQUIVALENT | E258243 | 180°C |
| 3 | SOLDER | Sn99.3-Cu0.7 OR EQUIVALENT | NA | NA |

*NA:NOT APPLICABLE.

| | | | | | |
|---------------------|-------------|-----------------------|---|------------|-----|
| 文件编号 File Number | SRD-WI-3652 | 版本号 Version Number | A | 页码 page | 2/3 |
|---------------------|-------------|-----------------------|---|------------|-----|

5、电性能参数表 Electrical Characteristics List

| 规格型号 Part NO. | 电感量 Tolerance(μ H) | 测试频率 Test Freq. (kHz/v) | 直流电阻 DCR Max (Ω) | 饱和电流 Isat (A) |
|---------------------|----------------------------|----------------------------|---------------------------------|------------------|
| SCD.4532.DYFR33MT00 | 0.33 | 100 / 0.25 | 0.01 | 4.00 |
| SCD.4532.DYF1R0MT00 | 1.0 | 100 / 0.25 | 0.02 | 2.60 |
| SCD.4532.DYF2R2MT00 | 2.2 | 100 / 0.25 | 0.04 | 2.30 |
| SCD.4532.DYF3R3MT00 | 3.3 | 100 / 0.25 | 0.05 | 2.10 |
| SCD.4532.DYF3R9MT00 | 3.9 | 100 / 0.25 | 0.07 | 1.90 |
| SCD.4532.DYF4R7MT00 | 4.7 | 100 / 0.25 | 0.08 | 1.60 |
| SCD.4532.DYF5R6MT00 | 5.6 | 100 / 0.25 | 0.08 | 1.45 |
| SCD.4532.DYF6R8MT00 | 6.8 | 100 / 0.25 | 0.10 | 1.35 |
| SCD.4532.DYF8R2MT00 | 8.2 | 100 / 0.25 | 0.12 | 1.30 |
| SCD.4532.DYF100KT00 | 10 | 100 / 0.25 | 0.15 | 1.00 |
| SCD.4532.DYF120KT00 | 12 | 100 / 0.25 | 0.16 | 0.90 |
| SCD.4532.DYF130KT00 | 13 | 100 / 0.25 | 0.17 | 0.85 |
| SCD.4532.DYF150KT00 | 15 | 100 / 0.25 | 0.20 | 0.80 |
| SCD.4532.DYF180KT00 | 18 | 100 / 0.25 | 0.23 | 0.70 |
| SCD.4532.DYF220KT00 | 22 | 100 / 0.25 | 0.27 | 0.60 |
| SCD.4532.DYF270KT00 | 27 | 100 / 0.25 | 0.331 | 0.55 |
| SCD.4532.DYF330KT00 | 33 | 100 / 0.25 | 0.35 | 0.50 |
| SCD.4532.DYF390KT00 | 39 | 100 / 0.25 | 0.40 | 0.48 |
| SCD.4532.DYF470KT00 | 47 | 100 / 0.25 | 0.53 | 0.40 |
| SCD.4532.DYF560KT00 | 56 | 100 / 0.25 | 0.60 | 0.38 |
| SCD.4532.DYF680KT00 | 68 | 100 / 0.25 | 0.74 | 0.33 |
| SCD.4532.DYF820KT00 | 82 | 100 / 0.25 | 0.88 | 0.29 |
| SCD.4532.DYF101KT00 | 100 | 100 / 0.25 | 1.20 | 0.26 |
| SCD.4532.DYF121KT00 | 120 | 100 / 0.25 | 1.25 | 0.24 |
| SCD.4532.DYF151KT00 | 150 | 100 / 0.25 | 1.60 | 0.22 |
| SCD.4532.DYF181KT00 | 180 | 100 / 0.25 | 2.00 | 0.19 |
| SCD.4532.DYF221KT00 | 220 | 100 / 0.25 | 3.08 | 0.18 |
| SCD.4532.DYF271KT00 | 270 | 100 / 0.25 | 3.25 | 0.16 |
| SCD.4532.DYF331KT00 | 330 | 100 / 0.25 | 3.55 | 0.15 |

※公差Tolerance: N:±30%、M:±20%、K:±10%.

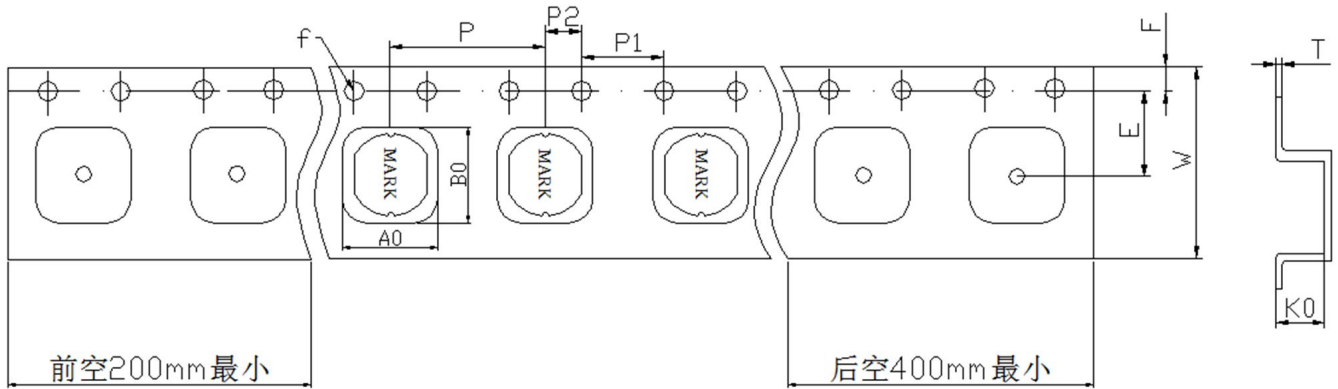
※工作温度Operating temperature rang: -40 °C to +125°C (Including Self-heating)

※储存温度Storage temperature rang: -40 °C to +125°C

Isat电流: 指使电感量比初始值下降10% (The rated DC current is that which cause at 10% inductance reduction from the initial value) 。

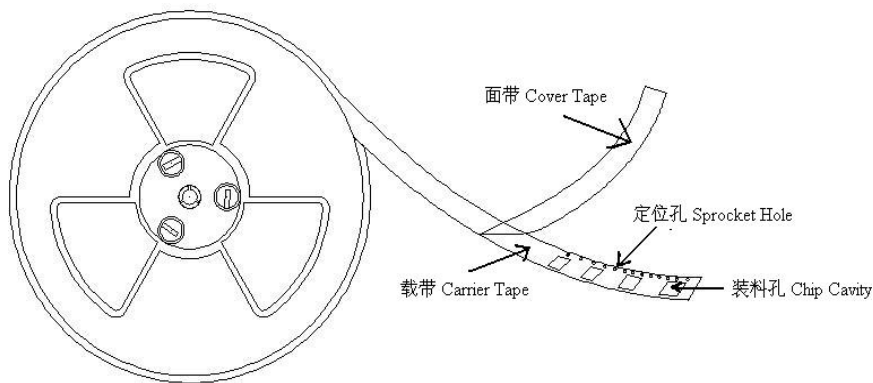
6、产品包装 Packaging

1) 载带包装示意图 Tape packing diagram



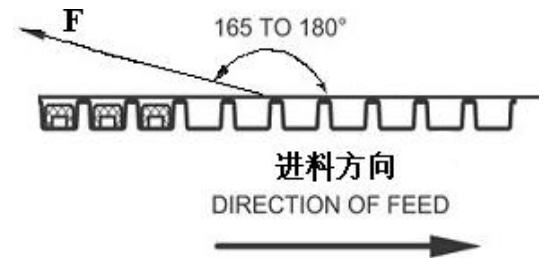
| ITEM | W | A0 | B0 | K0 | P | E | F | D0 | P0 | P2 | T |
|------|-------|------|------|------|------|------|------|------|------|------|-------|
| DIM | 12.00 | 4.90 | 4.30 | 3.60 | 8.00 | 5.50 | 1.75 | 1.50 | 4.00 | 2.00 | 0.40 |
| TOLE | ±0.3 | ±0.1 | ±0.1 | ±0.1 | ±0.1 | ±0.1 | ±0.1 | +0.1 | ±0.1 | ±0.1 | ±0.05 |

2) 卷盘包装示意图 Tape packing diagram



3) 剥离强度要求 Peeling required

- ① F 力大小: 20~100g;
- ② 面带剥离角度: 165°~180°。



4) 包装数量 Packing quantity

| 项目 | 数量 (PCS) | 尺寸规格 (mm) |
|----|----------|-------------------|
| 盘 | 2000 | 13" |
| 内盒 | 8000 | 340mm*340mm*65mm |
| 外箱 | 16000 | 360mm*360mm*160mm |

X-ON Electronics

Largest Supplier of Electrical and Electronic Components

Click to view similar products for [Fixed Inductors](#) category:

Click to view products by [SOREDE](#) manufacturer:

Other Similar products are found below :

[CR32NP-151KC](#) [CR32NP-180KC](#) [CR32NP-181KC](#) [CR32NP-1R5MC](#) [CR32NP-390KC](#) [CR32NP-3R9MC](#) [CR32NP-680KC](#) [CR32NP-820KC](#) [CR32NP-8R2MC](#) [CR43NP-390KC](#) [CR43NP-560KC](#) [CR43NP-680KC](#) [CR54NP-181KC](#) [CR54NP-470LC](#) [CR54NP-820KC](#) [CR54NP-8R5MC](#) [70F224AI](#) [MGDQ4-00004-P](#) [MHL1ECTTP18NJ](#) [MHQ1005P10NJ](#) [MHQ1005P1N0S](#) [MHQ1005P2N4S](#) [MHQ1005P3N6S](#) [MHQ1005P5N1S](#) [MHQ1005P8N2J](#) [PE-51506NL](#) [PE-53601NL](#) [PE-53602NL](#) [PE-53630NL](#) [PE-53824SNLT](#) [PE-92100NL](#) [PG0434.801NLT](#) [PG0936.113NLT](#) [9220-20](#) [9310-16](#) [PM06-2N7](#) [PM06-39NJ](#) [A01TK](#) [1206CS-471XJ](#) [HC2LP-R47-R](#) [HC2-R47-R](#) [HC3-2R2-R](#) [HCF1305-3R3-R](#) [1206CS-151XG](#) [RCH664NP-140L](#) [RCH664NP-4R7M](#) [RCH8011NP-221L](#) [RCP1317NP-332L](#) [RCP1317NP-391L](#) [RCR1010NP-470M](#)