

深圳市索瑞达电子有限公司

承 认 书

SPECIFICATION FOR APPROVAL

客户名称: 标准
Customer Name :

客户料号:
Customer P/N:

产品名称: 功率电感
Product Name:

索瑞达料号: SNR.4030-系列
Sorede P/N:

制造厂商 Manufacturer	
拟制 Draft	黄小香
审核 Check	
日期 Date	2018-6-6

客户承认印章 Approval Signet	
日期 Date	

地址: 深圳市观澜镇福城街道新塘村8号源创园陆号A6栋3楼.

Address: 3Rd Floor, Building A6, Yuanchuangyuanlu, No. 8 Xintang Village,
Fucheng Street, Guanlan Town, Shenzhen.

电话 Tel: 0755-29803356 传真 Fax: 0755-29803506

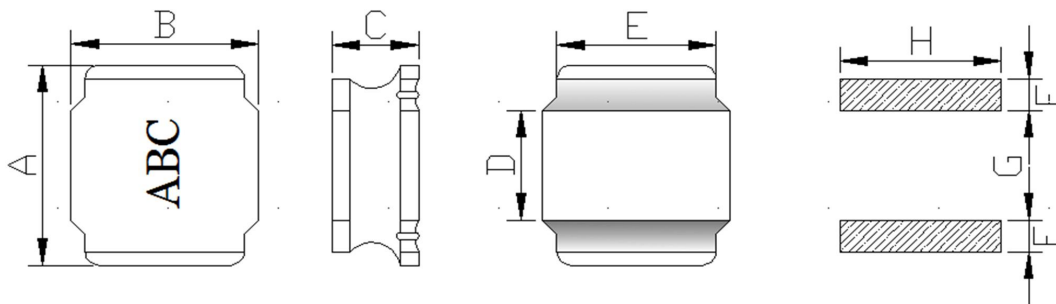
电子邮件 E-mail: sorde@vip.163.com

网址 <http://www.szsorede.com>

文件编号 File Number	SRD-WI-3631	版本号 Version Number	A	页码 page	1/4
---------------------	-------------	-----------------------	---	------------	-----

1、外形尺寸 Dimension :

单位Unit: mm



A	4.00±0.2
B	4.00±0.2
C	3.0 Max
D	1.8±0.3
E	3.2 Ref
F	1.3 Ref
G	1.6 Ref
H	3.7 Ref

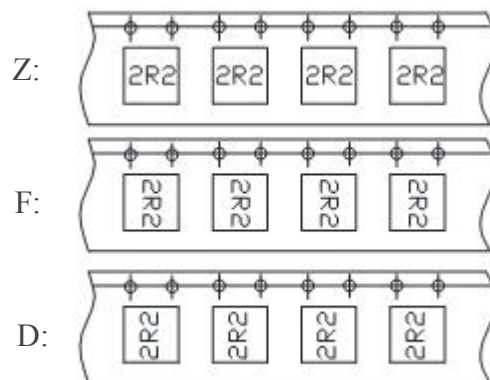
2、产品品名构成 Product Spec. Model

SR 4030T Y D - 2R2 M

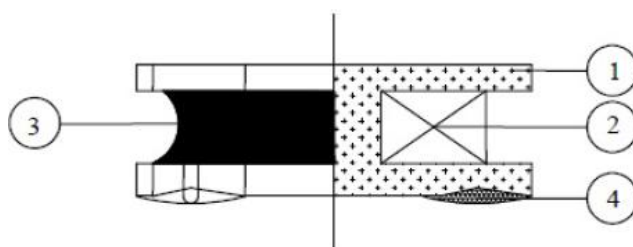
a b c d e f

- a: 系列名称 Series name
- b: 产品尺寸 Product dimensions (A x B x C)
- c: 密封方式 Sealing way (L: 冷封 Cold seal Y: 热封 Heat seal)
- d: 印字方向 Lettering direction ▶
- e: 电感值 Inductance Value
(1R0:1.0uH; 100: 10uH; 101:100uH)
- f: 电感公差 Inductance Tolerance (K:10% ; M:20% ; N:30%)

▶ Lettering direction



3、结构 Structure



4、材料清单 MATERIAL LIST

NO.	PARTS	MATERIAL	UL FILE NO.	TEMP. CLASS
1	CORE	Ni-Zn CORE OR EQUIVALENT	NA	NA
2	WIRE	POLYURETHANE ENAMELLED COPPER WIRE OR EQUIVALENT	E258243	180°C
3	ADHESIVE	EPOXY RESIN OR EQUIVALENT	NA	NA
4	SOLDER	Sn99.3-Cu0.7 OR EQUIVALENT	NA	NA

*NA:NOT APPLICABLE.

文件编号 File Number	SRD-WI-3631	版本号 Version Number	A	页码 page	2/4
---------------------	-------------	-----------------------	---	------------	-----

5、电性能参数表 Electrical Characteristics List

规格型号 Part NO.	电感量 Tolerance(μ H)	测试频率 Test Freq. (kHz/v)	直流电阻 DC Max (Ω)	饱和电流 Isat (A)	温升电流 Irms (A)
SNR.4030.TYDR24NT00	0.24	100/0.25	0.012	8.00	5.10
SNR.4030.TYDR47NT00	0.47	100/0.25	0.013	7.50	4.82
SNR.4030.TYDR68NT00	0.68	100/0.25	0.013	6.80	4.56
SNR.4030.TYDR91NT00	0.91	100/0.25	0.017	6.25	4.25
SNR.4030.TYD1R0NT00	1.0	100/0.25	0.018	5.26	4.25
SNR.4030.TYD1R5NT00	1.5	100/0.25	0.026	4.84	3.34
SNR.4030.TYD1R8NT00	1.8	100/0.25	0.033	4.40	3.20
SNR.4030.TYD2R2MT00	2.2	100/0.25	0.039	4.10	2.95
SNR.4030.TYD3R3MT00	3.3	100/0.25	0.052	3.30	2.40
SNR.4030.TYD4R7MT00	4.7	100/0.25	0.078	2.90	2.00
SNR.4030.TYD5R6MT00	5.6	100/0.25	0.085	2.75	1.95
SNR.4030.TYD6R8MT00	6.8	100/0.25	0.117	2.60	1.60
SNR.4030.TYD8R2MT00	8.2	100/0.25	0.117	2.10	1.60
SNR.4030.TYD100MT00	10	100/0.25	0.130	1.95	1.50
SNR.4030.TYD120MT00	12	100/0.25	0.175	1.70	1.30
SNR.4030.TYD150MT00	15	100/0.25	0.247	1.65	1.11
SNR.4030.TYD220MT00	22	100/0.25	0.292	1.30	1.00
SNR.4030.TYD330MT00	33	100/0.25	0.429	1.10	0.84
SNR.4030.TYD470MT00	47	100/0.25	0.579	0.95	0.72
SNR.4030.TYD560MT00	56	100/0.25	0.722	0.85	0.65
SNR.4030.TYD680MT00	68	100/0.25	1.128	0.72	0.52
SNR.4030.TYD820MT00	82	100/0.25	1.378	0.66	0.47
SNR.4030.TYD101MT00	100	100/0.25	1.495	0.60	0.45
SNR.4030.TYD151MT00	150	100/0.25	2.340	0.50	0.30
SNR.4030.TYD181MT00	180	100/0.25	3.400	0.45	0.26
SNR.4030.TYD221MT00	220	100/0.25	3.250	0.40	0.35
SNR.4030.TYD331MT00	330	100/0.25	5.200	0.30	0.25

※公差Tolerance: N: \pm 30%、M: \pm 20%、K: \pm 10%.

※工作温度Operating temperature rang: -40 $^{\circ}$ C to +125 $^{\circ}$ C (Including Self-heating)

※储存温度Storage temperature rang: -40 $^{\circ}$ C to +125 $^{\circ}$ C

额定电流: 指使电感量比初始值下降30%或电感器表面温度上升 40 $^{\circ}$ C的电流值 (参考周围环境温度 25 $^{\circ}$ C)。
The rated DC current is that which cause at 30% inductance reduction from the initial value or inductor surface temperature to rise by 40 $^{\circ}$ C, whichever is smaller (Reference ambient temperature 25 $^{\circ}$ C).

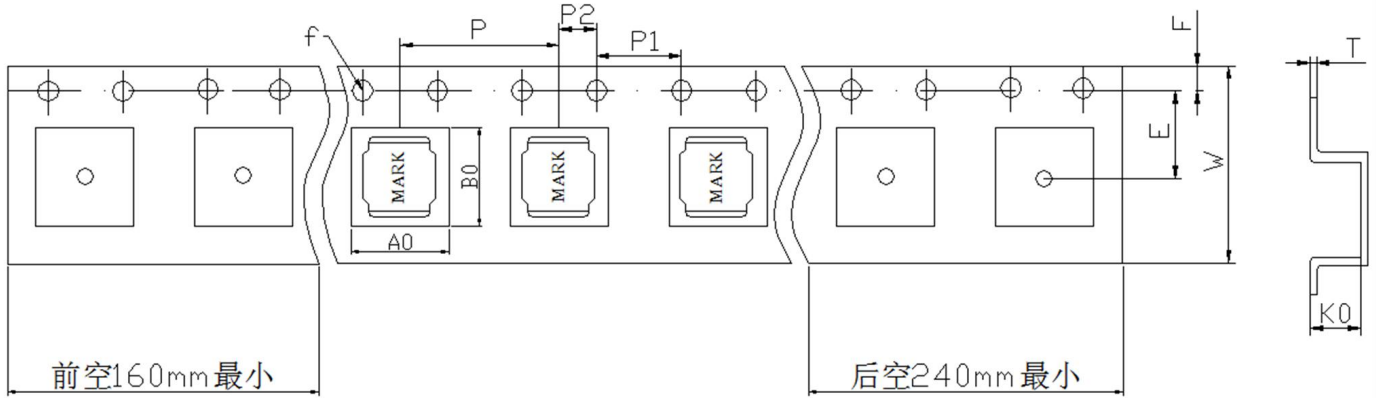
文件编号 File Number	SRD-WI-3631	版本号 Version Number	A	页码 page	3/4
规格型号 Part NO.	电感量 Tolerance(μ H)	测试频率 Test Freq. (kHz/v)	直流电阻 DC Max (Ω)	饱和电流 Isat (A)	温升电流 Irms (A)
SNR.4030.TYD471MT00	470	100/0.25	9.360	030	0.20
SNR.4030.TYD561MT00	560	100/0.25	9.027	0.28	0.15
SNR.4030.TYD222MT00	2200	100/0.25	27.00	0.13	0.05

- ※公差Tolerance: N:±30%、M:±20%、K:±10%.
- ※工作温度Operating temperature rang: -40 °C to +125°C (Including Self-heating)
- ※储存温度Storage temperature rang: -40 °C to +125°C

额定电流: 指使电感量比初始值下降30%或电感器表面温度上升 40°C的电流值 (参考周围环境温度 25°C)。
 The rated DC current is that which cause at 30% inductance reduction from the initial value or inductor surface temperature to rise by 40°C, whichever is smaller (Reference ambient temperature 25°C)。

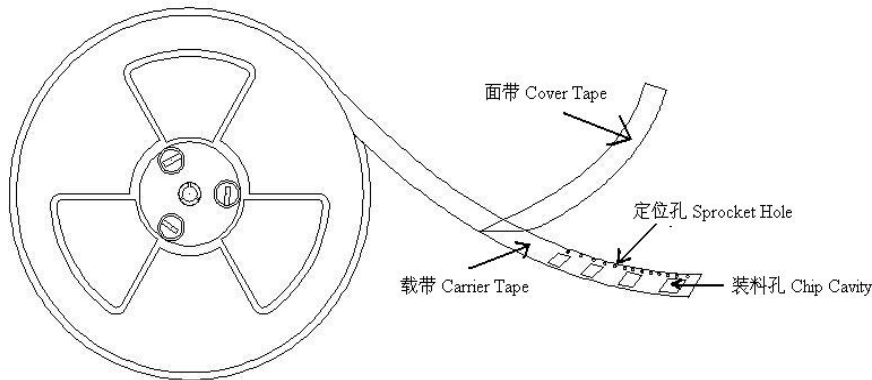
6、产品包装 Packaging

1) 载带包装示意图 Tape packing diagram



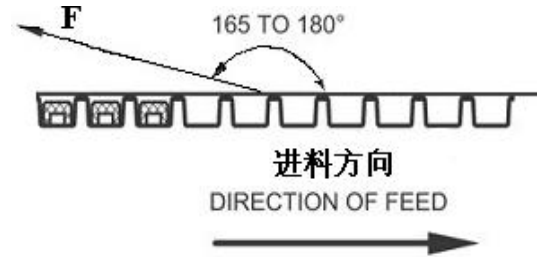
ITEM	W	A0	B0	K0	P	E	F	D0	P0	P2	T
DIM	12.00	4.30	4.30	3.20	8.00	5.50	1.75	1.50	4.00	2.00	0.30
TOLE	±0.3	±0.1	±0.1	±0.1	±0.1	±0.1	±0.1	+0.1	±0.1	±0.1	±0.05

2) 卷盘包装示意图 Tape packing diagram



3) 剥离强度要求 Peeling required

- ① F 力大小: 20~100g;
- ② 面带剥离角度: 165°~180°。



4) 包装数量 Packing quantity

项目	数量 (PCS)	尺寸规格 (mm)
盘	2000	13"
内盒	8000	340mm*340mm*65mm
外箱	16000	360mm*360mm*160mm

X-ON Electronics

Largest Supplier of Electrical and Electronic Components

Click to view similar products for [Fixed Inductors](#) category:

Click to view products by [SOREDE](#) manufacturer:

Other Similar products are found below :

[CR32NP-151KC](#) [CR32NP-180KC](#) [CR32NP-181KC](#) [CR32NP-1R5MC](#) [CR32NP-390KC](#) [CR32NP-3R9MC](#) [CR32NP-680KC](#) [CR32NP-820KC](#) [CR32NP-8R2MC](#) [CR43NP-390KC](#) [CR43NP-560KC](#) [CR43NP-680KC](#) [CR54NP-181KC](#) [CR54NP-470LC](#) [CR54NP-820KC](#) [CR54NP-8R5MC](#) [70F224AI](#) [MGDQ4-00004-P](#) [MHL1ECTTP18NJ](#) [MHQ1005P10NJ](#) [MHQ1005P1N0S](#) [MHQ1005P2N4S](#) [MHQ1005P3N6S](#) [MHQ1005P5N1S](#) [MHQ1005P8N2J](#) [PE-51506NL](#) [PE-53601NL](#) [PE-53602NL](#) [PE-53630NL](#) [PE-53824SNLT](#) [PE-92100NL](#) [PG0434.801NLT](#) [PG0936.113NLT](#) [9220-20](#) [9310-16](#) [PM06-2N7](#) [PM06-39NJ](#) [A01TK](#) [1206CS-471XJ](#) [HC2LP-R47-R](#) [HC2-R47-R](#) [HC3-2R2-R](#) [HCF1305-3R3-R](#) [1206CS-151XG](#) [RCH664NP-140L](#) [RCH664NP-4R7M](#) [RCH8011NP-221L](#) [RCP1317NP-332L](#) [RCP1317NP-391L](#) [RCR1010NP-470M](#)