

# DCC 型温度补偿圆片瓷介电容 (I类)

## TYPE DCC TEMPERATURE COMPENSATION DISC CAPACITORS (CLASS I)

### 特性 Feature

- 容量范围 Wide capacitance range from 1pF to 10000pF
- 工作温度 Operating Temperature:  $-40^{\circ}\text{C} \sim 125^{\circ}\text{C}$
- 存储温度 Storage Temperature:  $-10^{\circ}\text{C} \sim 40^{\circ}\text{C}$

### 应用 Applications

I类温度补偿型圆片瓷介电容器的电容量随温度改变呈线性变化, 适用于调谐回路和需要补偿温度效应的电路中。

Temperature compensating disc capacitors have a ceramic that is formulated to provide a predictable linear capacitance change versus temperature. This predictable linear capacitance change allows the temperature compensating disc capacitors to be used in circuit applications such as tuned circuits.

### 产品型号 Part Number

DCC 101 J 20 SL E 6 F J 5 □□

型号 Type: \_\_\_\_\_

DCC: 温度补偿型圆片瓷介电容器

电容量 (Capacitance): \_\_\_\_\_

509: 5pF  
470: 47pF  
471: 470pF  
472: 2200pF

电容量允许偏差

Capacitance Tolerance:

M=20% D=±0.5pF  
K=±10% J=±5%

尺寸代码 Size: \_\_\_\_\_

见规格详情

See the specification

温度特性

temperature characteristic:

COH SL

额定电压 Rated voltage: \_\_\_\_\_

F=50VDC H=100VDC R=3KVDC  
G=X1 400VAC Y1 250VAC Q=X1 400VAC/Y2 250VAC

内部管理代码

Interior managing

位引线间距 Lead spacing:

5=5.0mm 7=7.5mm 0=10mm

引线式样 Lead style:

L、J、  
见引线形状 see the lead style  
Figure1-2 and figure 1-3

位引线长度/包装方法/

Lead length/package:

B=20max. mm, 6=6.0±0.5mm  
D=4.5±0.5mm, 8=8.0±0.5mm  
W=3.4±0.3mm, K=2.8±0.5mm,  
F=12.7mm 编带/扇折, V=15.0mm 编带/扇折

引线直径 Lead diameter:

CP 线:  
6=0.55±0.05mm 5=0.48±0.05mm

## 脚型 Lead style

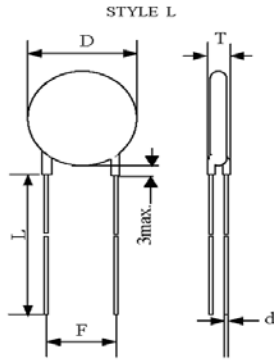


Figure 1-2

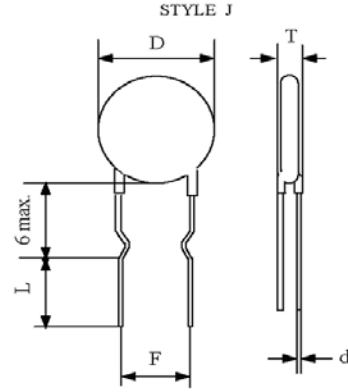


Figure 1-3

## 规格 Specification

SHM 产品代码 SHM Part No.	额定电压 Rated voltage (KV)	标称容量 Nominal capacitance (pF)	电容量允许 偏差范围 Tolerance (%)	温度特性 Temperature Characteristic	产品尺寸(mm)				
					直径 Dmax. (mm)	厚度 Tmax (mm)	引线 间距 F(mm)	引线直径 d (mm)	散件/ 编带
DCC101J20SL F6FJ5A0	50VDC	100	±5%	SL	5.0	3.0	5.0	0.55±0.05	编带
DCC101J26COHF6FJ5A0	50VDC	100	±5%	COH	6.5	3.0	5.0	0.55±0.05	编带
DCC121J20SL F6FJ5A0	50VDC	120	±5%	SL	5.0	3.0	5.0	0.55±0.05	编带
DCC200J20COHF6FJ5A0	50VDC	20	±5%	COH	5.0	3.0	5.0	0.55±0.05	编带
DCC220J20COHF6FJ5A0	50VDC	22	±5%	COH	5.0	3.0	5.0	0.55±0.05	编带
DCC220K20COHF56L5A0	50VDC	22	±10%	COH	5.0	3.0	5.0	0.48±0.05	散件
DCC220K20COHF58L5A0	50VDC	22	±10%	COH	5.0	3.0	5.0	0.48±0.05	散件
DCC221J20SL F6FJ5A0	50VDC	220	±5%	SL	5.0	3.0	5.0	0.55±0.05	编带
DCC270J20COHF6FJ5A0	50VDC	27	±5%	COH	5.0	3.0	5.0	0.55±0.05	编带
DCC300J20COHF6FJ5A0	50VDC	30	±5%	COH	5.0	3.0	5.0	0.55±0.05	编带
DCC331J22SL F6FJ5F0	50VDC	330	±5%	SL	5.5	3.0	5.0	0.55±0.05	编带
DCC391J22SL F6FJ5A0	50VDC	390	±5%	SL	5.5	3.0	5.0	0.55±0.05	编带
DCC470J20COHF6FJ5A0	50VDC	47	±10%	COH	5.0	3.0	5.0	0.55±0.05	编带
DCC470J20SL F6FJ5A0	50VDC	47	±5%	SL	5.0	3.0	5.0	0.55±0.05	编带

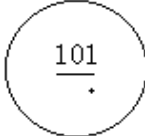


DCC471J26SL F6FJ5A0	50VDC	470	±5%	SL	6.5	3.0	5.0	0.55±0.05	编带
DCC509D20COHF6FJ5A0	50VDC	5	±0.5pF	COH	5.0	3.0	5.0	0.55±0.05	编带
DCC560J20COHF6FJ5A0	50VDC	56	±5%	COH	5.0	3.0	5.0	0.55±0.05	编带
DCC561J34SL F6FJ5A0	50VDC	560	±5%	SL	8.5	3.0	5.0	0.55±0.05	编带
DCC820J20SL F6FJ5A0	50VDC	82	±5%	SL	5.0	3.0	5.0	0.55±0.05	编带
DCC820J26COHF6FJ5A0	50VDC	82	±5%	COH	6.5	3.0	5.0	0.55±0.05	编带

## 电性能指标 Electrical Performance

序号 No.	项目名称 Item	技术要求 Specification		
1	容量和误差 C	@25°C, 1 MHz and 1 Vrms		参照规格表 See the specification
2	品质因素 Q	@25°C, 1 MHz and 1 Vrms		Q≥400+20Cr (Cr<30pF) Q≥1000 (Cr≥30pF)
3	绝缘电阻 IR	@50 VDC,60S		10000MΩmin
4	耐电压 Rate Voltage	50VDC	300%额定电压	无击穿或飞弧。 No visible damage
5	温度特性 temperature characteristic	SL	+ 140~-1000 (10 <sup>-6</sup> /°C)	
		COH	0±60*10 <sup>-6</sup> /°C	
		Y5P	±10%	
		Y5U	+22% to -56%	
		Y5V	+22% to -82%	

# 标志 Marking

例如 e. g

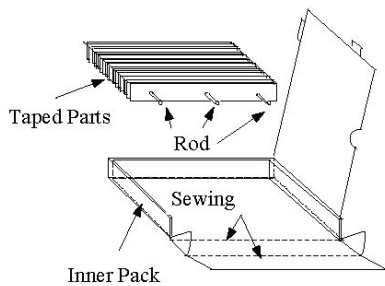
	22#号产品以下 ≤ 22#	26#号产品以下 =26#	30#产品以上 ≥30#
正面 Front			
反面 Back	空白 Blank	空白 Blank	空白 Blank

SHMR®

SHMR®

# 编带样式 Taping style

## TAPING STYLE F



Symbol	Dimension(mm)
P0	12.7±0.2
P	12.7±1.0
F	5.0±0.5
P1	3.85±0.4
P2	6.35±0.4
H0	16.0±0.5* <sup>1</sup>
H	20.0±0.5* <sup>2</sup>
W	18.0±0.5
W0	8.0min.
W1	9.0±0.3
W2	3.0max.
t	0.7±0.2
D	To comply with individual sheet
D0	4±0.2
d	To comply with individual sheet
l	2.0max.
T	To comply with individual sheet
ΔS	1.0 max.
Δh	1.0 max.

1. \*1 打弯脚型以H0为准。

For kink lead only.

2. \*2 直脚产品以H为准。

For straight lead only.

Figure 2

## X-ON Electronics

Largest Supplier of Electrical and Electronic Components

*Click to view similar products for [Ceramic Disc Capacitors](#) category:*

*Click to view products by [South HongMing](#) manufacturer:*

Other Similar products are found below :

[5AU100JCECA](#) [5AU220JCGCA](#) [5AU560JCJCA](#) [DEF2CLH020CA3B](#) [HCU180KBCDRTKR](#) [432202101621](#) [DEF2CLH030CJ3B](#)  
[101GHR102K](#) [W1X223MCVCF0KR](#) [CC-100N](#) [564RBA142EH472MA03](#) [NCD102K1KVY5FF](#) [NCD101K1KVY5FF](#) [NCD151K1KVY5FF](#)  
[NCD331K1KVY5FF](#) [440LT68AP-R](#) [AOL-1502-02](#) [NCD103M1KVZ5UJTBF](#) [DEF2CLH040CN3A](#) [DEF2CLH080DA3B](#) [0811-040-X7R0-](#)  
[102K](#) [8903D0](#) [90410-10](#) [YV101103Z060HAND5P](#) [SL102101J060BAND5P](#) [ZU501103M090B20C6P](#) [ZU102103M100X05B0P](#)  
[YP102271K050B20C6P](#) [YP102391K050BAND5P](#) [YP501101K040BAND5P](#) [ZU102103M100BAND5H](#) [YP102681K060B20C6P](#)  
[YP501121K040B20C6P](#) [SL102181J070HAND5P](#) [YP501471K040B20C6P](#) [SL102151J070HAND5P](#) [YP501102K050HAND5P](#)  
[ZU501102M050B20C6P](#) [YP501472K100B20C6P](#) [ZU102103M100B20C0P](#) [YV500223Z080HAND5P](#) [CC1H220KA1EDCH4B1100](#)  
[SL500330J040B20C2P](#) [SL501510J050B20C6P](#) [SL102221J080HAND5P](#) [YP500103M100HAND5P](#) [YP102101K050B20C5B](#)  
[YP500472K070HAND5P](#) [SL102101J060HAND5H](#) [YP500102K040HAND5P](#)