

瓷介电容器 Ceramic Capacitors









特性 Feature

- 容量范围 Wide capacitance range from 100pF to 10000pF
- 工作温度 Operating Temperature: -40℃~125℃
- 存储温度 Storage Temperature: -10℃~40℃

应用 Applications

瓷介电容器适用于电子设备的电源电路噪声抑制电路中，也可用于天线耦合跨接和旁路电路中。
These products Can be used in noise suppression of power supply circuit for general electronic equipment, and might be used as antenna coupling, crossing and bypass circuit.

使用标准Applicable Standard

通过认证 APPROVAL	认证组织 ORGANIZATION	标准. SAFTY STANDARDS	证书 CERTIFICATE NO.
	UL CUL	UL60384-14	E154899
	CSA	CAN/CSA-E60384-14	2405436 2405437
	(VDE+ENEC)VD E	IEC 60384 -14	40036393 40036246
	SEMKO	EN60384-14	1914801
	KTC	K60384 - 14	HU03004-16006A HU03004-16007A HU03004-16008A
	NEMKO	EN60384-14	P19223823
	DEMKO	EN60384-14	D-03468-M1
	FIMKO	IEC 60384 -14	FI 40341
	SEV	IEC 60384 -14	19.0474 19.0475
	CQC	IEC 60384 -14	CQC15001124387 CQC15001124387 CQC15001127382

产品型号 Part Number

DCF 331 K 30 Y5P G 6 B L 0 □ □

型号 Type:

DCF: 交流圆片瓷介电容器
DCG: 超高压瓷片电容器
DCH: 高压圆片瓷介电容器

电容量 (Capacitance):

470: 47pF
471: 470pF
472: 2200pF
103: 10000pF

电容量允许偏差

Capacitance Tolerance:

M=20% Z=+80%-20%
K=±10% J=±5%

尺寸代码 Size:

见规格详情
See the specification

温度特性

temperature characteristic:

Y5P, Y5U, Y5V

额定电压 Rated voltage:

N=1KVDC P=2KVDC R=3KVDC
G=X1 400VAC Y1 250VAC Q=X1 400VAC/Y2 250VAC

电极材料:

Electrode Material
Copper or Silver electrode

内部管理代码

Interior managing

位引线间距 Lead spacing:

5=5.0mm 7=7.5mm 0=10mm

引线式样 Lead style:

L、J、
见引线形状 see the lead style
Figure1-2 and figure 1-3

位引线长度/包装方法/

Lead length/package:

B=26.0±1.0mm, L=2.3±0.3mm
D=4.5±0.5mm, J=3.2±0.3mm,
W=3.4±0.3mm, K=2.8±0.5mm,
F=12.7mm 编带/扇折, V=15.0mm 编带/扇折

引线直径 Lead diameter:

CP 线:
6=0.55±0.05mm 8=0.78±0.05mm

脚型 Lead style



Figure 1-2



Figure 1-3

规格Specification

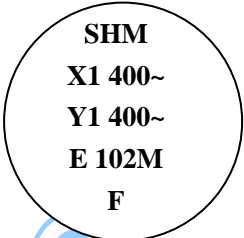

SHM 产品代码 SHM Part No.	额定电压 Rated voltage (KV)	标称容量 Nominal capacitance (pF)	电容量 允许偏差范围 Tolerance (%)	温度特性 Temperature Characteristic	产品尺寸(mm)				
					直径 Dmax (mm)	厚度 Tmax (mm)	引线间 距 F(mm)	引线直径 d (mm)	引线长 度 L (mm)/编 带方式
DCF101K26Y5PQ6BL7A0	Y2 300~	100	±10%	Y5P (B)	6.8	5.0	7.5±1.0	0.55±0.05	25min.
DCF221K26Y5PQ6BL7A0	Y2 300~	220	±10%	Y5P (B)	6.8	5.0	7.5±1.0	0.55±0.05	25min.
DCF471K26Y5PQ6BL7A0	Y2 300~	470	±10%	Y5P (B)	6.8	5.0	7.5±1.0	0.55±0.05	25min.
DCF681K26Y5PQ6BL7A0	Y2 300~	680	±10%	Y5P (B)	6.8	5.0	7.5±1.0	0.55±0.05	25min.
DCF102K36Y5PQ6BL7A0	Y2 300~	1000	±10%	Y5P (B)	9.8	5.0	7.5±1.0	0.55±0.05	25min.
DCF102M26Y5VQ6BL7A0	Y2 300~	1000	±20%	Y5V (F)	6.8	5.0	7.5±1.0	0.55±0.05	25min.
DCF102M34Y5UQ6BL7A0	Y2 300~	1000	±20%	Y5U (E)	9.0	5.0	7.5±1.0	0.55±0.05	25min.
DCF222M34Y5VQ6BL7A0	Y2 300~	2200	±20%	Y5V (F)	9.0	5.0	7.5±1.0	0.55±0.05	25min.
DCF222M39Y5UQ6BL7A0	Y2 300~	2200	±20%	Y5U (E)	10.5	5.0	7.5±1.0	0.55±0.05	25min.
DCF332M36Y5VQ6BL7A0	Y2 300~	3300	±20%	Y5V (F)	9.8	5.0	7.5±1.0	0.55±0.05	25min.
DCF332M46Y5UQ6BL7A0	Y2 300~	3300	±20%	Y5U (E)	12.3	5.0	7.5±1.0	0.55±0.05	25min.
DCF472M39Y5VQ6BL7A0	Y2 300~	4700	±20%	Y5V (F)	10.5	5.0	7.5±1.0	0.55±0.05	25min.
DCF103M56Y5VQ6BL7A0	Y2 300~	10000	±20%	Y5V (F)	14.7	5.0	7.5±1.0	0.55±0.05	25min.
DCF101K26Y5PG6BL0A0	Y1 400~	100	±10%	Y5P (B)	6.8	6.0	10.0±1.0	0.55±0.05	25min.
DCF221K26Y5PG6BL0A0	Y1 400~	220	±10%	Y5P (B)	6.8	6.0	10.0±1.0	0.55±0.05	25min.
DCF331K30Y5PG6BL0A0	Y1 400~	330	±10%	Y5P (B)	7.8	6.0	10.0±1.0	0.55±0.05	25min.
DCF471K34Y5PG6BL0A0	Y1 400~	470	±10%	Y5P (B)	9.0	6.0	10.0±1.0	0.55±0.05	25min.
DCF102M34Y5UG6BL0A0	Y1 400~	1000	±20%	Y5U (E)	9.0	6.0	10.0±1.0	0.55±0.05	25min.
DCF152M36Y5UG6BL0A0	Y1 400~	1500	±20%	Y5U (E)	9.8	6.0	10.0±1.0	0.55±0.05	25min.
DCF222M34Y5VG6BL0A0	Y1 400~	2200	±20%	Y5V (F)	9.0	6.0	10.0±1.0	0.55±0.05	25min.
DCF222M39Y5UG6BL0A0	Y1 400~	2200	±20%	Y5U (E)	10.5	6.0	10.0±1.0	0.55±0.05	25min.
DCF332M39Y5VG6BL0A0	Y1 400~	3300	±20%	Y5V (F)	10.5	6.0	10.0±1.0	0.55±0.05	25min.
DCF472M46Y5VG6BL0A0	Y1 400~	4700	±20%	Y5V (F)	12.3	6.0	10.0±1.0	0.55±0.05	25min.

电性能指标 Electrical Performance

序号 No.	项目名称 Item		技术要求 Specification	
1	容量和误差 C		@25°C, 1 kHz and 1 Vrms	参照规格表 See the specification
2	损耗系数 DF		@25°C, 1 kHz and 1 Vrms	2.5% max.
3	绝缘电阻 IR		@500 VDC, 60S	10000MΩmin
4	耐电压 Rate Voltage	X1/Y2	2600Vrms	无击穿或飞弧。 No visible damage
		X1/Y1	4000Vrms	
5	温度特性 temperature characteristic	Y5P		±10%
		Y5U		+22% to -56%
		Y5V		+22% to -82%

标志 Marking

例如 e.g

正面	反面
 <p>SHM X1 400~ Y1 400~ E 102M F</p>	

X-ON Electronics

Largest Supplier of Electrical and Electronic Components

Click to view similar products for [Safety Capacitors](#) category:

Click to view products by [South HongMing](#) manufacturer:

Other Similar products are found below :

[B32022B3223K026](#) [B32912A3104K026](#) [46KI3470DQM1K](#) [B32913A3154K](#) [B81123C1102M003](#) [MKPY2-.02230020P15](#)
[46KN333000M1M](#) [46KN422000P0M](#) [DE1E3KX222MJ4BN01F](#) [46KR422000M1K](#) [HUB2200-S](#) [46KF268000M1M](#) [46KI3150NDM2M](#)
[PHE840MD6220MD13R30](#) [PHE840MY6470MD14R06](#) [PHE845VD5470MR06](#) [R463N4100ZAM1K](#) [MKPX2R-1/400/10P27](#)
[YP500101K040B20C2P](#) [YU0AH222M090DAMD0B](#) [LS1808N102K302NX080TM](#) [CY1471KE1IEB46X2A2](#) [CY1222ME5IEE48O2A2](#)
[MPX474K31DTEV158G0](#) [CY1471ME19EE45W2A2](#) [MPX104K31D2KN158HF](#) [MPX224K31D2KN158G0](#) [PX104K2W1502](#)
[YU1AH222M090DASD0H](#) [C47S1472K60C000](#) [MP2224K32C5J6LC](#) [H102M050FQ55250L750A](#) [MP2474K32D6R8LC](#)
[MP2224K32C3J6LC](#) [MP2104K32C3J6LC](#) [PX334K2C1006](#) [YU0AC222M080L20C7B](#) [MP2473K27B2X6LC](#) [MP2224K32D4J8LC](#)
[MP2684K32D6T8LC](#) [ST3Y1Y5U332M500VAC](#) [ST3Y1Y5V472M500VAC](#) [MP2474K32D4X8LC](#) [MP2474K32D4J8LC](#)
[YU0AH332M110L4EB0B](#) [CY1681ME1IEE45S2A2](#) [Y1220J-E1I-B4-AC400V](#) [Y1120K-E1I-B4-AC400V](#) [MP2154K32D2R8LC](#)
[ST1Y1Y5V222M500VAC](#)