

DCF安规瓷介电容器(Y1)

DCF Safety Standard Recognized Ceramic Capacitors(Y1)

特性 Feature











- 容量范围 Wide capacitance range from 10pF to 10000pF
- 工作温度 Operating Temperature: -40℃~125℃
- 存储温度 Storage Temperature: -10℃~40℃

应用 Applications

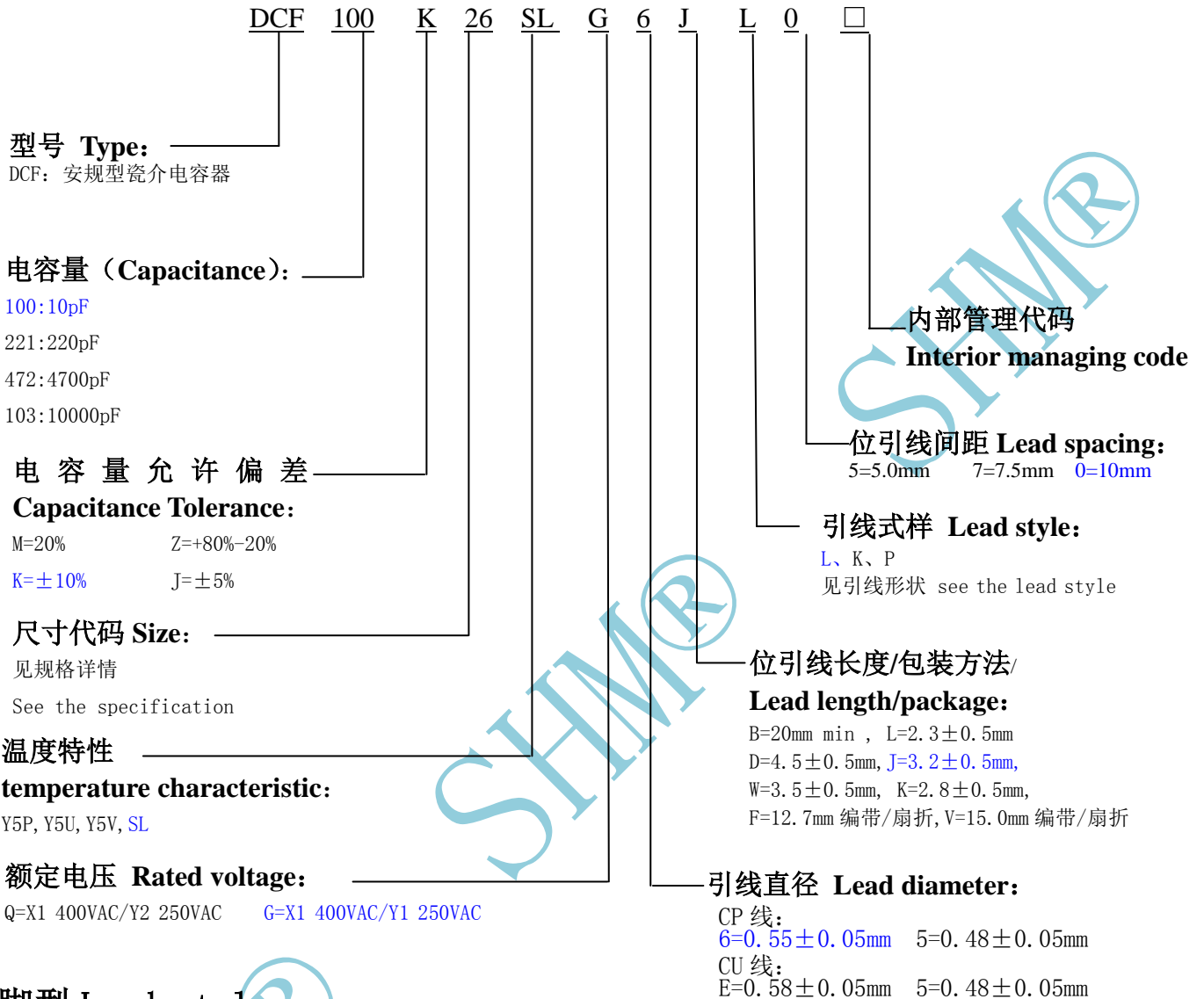
安规瓷介电容器具有高介电系数的陶瓷介质和阻燃的环氧树脂封装，适用于电子设备的电源电路噪声抑制电路中，也可用作天线耦合跨接和旁路电路中。

The safety standard recognized ceramic capacitors have dielectric ceramics with high dielectric coefficient and encapsulation of flame retardant epoxy resin. These capacitors are used in noise suppression circuit of power supply circuit for general electronic equipments and may be used as antenna coupling, crossing and bypass circuit.

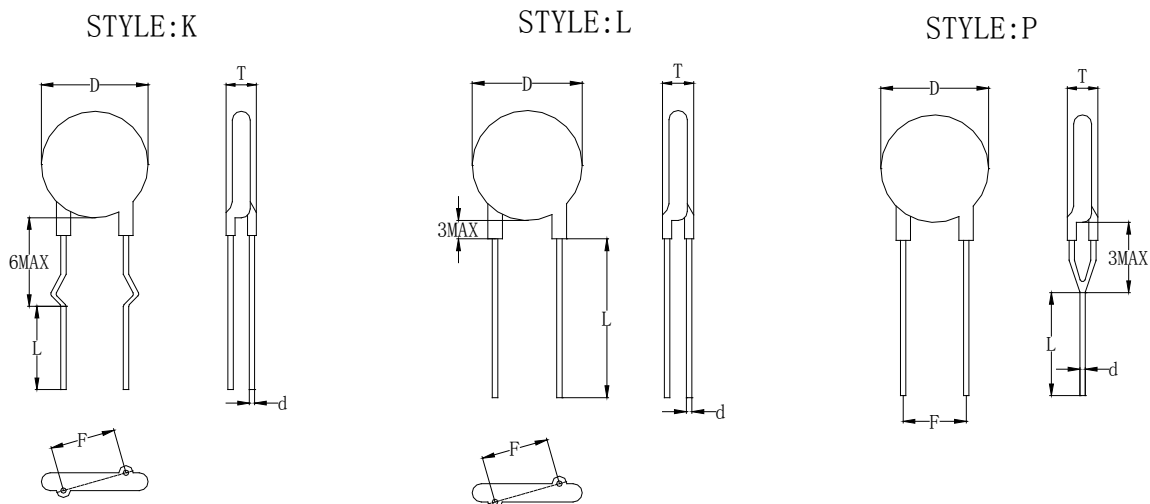
使用标准 Applicable Standard

通过认证 APPROVAL	认证组织 ORGANIZATION	标准 SAFTY STANDARDS	证书 CERTIFICATE NO.
	UL CUL	UL60384-14	E154899
	CSA	CAN/CSA-E60384-14	2405437
	(VDE+ENEC)VD E	IEC 60384 -14	40036393
	SEMKO	EN60384-14	1914801
	KTC	K60384 - 14	HU03004-10003D HU03004-10004D
	NEMKO	EN60384-14	P19223823
	DEMKO	EN60384-14	D-03468
	FIMKO	IEC 60384 -14	FI 40341
	SEV	IEC 60384 -14	22.0424
	CQC	IEC 60384 -14	CQC03001003160

产品型号 Part Number



脚型 Lead style



规格 Specification

SHM 产品代码 SHM Part No.	额定电压 Rated voltage (VDC)	标称容量 Nominal capacitance (pF)	电容量允许偏差范围 Tolerance (%)	温度特性 Temperature Characteristic	产品尺寸(mm)				
					直径 Dmax. (mm)	厚度 Tmax (mm)	引线间距 F(mm)	引线直径 d (mm)	引线长度 L (mm)/编带方式
DCF100K26SL G6JL0A3	X1-400 Y1-250	10	±10%	SL	6.8	6.0	10.0±0.5	0.55±0.05	3.2±0.5
DCF680K24Y5PG5LLACV	X1-400 Y1-250	68	±10%	Y5P	6.3	4.0	10.0±0.3	0.48±0.05	2.3±0.5
DCF101K24Y5PG5LL9CK	X1-400 Y1-250	100	±10%	Y5P	6.5	4.0	9.0±0.5	0.48±0.05	2.3±0.5
DCF151K24Y5PG6VP9FB	X1-400 Y1-250	150	±10%	Y5P	6.5	4.0	9.0±0.5	0.55±0.05	V 编带
DCF221K22Y5PG6VK9EU	X1-400 Y1-250	220	±10%	Y5P	6.0	4.0	9.0±0.5	0.55±0.05	V 编带
DCF221K22Y5PG6VL9GN	X1-400 Y1-250	220	±10%	Y5P	6.5	4.0	9.0±0.5	0.55±0.05	V 编带
DCF221K24Y5PG5LLAA8	X1-400 Y1-250	220	±10%	Y5P	6.0	4.0	10.0±0.3	0.48±0.05	2.3±0.5
DCF221K24Y5PG6JL0A0	X1-400 Y1-250	220	±10%	Y5P	6.0	6.0	10.0±0.5	0.55±0.05	3.2±0.5
DCF221K24Y5PG6VL0A0	X1-400 Y1-250	220	±10%	Y5P	6.0	6.0	10.0±0.5	0.55±0.05	V 编带
DCF221K24Y5PG6VP9F2	X1-400 Y1-250	220	±10%	Y5P	6.8	4.6	9.0±0.5	0.55±0.05	V 编带
DCF221K24Y5PG6VP9HE	X1-400 Y1-250	220	±10%	Y5P	6.8	4.6	9.0±0.5	0.55±0.05	V 编带
DCF221K26Y5PG63L0A0	X1-400 Y1-250	220	±10%	Y5P	6.8	6.0	10.0±0.5	0.55±0.05	3.0±0.5
DCF331K26Y5PG63K9F7	X1-400 Y1-250	330	±10%	Y5P	7.5	4.6	9.0±0.5	0.55±0.05	3.0±0.5
DCF331K30Y5PG6VL0A0	X1-400 Y1-250	330	±10%	Y5P	7.8	6.0	10.0±0.5	0.55±0.05	V 编带
DCF471K26Y5PG74L0A2	X1-400 Y1-250	470	±10%	Y5P	6.8	6.0	10.0±0.5	0.65±0.05	4.0±0.5
DCF471K26Y5PGEUL0A0	X1-400 Y1-250	470	±10%	Y5P	6.8	6.0	10.0±0.5	0.58±0.05	U 编带
DCF471K30Y5PG5LKACH	X1-400 Y1-250	470	±10%	Y5P	7.5	4.4	10.0±0.3	0.48±0.05	2.3±0.5
DCF471K30Y5PG62KAH6	X1-400 Y1-250	470	±10%	Y5P	7.8	4.4	10.0±0.3	0.55±0.05	2.5±0.5
DCF471K30Y5PG6VLAFA	X1-400 Y1-250	470	±10%	Y5P	7.8	4.4	10.0±0.3	0.55±0.05	V 编带
DCF471K34Y5PG6KL0A0	X1-400 Y1-250	470	±10%	Y5P	9.0	6.0	10.0±0.5	0.55±0.05	2.8±0.5
DCF681M30Y5UG6VL0A0	X1-400 Y1-250	680	±20%	Y5U	7.8	6.0	10.0±0.5	0.55±0.05	V 编带
DCF102M26Y5UG6UK0A0	X1-400 Y1-250	1000	±20%	Y5U	6.8	6.0	10.0±0.5	0.55±0.05	U 编带

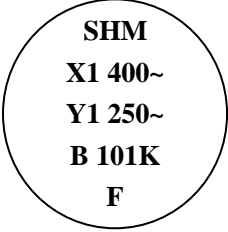
SHM 产品代码 SHM Part No.	额定电压 Rated voltage (VDC)	标称容量 Nominal capacitance (pF)	电容量允许偏差范围 Tolerance (%)	温度特性 Temperature Characteristic	产品尺寸(mm)				
					直径 Dmax. (mm)	厚度 Tmax (mm)	引线间距 F(mm)	引线直径 d (mm)	引线长度 L (mm)/编带方式
DCF102M26Y5UG6VL0DX	X1-400 Y1-250	1000	±20%	Y5U	6.8	6.0	10.0±0.5	0.55±0.05	V 编带
DCF102M34Y5UG63L0A3	X1-400 Y1-250	1000	±20%	Y5U	9.0	6.0	10.0±0.5	0.55±0.05	3.0±0.5
DCF102M34Y5UGEUL0A0	X1-400 Y1-250	1000	±20%	Y5U	9.0	6.0	10.0±0.5	0.58±0.05	U 编带
DCF152M36Y5UG7KL0G0	X1-400 Y1-250	1500	±20%	Y5U	9.8	6.0	10.0±0.5	0.65±0.05	2.8±0.5
DCF222M34Y5UG6CK0AU	X1-400 Y1-250	2200	±20%	Y5U	9.0	6.0	10.0±0.5	0.55±0.05	3.8±0.5
DCF222M39Y5UG6VL0AGB	X1-400 Y1-250	2200	±20%	Y5U	10.5	6.0	10.0±0.3	0.55±0.05	V 编带
DCF152M30Y5VG6VL0A0	X1-400 Y1-250	1500	±20%	Y5V	7.8	6.0	10.0±0.5	0.55±0.05	V 编带
DCF332M39Y5VG6JL0A0	X1-400 Y1-250	3300	±20%	Y5V	10.5	6.0	10.0±0.5	0.55±0.05	3.2±0.5

电性能指标 Electrical Performance

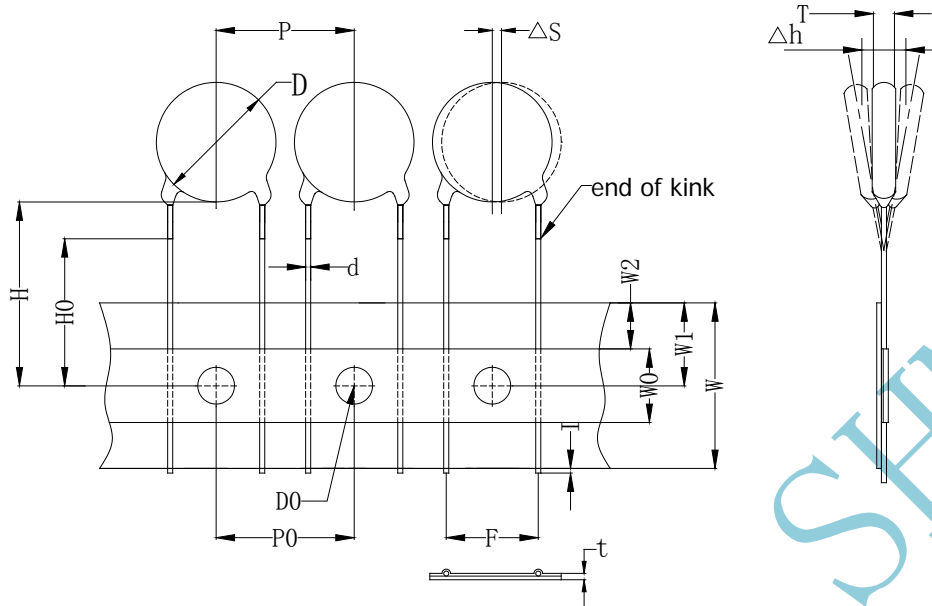
序号 No.	项目名称 Item	技术要求 Specification	
1	容量和误差 C	参照规格表 See the specification	
2	损耗系数 DF	@25°C, 1kHz and 1Vrms/ @25°C, 1MHz and 1Vrms (For SL)	Q ≥ 400 + 20Cr (Cr < 30pF) Q ≥ 1000 (Cr ≥ 30pF) For SL 2.5% max. (Y5P, Y5U) 5.0% max. (Y5V)
3	绝缘电阻 IR	@500 VDC, 60S	10000MΩ min
4	耐电压 Rate Voltage	@4000VAC, 60S	无击穿或飞弧。 No visible damage
5	温度特性 temperature characteristic	SL	+100 to -1000 (10 ⁻⁶ /°C)
		Y5P	±10%
		Y5U	+22% to -56%
		Y5V	+22% to -82%

标志 Marking

例如 e.g

Y1 电容器	
正面 Front	
反面 Back	
丝印说明	
SHM	商标 Trademark
X1 400~	作 X1 电容用时的额定电压 400VAC
Y1 250~	作 Y1 电容用时的额定电压 250VAC
B	温度特性。B: Y5P, E: Y5U, F: Y5V
101	标称电容量
K	容量误差。J=5%, K=10%, M=20%
F	安规电容系列
背面标志	安规认证标志

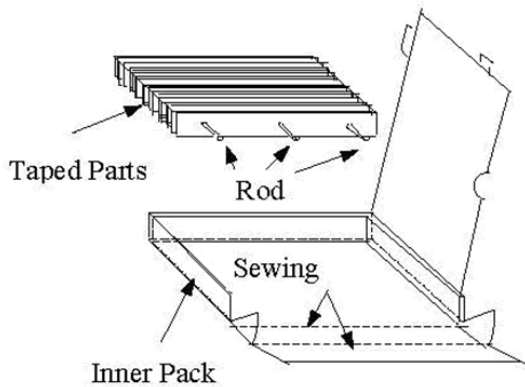
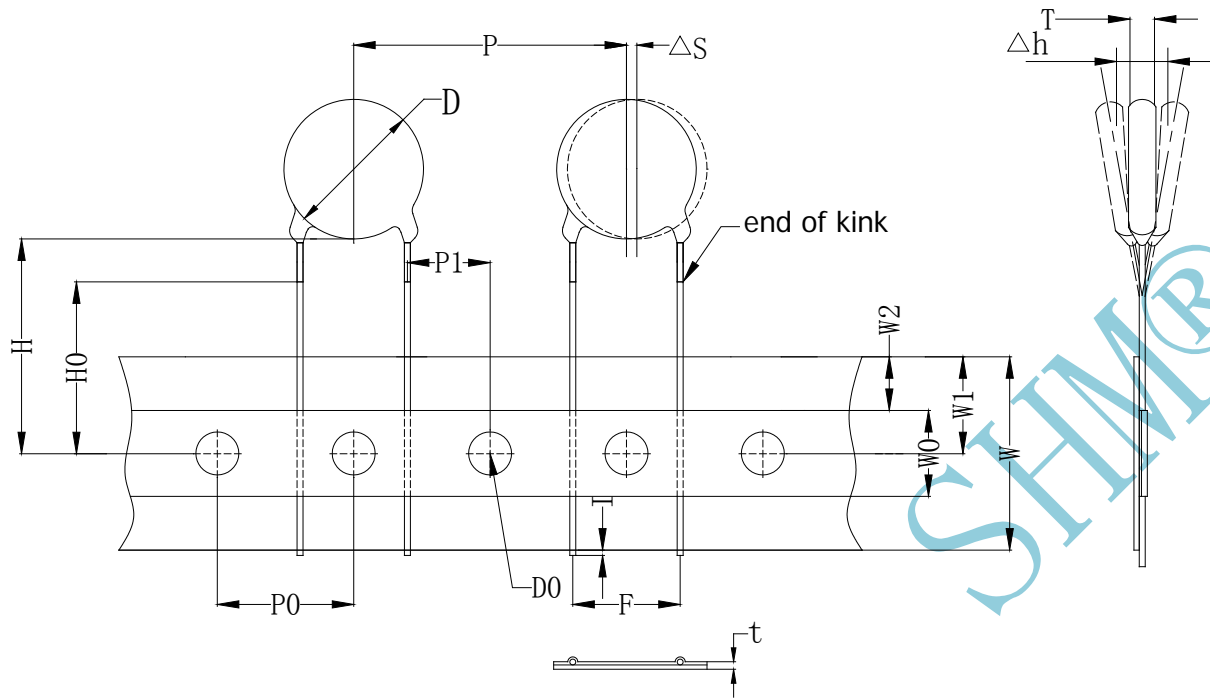
TAPING STYLE V



- 1.*打弯脚型以 H0 为准。
For kink lead only.
2.*直脚产品以 H 为准。
For straight lead only.

Symbol	Dimension(mm)
P0	15.0±0.2
P	15.0±1.0
F	10.0±0.5
P1	/
P2	/
H0	16.0±1.0* ¹
H	20.0±1.0* ²
W	18.0±0.5
W0	8.0min.
W1	9.0±0.3
W2	3.0max.
t	0.7±0.2
D	To comply with individual sheet
DO	4.0±0.2
d	To comply with individual sheet
l	2.0max.
T	To comply with individual sheet
ΔS	1.0max.
Δh	1.0max.

TAPING STYLE U



- 1.*打弯脚型以 H0 为准。
For kink lead only.
- 2.*直脚产品以 H 为准。
For straight lead only.

Symbol	Dimension(mm)
P0	12.7±0.2
P	25.4±1.0
F	10.0±0.5
P1	7.7±0.4
P2	/
H0	16.0±1.0*1
H	20.0±1.0*2
W	18.0±0.5
W0	8.0min.
W1	9.0±0.3
W2	3.0max.
t	0.7±0.2
D	To comply with individual sheet
D0	4.0±0.2
d	To comply with individual sheet
l	2.0max.
T	To comply with individual sheet
ΔS	1.0max.
Δh	1.0max.

X-ON Electronics

Largest Supplier of Electrical and Electronic Components

Click to view similar products for [Safety Capacitors](#) category:

Click to view products by [South HongMing](#) manufacturer:

Other Similar products are found below :

[B32022B3223K026](#) [B32912A3104K026](#) [46KI3470DQM1K](#) [B32913A3154K](#) [B81123C1102M003](#) [MKPY2-.02230020P15](#)
[46KN333000M1M](#) [46KN422000P0M](#) [DE1E3KX222MJ4BN01F](#) [46KR422000M1K](#) [HUB2200-S](#) [46KF268000M1M](#) [46KI3150NDM2M](#)
[PHE840MD6220MD13R30](#) [PHE840MY6470MD14R06](#) [PHE845VD5470MR06](#) [R463N4100ZAM1K](#) [MKPX2R-1/400/10P27](#)
[YP500101K040B20C2P](#) [YU0AH222M090DAMD0B](#) [LS1808N102K302NX080TM](#) [CY1471KE1IEB46X2A2](#) [CY1222ME5IEE48O2A2](#)
[MPX474K31DTEV158G0](#) [CY1471ME19EE45W2A2](#) [MPX104K31D2KN158HF](#) [MPX224K31D2KN158G0](#) [PX104K2W1502](#)
[YU1AH222M090DASD0H](#) [C47S1472K60C000](#) [MP2224K32C5J6LC](#) [H102M050FQ55250L750A](#) [MP2474K32D6R8LC](#)
[MP2224K32C3J6LC](#) [MP2104K32C3J6LC](#) [PX334K2C1006](#) [YU0AC222M080L20C7B](#) [MP2473K27B2X6LC](#) [MP2224K32D4J8LC](#)
[MP2684K32D6T8LC](#) [ST3Y1Y5U332M500VAC](#) [ST3Y1Y5V472M500VAC](#) [MP2474K32D4X8LC](#) [MP2474K32D4J8LC](#)
[YU0AH332M110L4EB0B](#) [CY1681ME1IEE45S2A2](#) [Y1220J-E1I-B4-AC400V](#) [Y1120K-E1I-B4-AC400V](#) [MP2154K32D2R8LC](#)
[ST1Y1Y5V222M500VAC](#)