

高压瓷介电容器

High Voltage Ceramic Capacitors

特性 Feature

- 容量范围 Wide capacitance range from 100pF to 10000pF
- 工作温度 Operating Temperature: -40℃~125℃
- 存储温度 Storage Temperature: -10℃~40℃

应用 Applications

高压瓷介电容器具有耐直流高压的特点，适用于高压旁路和耦合电路中。其中的低损耗高压圆片瓷介电容器具有较低的介质损耗，特别适合在电视接收机的行扫描等电路中使用。

The high voltage disc ceramic capacitors have feature of withstanding higher voltage。 These capacitors are used in bypass and coupling circuit, and those capacitors with low dissipation factor are particularly suitable for use in the line scan circuit in TV receiver.

产品型号 Part Number

DCH 331 K 26 Y5P N 6 B L 5 □ □

型号 Type:

DCF: 交流圆片瓷介电容器
DCG: 超高压瓷片电容器
DCH: 高压圆片瓷介电容器

电容量 (Capacitance):

470:47pF
471:470pF
472:2200pF
103:10000pF

电容量允许偏差

Capacitance Tolerance:

M=20% Z=+80%-20%
K=±10% J=±5%

尺寸代码 Size:

见规格详情
See the specification

温度特性

temperature characteristic:

Y5P, Y5U, Y5V

额定电压 Rated voltage:

N=1KVDC P=2KVDC R=3KVDC
G=X1 400VAC Y1 250VAC Q=X1 400VAC/Y2 250VAC

电极材料:

Electrode Material

Copper or Silver electrode

内部管理代码

Interior managing

位引线间距 Lead spacing:

5=5.0mm 7=7.5mm 0=10mm

引线式样 Lead style:

L、J、
见引线形状 see the lead style
Figure1-2 and figure 1-3

位引线长度/包装方法/

Lead length/package:

B=26.0±1.0mm, L=2.3±0.3mm
D=4.5±0.5mm, J=3.2±0.3mm,
W=3.4±0.3mm, K=2.8±0.5mm,
F=12.7mm 编带/扇折, V=15.0mm 编带/扇折

引线直径 Lead diameter:

CP 线:
6=0.55±0.05mm 8=0.78±0.05mm

脚型 Lead style

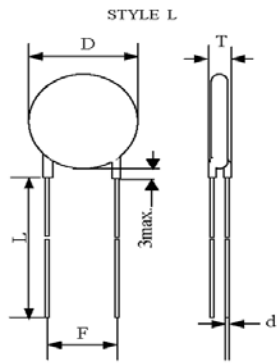


Figure 1-2

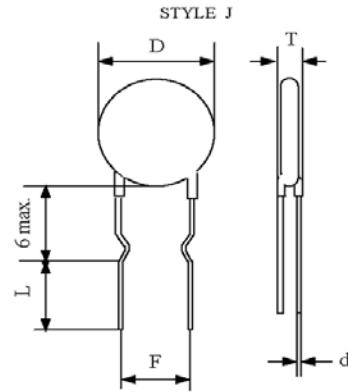


Figure 1-3

规格 Specification

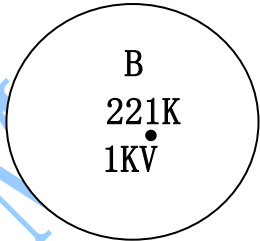
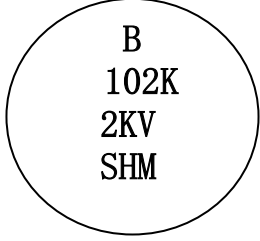
SHM 产品代码 SHM Part No.	额定电压 Rated voltage (KV)	标称容量 Nominal capacitance (pF)	电容量允许偏差范围 Tolerance (%)	温度特性 Temperature Characteristic	产品尺寸(mm)				
					直径 Dmax (mm)	厚度 Tmax (mm)	引线间距 F(mm)	引线直径 d (mm)	散件/编带
DCH100K22SL N6FJ5C8	1KV	10	±10%	SL	5.0	4.0	5.0	0.55±0.05	编带
DCH101J30SL P6JL5A0	2KV	100	±5%	SL	5.0	5.0	5.0	0.55±0.05	散件
DCH101K22Y5PN6FJ5BU	1KV	100	±10%	Y5P(B)	5.0	4.0	5.0	0.55±0.05	编带
DCH101K26YR P6FJ5G8	2KV	100	±10%	YR	5.0	5.0	5.0	0.55±0.05	编带
DCH101K30SL P6FK5A0	2KV	100	±10%	SL	5.0	5.0	5.0	0.55±0.05	编带
DCH103M36Y5VN6FJ5BU	1KV	10000	±20%	Y5V(F)	5.0	4.0	5.0	0.55±0.05	编带
DCH103M43Y5UN6FJ5A0	1KV	10000	±20%	Y5U(E)	5.0	4.0	5.0	0.55±0.05	编带
DCH103M46Y5UP6BL7A0	2KV	10000	±20%	Y5U(E)	7.5	5.0	7.5	0.55±0.05	散件
DCH103M46Y5UP6VL7A0	2KV	10000	±20%	Y5U(E)	7.5	5.0	7.5	0.55±0.05	编带
DCH222M30Y5UP6FL5A0	2KV	2200	±20%	Y5U(E)	5.0	5.0	5.0	0.55±0.05	编带
DCH330K22YR P6FH5GD	2KV	33	±10%	YR	5.0	5.0	5.0	0.55±0.05	编带
DCH472M30Y5UN6FJ5BU	1KV	4700	±20%	Y5U(E)	5.0	4.0	5.0	0.55±0.05	编带
DCH821K34YR N6FJ5A0	1KV	820	±10%	YR	5.0	4.0	5.0	0.55±0.05	编带

电性能指标 Electrical Performance

序号 No.	项目名称 Item	技术要求 Specification	
1	容量和误差 C	@25°C, 1 kHz and 1 Vrms	参照规格表 See the specification
2	损耗系数 DF	@25°C, 1 kHz and 1 Vrms	2.5% max.
3	绝缘电阻 IR	@500 VDC, 60S	10000MΩ min
4	耐电压 Rate Voltage	1KV	2U _R 无击穿或飞弧。 No visible damage
		2KV	
		3KV	
5	温度特性 temperature characteristic	SL	+ 140~-1100 (10 ⁻⁶ /°C)
		X7R/YR	±15%
		Y5P	±10%
		Y5U	+22% to -56%
		Y5V	+22% to -82%

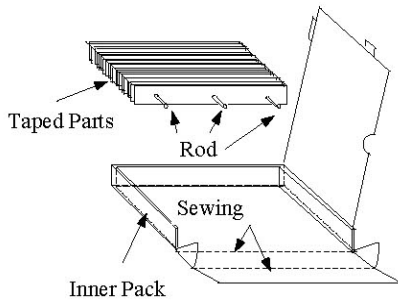
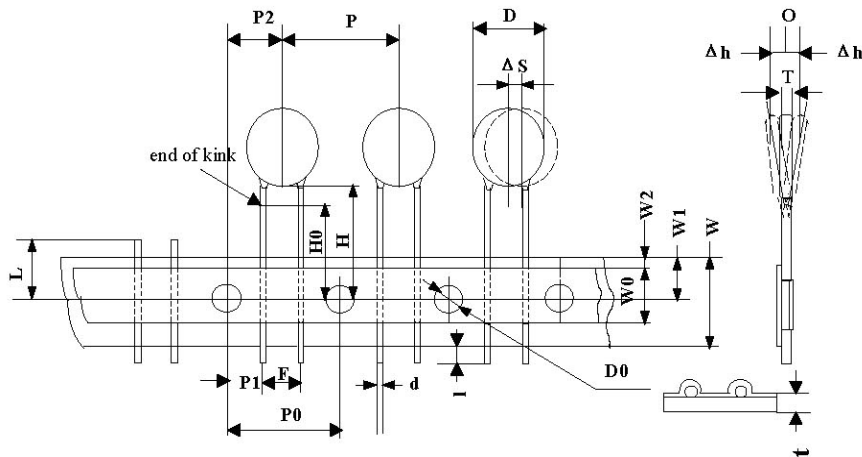
标志 Marking

例如 e.g

	30#号产品以下 ≤ 30#	34#产品以上 ≥ 34#
正面 Front		
反面 Back	空白 Blank	空白 Blank

编带样式 Taping style

TAPING STYLE F

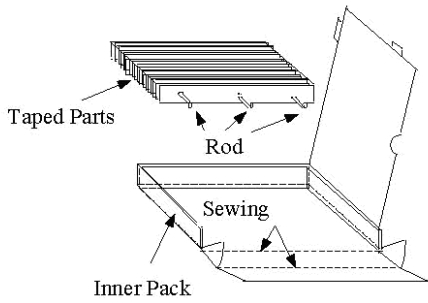
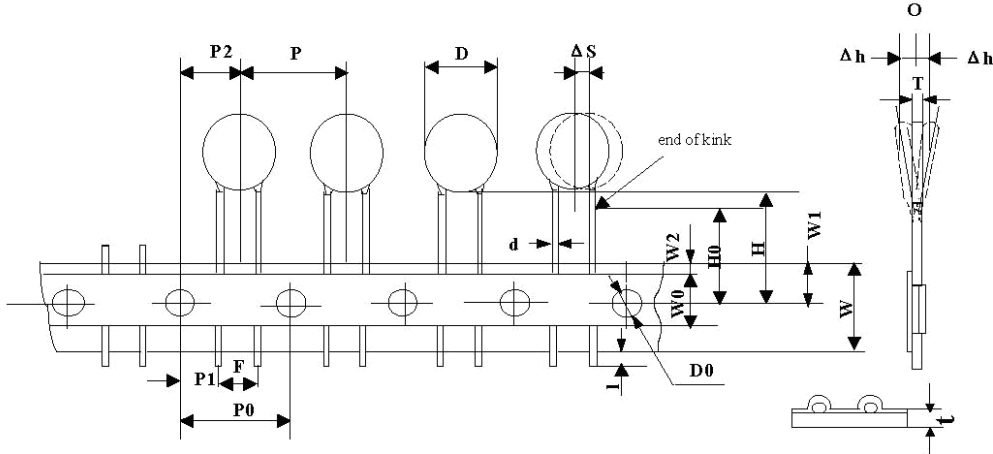


- 1.* For lead styles of inside kink and outside kink only
2. The lead sharp shall change with lead style.

Symbol	Dimension(mm)
P0	12.7±0.2
P	12.7±1.0
F	5.0±0.5
P1	3.85±0.4
P2	6.35±0.4
H0	16.0±0.5*
H	20.0±0.5
W	18.0±0.5
W0	8.0min.
W1	9.0±0.3
W2	3.0max.
t	0.7±0.2
D	To comply with individual sheet
D0	4±0.2
d	To comply with individual sheet
l	2.0max.
L	11max.
T	To comply with individual sheet
Δ S	0.5max.
Δ h	0.5max.

Figure 2

TAPING STYLE V



Symbol	Dimension(mm)
P0	15.0±0.2
P	15.0±1.0
F	7.5±0.5
P1	3.75±0.4
P2	7.5±0.4
H0	16.0±0.5* ¹
H	20.0±0.5* ²
W	18.0±0.5
W0	8.0min.
W1	9.0±0.3
W2	3.0max.
t	0.7±0.2
D	To comply with individual sheet
D0	4±0.2
d	To comply with individual sheet
l	2.0max.
T	To comply with individual sheet
Δ S	1.0 max.
Δ h	1.0 max.

1. *¹ 打弯脚型以H0为准。
For kink lead only.
2. *² 直角产品以H为准。
For straight lead only.

Figure 3

SHM®

SHM®

SHM®

X-ON Electronics

Largest Supplier of Electrical and Electronic Components

Click to view similar products for [Ceramic Disc Capacitors](#) category:

Click to view products by [South HongMing](#) manufacturer:

Other Similar products are found below :

[5AU100JCECA](#) [5AU220JCGCA](#) [5AU560JCJCA](#) [HCU180KBCDRTKR](#) [432202101621](#) [101GHR102K](#) [W1X223MCVCF0KR](#) [CC-100N](#)
[NCD102K1KVY5FF](#) [NCD103M1KVZ5UF](#) [NCD331K1KVY5FF](#) [AOL-1502-02](#) [NCD103M1KVZ5UJTBF](#) [DEF2CLH040CN3A](#)
[F05B1B331KN0B0SHN0](#) [8903D0](#) [90410-10](#) [YV101103Z060HAND5P](#) [SL102101J060BAND5P](#) [YP202102K080D04A7H](#)
[ZU501103M090B20C6P](#) [ZU102103M100X05B0P](#) [YP102271K050B20C6P](#) [YP102391K050BAND5P](#) [YP501101K040BAND5P](#)
[ZU102103M100BAND5H](#) [YP102681K060B20C6P](#) [YP501121K040B20C6P](#) [SL102181J070HAND5P](#) [YP501471K040B20C6P](#)
[SL102151J070HAND5P](#) [YP501102K050HAND5P](#) [ZU501102M050B20C6P](#) [YP501472K100B20C6P](#) [ZU102103M100B20C0P](#)
[YV500223Z080HAND5P](#) [CC1H220KA1EDCH4B1100](#) [HGK3FE102MG3BW](#) [HGK3FF152MA3BW](#) [HGK3FE472MG3BW-3085A5](#)
[SL500330J040B20C2P](#) [SL501510J050B20C6P](#) [SL102221J080HAND5P](#) [YP500103M100HAND5P](#) [YP102101K050B20C5B](#)
[YP500472K070HAND5P](#) [SL102101J060HAND5H](#) [YP102222K080D20C5B](#) [LN202471K080D3EAEH](#) [S103Z59Y5VP6TK7R](#)