

高压瓷介电容器

High Voltage Ceramic Capacitors

特性 Feature

- 容量范围 Wide capacitance range from 100pF to 10000pF
- 工作温度 Operating Temperature: $-40^{\circ}\text{C}\sim 125^{\circ}\text{C}$
- 存储温度 Storage Temperature: $-10^{\circ}\text{C}\sim 40^{\circ}\text{C}$

应用 Applications

高压瓷介电容器具有耐直流高压的特点，适用于高压旁路和耦合电路中。其中的低损耗高压圆片瓷介电容器具有较低的介质损耗，特别适合在电视接收机的行扫描等电路中使用。

The high voltage disc ceramic capacitors have feature of withstanding higher voltage. These capacitors are used in bypass and coupling circuit, and those capacitors with low dissipation factor are particularly suitable for use in the line scan circuit in TV receiver.

产品型号 Part Number

DCH 331 K 26 Y5P N 6 B L 5 □ □

型号 Type:

DCF: 交流圆片瓷介电容器
DCG: 超高压瓷片电容器
DCH: 高压圆片瓷介电容器

电容量 (Capacitance):

470:47pF
471:470pF
472:2200pF
103:10000pF

电容量允许偏差

Capacitance Tolerance:

M=20% Z=+80%-20%
K=±10% J=±5%

尺寸代码 Size:

见规格详情

See the specification

温度特性

temperature characteristic:

Y5P, Y5U, Y5V

额定电压 Rated voltage:

N=1KVDC P=2KVDC R=3KVDC
G=X1 400VAC Y1 250VAC Q=X1 400VAC/Y2 250VAC

电极材料:

Electrode Material

Copper or Silver electrode

内部管理代码

Interior managing

位引线间距 Lead spacing:

5=5.0mm 7=7.5mm 0=10mm

引线式样 Lead style:

L、J、
见引线形状 see the lead style
Figure1-2 and figure 1-3

位引线长度/包装方法/

Lead length/package:

B=26.0±1.0mm, L=2.3±0.3mm
D=4.5±0.5mm, J=3.2±0.3mm,
W=3.4±0.3mm, K=2.8±0.5mm,
F=12.7mm 编带/扇折, V=15.0mm 编带/扇折

引线直径 Lead diameter:

CP 线:
6=0.55±0.05mm 8=0.78±0.05mm

脚型 Lead style

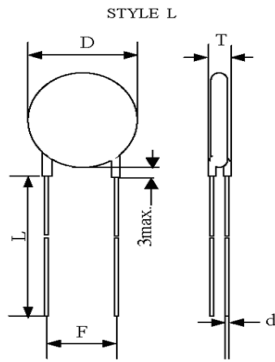


Figure 1-2

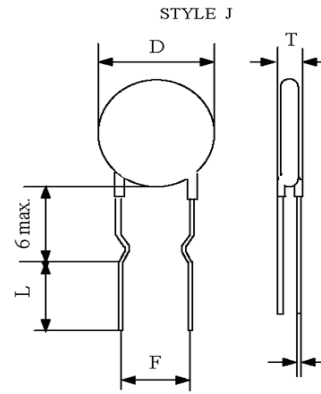


Figure 1-3

规格 Specification

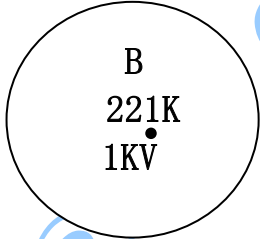
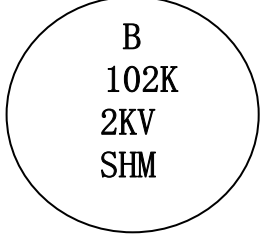
SHM 产品代码 SHM Part No.	额定电压 Rated voltage (KV)	标称容量 Nominal capacitance (pF)	电容量 允许偏差范围 Tolerance (%)	温度特性 Temperature Characteristic	产品尺寸(mm)				
					直径 Dmax. (mm)	厚度 Tmax. (mm)	引线间距 F(mm)	引线直径 d (mm)	引线长度 L (mm)/编带方式
DCH101K22Y5PN6FJ5A0	1KVDC	100	±10%	Y5P (B)	5.5	4.0	5.0±1.0	0.55±0.05	F
DCH221K22Y5PN6FJ5A0	1KVDC	220	±10%	Y5P (B)	5.5	4.0	5.0±1.0	0.55±0.05	F
DCH331K22Y5PN6FJ5A0	1KVDC	330	±10%	Y5P (B)	5.5	4.0	5.0±1.0	0.55±0.05	F
DCH471K22Y5PN6FJ5A0	1KVDC	470	±10%	Y5P (B)	5.5	4.0	5.0±1.0	0.55±0.05	F
DCH561K22Y5PN6FJ5A0	1KVDC	560	±10%	Y5P (B)	5.5	4.0	5.0±1.0	0.55±0.05	F
DCH681K26Y5PN6FJ5A0	1KVDC	680	±10%	Y5P (B)	6.8	4.0	5.0±1.0	0.55±0.05	F
DCH102K30Y5PN6FJ5A0	1KVDC	1000	±10%	Y5P (B)	7.8	4.0	5.0±1.0	0.55±0.05	F
DCH472M30Y5VN6FJ5A0	1KVDC	4700	±20%	Y5V (F)	7.8	4.0	5.0±1.0	0.55±0.05	F
DCH103M36Y5VN6FJ5A0	1KVDC	10000	±20%	Y5V (F)	9.8	4.0	5.0±1.0	0.55±0.05	F
DCH101K26Y5PP6FJ5A0	2KVDC	100	±10%	Y5P (B)	6.8	5.0	5.0±1.0	0.55±0.05	F
DCH221K26Y5PP6FJ5A0	2KVDC	220	±10%	Y5P (B)	6.8	5.0	5.0±1.0	0.55±0.05	F
DCH331K26Y5PP6FJ5A0	2KVDC	330	±10%	Y5P (B)	6.8	5.0	5.0±1.0	0.55±0.05	F
DCH102K34Y5PP6FJ5A0	2KVDC	1000	±10%	Y5P (B)	9.0	5.0	5.0±1.0	0.55±0.05	F
DCH472M36Y5VP6BL7A0	2KVDC	4700	±20%	Y5V (F)	9.8	5.0	7.5±1.0	0.55±0.05	25min.
DCH103M46Y5VP6BL7A0	2KVDC	10000	±20%	Y5V (F)	12.3	5.0	7.5±1.0	0.55±0.05	25min.

电性能指标 Electrical Performance

序号 No.	项目名称 Item		技术要求 Specification	
1	容量和误差 C		@25°C, 1 kHz and 1 Vrms	参照规格表 See the specification
2	损耗系数 DF		@25°C, 1 kHz and 1 Vrms	2.5% max.
3	绝缘电阻 IR		@500 VDC, 60S	10000MΩmin
4	耐电压 Rate Voltage	1KV	2U _R	无击穿或飞弧。 No visible damage
		2KV	2U _R	
5	温度特性 temperature characteristic	Y5P		±10%
		Y5U		+22% to -56%
		Y5V		+22% to -82%

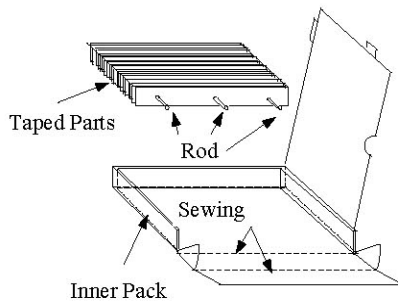
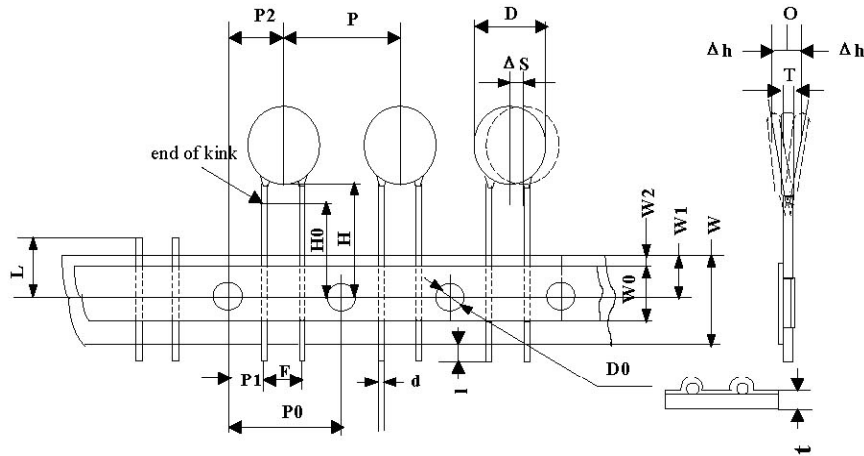
标志 Marking

例如 e.g

	30#号产品以下 ≤ 30#	34#产品以上 ≥ 34#
正面 Front		
反面 Back	空白 Blank	空白 Blank

编带样式 Taping style

TAPING STYLE F



- 1.* For lead styles of inside kink and outside kink only
2. The lead sharp shall change with lead style.

Symbol	Dimension(mm)
P0	12.7±0.2
P	12.7±1.0
F	5.0±0.5
P1	3.85±0.4
P2	6.35±0.4
H0	16.0±0.5*
H	20.0±0.5
W	18.0±0.5
W0	8.0min.
W1	9.0±0.3
W2	3.0max.
t	0.7±0.2
D	To comply with individual sheet
D0	4±0.2
d	To comply with individual sheet
l	2.0max.
L	11max.
T	To comply with individual sheet
Δ S	0.5max.
Δ h	0.5max.

Figure 2

X-ON Electronics

Largest Supplier of Electrical and Electronic Components

Click to view similar products for [Ceramic Disc Capacitors](#) category:

Click to view products by [South HongMing](#) manufacturer:

Other Similar products are found below :

[5AU100JCECA](#) [5AU220JCGCA](#) [5AU560JCJCA](#) [DEF2CLH020CA3B](#) [HCU180KBCDRTKR](#) [432202101621](#) [DEF2CLH030CJ3B](#)
[101GHR102K](#) [W1X223MCVCF0KR](#) [CC-100N](#) [564RBA142EH472MA03](#) [NCD102K1KVY5FF](#) [NCD101K1KVY5FF](#) [NCD103M1KVZ5UF](#)
[NCD151K1KVY5FF](#) [NCD331K1KVY5FF](#) [440LT68AP-R](#) [AOL-1502-02](#) [NCD103M1KVZ5UJTBF](#) [DEF2CLH040CN3A](#)
[DEF2CLH080DA3B](#) [0811-040-X7R0-102K](#) [8903D0](#) [90410-10](#) [YV101103Z060HAND5P](#) [SL102101J060BAND5P](#) [ZU501103M090B20C6P](#)
[ZU102103M100X05B0P](#) [YP102271K050B20C6P](#) [YP102391K050BAND5P](#) [YP501101K040BAND5P](#) [ZU102103M100BAND5H](#)
[YP102681K060B20C6P](#) [YP501121K040B20C6P](#) [SL102181J070HAND5P](#) [YP501471K040B20C6P](#) [SL102151J070HAND5P](#)
[YP501102K050HAND5P](#) [ZU501102M050B20C6P](#) [YP501472K100B20C6P](#) [ZU102103M100B20C0P](#) [YV500223Z080HAND5P](#)
[CC1H220KA1EDCH4B1100](#) [SL500330J040B20C2P](#) [SL501510J050B20C6P](#) [SL102221J080HAND5P](#) [YP500103M100HAND5P](#)
[YP102101K050B20C5B](#) [YP500472K070HAND5P](#) [SL102101J060HAND5H](#)