

DCM 型中压圆片瓷介电容器

Type DCM middle voltage disc ceramic capacitors

特性 Feature

- 容量范围 Wide capacitance range from 100pF to 10000pF
- 工作温度 Operating Temperature: $-40^{\circ}\text{C} \sim 125^{\circ}\text{C}$
- 存储温度 Storage Temperature: $-10^{\circ}\text{C} \sim 40^{\circ}\text{C}$

应用 Applications

DCM 型中压圆片瓷介电容器的 I 类（温度特性 CO 和 SL）适用于调谐回路和需要补偿温度效应的电路中，II 类（温度特性 Y5P、Y5U、Z5U、Y5V）适用于旁路、滤波、耦合、隔直流等电路中。

In the class I (CO and SL Temperature characteristic), DCM capacitors allow the Temperature compensating disc capacitors to be used in critical circuit application such as tuned circuits, CLASS II(Y5P,Y5U,Z5U,Y5V Temperature characteristic) capacitors are fit for the circuit such as bypass, filter, coupling etc, Where a large amount of Capacitance is required and the circuit is less sensitive to Capacitance change with Temperature variations.

产品型号 Part Number

DCM 101 K 20 Y5P L 6 B L 5 □□

型号 Type: _____

DCM: 中压圆片瓷介电容器

电容量 (Capacitance): _____

470:47pF

471:470pF

472:2200pF

103:10000pF

电容量允许偏差

Capacitance Tolerance:

M=20%

Z=+80%-20%

K=±10%

J=±5%

尺寸代码 Size: _____

见规格详情

See the specification

温度特性

temperature characteristic:

Y5P, Y5U, Y5V

额定电压 Rated voltage: _____

L=500VDC

内部管理代码

Interior managing

位引线间距 Lead spacing:

5=5.0mm 7=7.5mm 0=10mm

引线式样 Lead style:

L、J、

见引线形状 see the lead style

Figure1-2 and figure 1-3

位引线长度/包装方法/

Lead length/package:

B=20min. mm, 6=6.0±0.5mm

0=10.0±0.5mm, 8=8.0±0.5mm,

W=3.4±0.3mm, A=7.0±0.5mm, 3=3.0±0.3mm

F=12.7mm 编带/扇折, V=15.0mm 编带/扇折

引线直径 Lead diameter:

CP 线:

6=0.55±0.05mm 5=0.48±0.05mm

脚型 Lead style

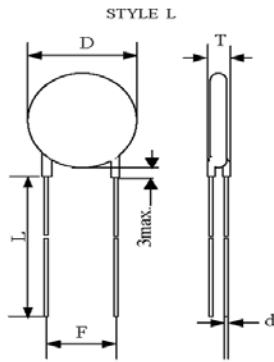


Figure 1-2

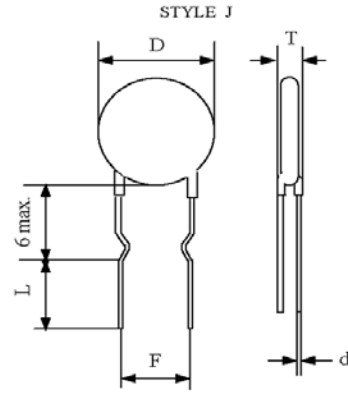


Figure 1-3

规格 Specification

SHM 产品代码 SHM Part No.	额定电压 Rated voltage (KV)	标称容量 Nominal capacitance (pF)	电容量允许偏差范围 Tolerance (%)	温度特性 Temperature Characteristic	产品尺寸(mm)				
					直径 Dmax (mm)	厚度 Tmax (mm)	引线间距 F(mm)	引线直径 d (mm)	散件/编带
DCM101K20Y5PL6FJ5A0	500VDC	100	±10%	Y5P	5.0	4.0	5.0	0.55±0.05	编带
DCM102K22X7RL6FJ5B8	500VDC	1000	±10%	X7R	5.5	4.0	5.0	0.55±0.05	编带
DCM102K22Y5PL5WL5A0	500VDC	1000	±10%	Y5P	5.5	4.0	5.0	0.48±0.05	散件
DCM102K22Y5PL6FJ5A0	500VDC	1000	±10%	Y5P	5.5	4.0	5.0	0.55±0.05	编带
DCM102K22Y5PLEFJ5A0	500VDC	1000	±10%	Y5P	5.5	4.0	5.0	0.58±0.05 镀锡铜线	编带
DCM102M20Y5UL6FJ5A0	500VDC	1000	±20%	Y5U	5.0	4.0	5.0	0.55±0.05	编带
DCM102M20Y5UL6WJ5A0	500VDC	1000	±20%	Y5U	5.0	4.0	5.0	0.55±0.05	散件
DCM102M20Y5VL5WL5A0	500VDC	1000	±20%	Y5V	5.0	4.0	5.0	0.48±0.05	散件
DCM102M22Y5UL6WL5A0	500VDC	1000	±20%	Y5U	5.5	4.0	5.0	0.55±0.05	散件
DCM103M30Y5VL6FJ5A0	500VDC	10000	±20%	Y5V	7.5	4.0	5.0	0.55±0.05	编带
DCM103M30Y5VL6WL5A0	500VDC	10000	±20%	Y5V	7.5	4.0	5.0	0.55±0.05	散件
DCM103Z30Y5VL6BL5A0	500VDC	10000	+80% to -20%	Y5V	7.5	4.0	5.0	0.55±0.05	散件
DCM103Z30Y5VL6FJ5A0	500VDC	10000	+80% to -20%	Y5V	7.5	4.0	5.0	0.55±0.05	编带
DCM152K26Y5PL6FJ5A0	500VDC	1500	±10%	Y5P	6.5	4.0	5.0	0.55±0.05	编带

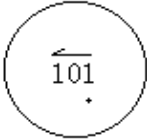
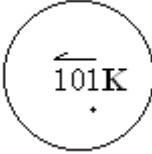

DCM152K26Y5PL6FL5A0	500VDC	1500	±10%	Y5P	6.5	4.0	5.0	0.55±0.05	编带
DCM221K20Y5PL6AJ5A0	500VDC	220	±10%	Y5P	5.0	4.0	5.0	0.55±0.05	散件
DCM222K26X7RL5BL5A0	500VDC	2200	±10%	X7R	6.5	4.0	5.0	0.48±0.05	散件
DCM222K26X7RL6FJ5B8	500VDC	2200	±10%	X7R	6.5	4.0	5.0	0.55±0.05	编带
DCM222K26X7RL6FL5A0	500VDC	2200	±10%	X7R	6.5	4.0	5.0	0.55±0.05	编带
DCM222K26Y5PL6FJ5A0	500VDC	2200	±10%	Y5P	6.5	4.0	5.0	0.55±0.05	编带
DCM222K26Y5PL6FL5A0	500VDC	2200	±10%	Y5P	6.5	4.0	5.0	0.55±0.05	编带
DCM222M20Y5UL6FJ5A0	500VDC	2200	±20%	Y5U	5.0	4.0	5.0	0.55±0.05	编带
DCM223M39Y5VL6FJ5A0	500VDC	22000	±20%	Y5V	10.0	4.0	5.0	0.55±0.05	编带
DCM223M39Y5VL6WJ5A0	500VDC	22000	±20%	Y5V	10.0	4.0	5.0	0.55±0.05	散件
DCM471K20Y5PL6FJ5A0	500VDC	470	±10%	Y5P	5.0	4.0	5.0	0.55±0.05	编带
DCM472K39X7RL6FL5A0	500VDC	4700	±10%	X7R	10.0	4.0	5.0	0.55±0.05	编带
DCM472K39Y5PL6FJ5A0	500VDC	4700	±10%	Y5P	10.0	4.0	5.0	0.55±0.05	编带
DCM472K39Y5PL6FL5A0	500VDC	4700	±10%	Y5P	10.0	4.0	5.0	0.55±0.05	编带
DCM472M26Y5UL6FJ5A0	500VDC	4700	±20%	Y5U	6.5	4.0	5.0	0.55±0.05	编带
DCM472M26Y5UL6WJ5A0	500VDC	4700	±20%	Y5U	6.5	4.0	5.0	0.55±0.05	散件
DCM472M30Y5UL6FJ5A0	500VDC	4700	±20%	Y5U	7.5	4.0	5.0	0.55±0.05	编带
DCM472Z22Y5VL6FJ5A0	500VDC	4700	+80% to -20%	Y5V	5.5	4.0	5.0	0.55±0.05	编带

电性能指标 Electrical Performance

序号 No.	项目名称 Item	技术要求 Specification	
1	容量和误差 C	@25°C, 1 kHz and 1 Vrms	参照规格表 See the specification
2	损耗系数 DF	@25°C, 1 kHz and 1 Vrms	2.5% max. (Y5P, Y5U&X7R)
3	绝缘电阻 IR	@500 VDC,60S	10000MΩmin
4	耐电压 Rate Voltage	500VDC	300% 额定电压 无击穿或飞弧。 No visible damage
5	温度特性 temperature characteristic	SL	+ 140~-1100 (10 ⁻⁶ /°C)
		X7R	±15%
		Y5P	±10%
		Y5U	+22% to -56%
		Y5V	+22% to -82%

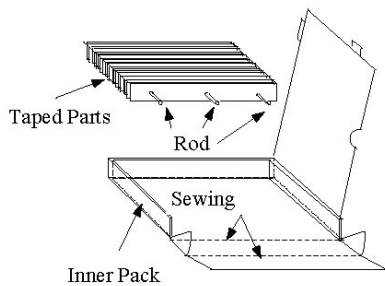
标志 Marking

例如 e.g

	22#号产品以下 ≤ 22#	26#号产品以下 =26#	30#产品以上 ≥30#
正面 Front			
反面 Back	空白 Blank	空白 Blank	空白 Blank

编带样式 Taping style

TAPING STYLE F



Symbol	Dimension(mm)
P0	12.7±0.2
P	12.7±1.0
F	5.0±0.5
P1	3.85±0.4
P2	6.35±0.4
H0	16.0±0.5* ¹
H	20.0±0.5* ²
W	18.0±0.5
W0	8.0min.
W1	9.0±0.3
W2	3.0max.
t	0.7±0.2
D	To comply with individual sheet
D0	4±0.2
d	To comply with individual sheet
l	2.0max.
T	To comply with individual sheet
Δ S	1.0 max.
Δ h	1.0 max.

1. *1 打弯脚型以H0为准。

For kink lead only.

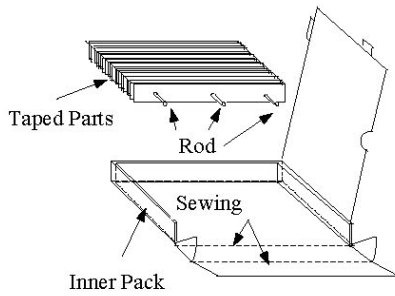
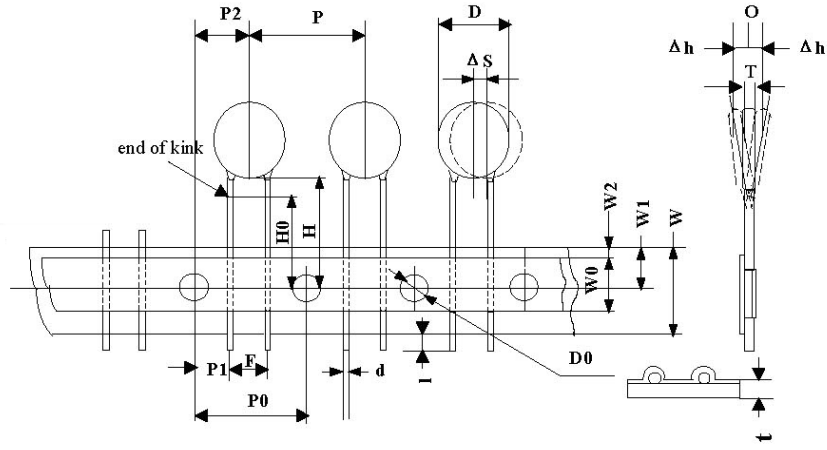
2. *2 直脚产品以H为准。

For straight lead only.

Figure 2

备注 1 DCM102K22X7RL6FJ5B8 的编带

TAPING STYLE F



Symbol	Dimension(mm)
P0	12.7±0.2
P	12.7±1.0
F	5.0±0.5
P1	3.85±0.4
P2	6.35±0.4
H0	17+1.0/-0.5
H	20.0±0.5 ^{*2}
W	18.0±0.5
W0	8.0min.
W1	9.0±0.3
W2	3.0max.
t	0.7±0.2
D	To comply with individual sheet
D0	4±0.2
d	To comply with individual sheet
l	2.0max.
T	To comply with individual sheet
ΔS	1.0 max.
Δh	1.0 max.

1. *1 打弯脚型以H0为准。
For kink lead only.
2. *2 直脚产品以H为准。
For straight lead only.

Figure 2

X-ON Electronics

Largest Supplier of Electrical and Electronic Components

Click to view similar products for [Ceramic Disc Capacitors](#) category:

Click to view products by [South HongMing](#) manufacturer:

Other Similar products are found below :

[5AU100JCECA](#) [5AU220JCGCA](#) [5AU560JCJCA](#) [DEF2CLH020CA3B](#) [HCU180KBCDRTKR](#) [432202101621](#) [DEF2CLH030CJ3B](#)
[101GHR102K](#) [W1X223MCVCF0KR](#) [CC-100N](#) [564RBA142EH472MA03](#) [NCD102K1KVY5FF](#) [NCD101K1KVY5FF](#) [NCD103M1KVZ5UF](#)
[NCD151K1KVY5FF](#) [NCD331K1KVY5FF](#) [440LT68AP-R](#) [AOL-1502-02](#) [NCD103M1KVZ5UJTBF](#) [DEF2CLH040CN3A](#)
[DEF2CLH080DA3B](#) [0811-040-X7R0-102K](#) [8903D0](#) [90410-10](#) [YV101103Z060HAND5P](#) [SL102101J060BAND5P](#) [ZU501103M090B20C6P](#)
[ZU102103M100X05B0P](#) [YP102271K050B20C6P](#) [YP102391K050BAND5P](#) [YP501101K040BAND5P](#) [ZU102103M100BAND5H](#)
[YP102681K060B20C6P](#) [YP501121K040B20C6P](#) [SL102181J070HAND5P](#) [YP501471K040B20C6P](#) [SL102151J070HAND5P](#)
[YP501102K050HAND5P](#) [ZU501102M050B20C6P](#) [YP501472K100B20C6P](#) [ZU102103M100B20C0P](#) [YV500223Z080HAND5P](#)
[CC1H220KA1EDCH4B1100](#) [SL500330J040B20C2P](#) [SL501510J050B20C6P](#) [SL102221J080HAND5P](#) [YP500103M100HAND5P](#)
[YP102101K050B20C5B](#) [YP500472K070HAND5P](#) [SL102101J060HAND5H](#)