

DCS 型半导体圆片瓷介电容器

TYPE DCS SEMI-CONDUCTIVE DISC CERAMIC CAPACITORS

特性 Feature

- 容量范围 Wide capacitance range from 100pF to 1000000pF
- 工作温度 Operating Temperature: $-40^{\circ}\text{C} \sim 125^{\circ}\text{C}$
- 存储温度 Storage Temperature: $-10^{\circ}\text{C} \sim 40^{\circ}\text{C}$

应用 Applications

DCS 型半导体圆片瓷介电容器的陶瓷芯片属于表面层半导体结构，其电容器具有大容量、小体积等特点，适用于滤波、旁路、耦合等电路中。

This disc ceramic capacitors belong to surface layer semi-conductive construction, have characteristics such as higher capacitance, small size etc., They are best suited for use in filter circuit, bypass circuit and coupling circuit etc..

产品型号 Part Number

DCS 104 M 26 Y5V F 6 B L 5 □□

型号 Type: _____
DCS: 半导体圆片瓷介电容器

电容量 (Capacitance): _____
470:47pF
471:470pF
472:2200pF
103:10000pF

电容量允许偏差
Capacitance Tolerance:
M=20% Z=+80%-20%
K=±10% J=±5%

尺寸代码 Size: _____
见规格详情
See the specification

温度特性
temperature characteristic:
Y5P, Y5U, Y5V

额定电压 Rated voltage:
F=50VDC H=100VDC

内部管理代码
Interior managing

位引线间距 Lead spacing:
5=5.0mm 7=7.5mm 0=10mm

引线式样 Lead style:
L、J、
见引线形状 see the lead style
Figure1-2 and figure 1-3

位引线长度/包装方法/
Lead length/package:
B=20min. mm, 6=6.0±0.5mm
0=10.0±0.5mm, 8=8.0±0.5mm,
W=3.4±0.3mm, A=7.0±0.5mm, 3=3.0±0.3mm
F=12.7mm 编带/扇折, V=15.0mm 编带/扇折

引线直径 Lead diameter:
CP 线:
6=0.55±0.05mm 0=0.48±0.05mm

脚型 Lead style

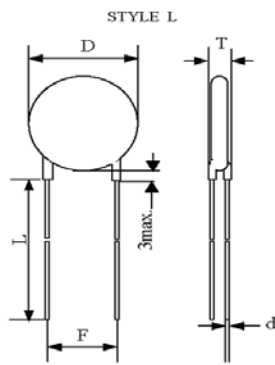


Figure 1-2

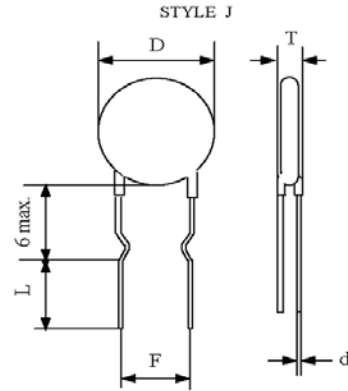


Figure 1-3

规格 Specification

SHM 产品代码 SHM Part No.	额定电压 Rated voltage (KV)	标称容量 Nominal capacitance (pF)	电容量允许偏差范围 Tolerance (%)	温度特性 Temperature Characteristic	产品尺寸(mm)				
					直径 Dmax (mm)	厚度 Tmax (mm)	引线间距 F(mm)	引线直径 d (mm)	散件/ 编带
DCS103K20Y5PF6FJ5A0	50VDC	10000	±10%	Y5P	5.0	4.0	5.0	0.55±0.05	编带
DCS103M20Y5UF5AL5A0	50VDC	10000	±20%	Y5U	5.0	4.0	5.0	0.48±0.05	散件
DCS103M20Y5VF6FL5A0	50VDC	10000	±20%	Y5V	5.0	4.0	5.0	0.55±0.05	编带
DCS104M26Y5UF50L5A0	50VDC	100000	±20%	Y5U	6.5	4.0	5.0	0.48±0.05	散件
DCS104M26Y5UF5BL5A0	50VDC	100000	±20%	Y5U	6.5	4.0	5.0	0.48±0.05	散件
DCS104M26Y5UF5WL5A0	50VDC	100000	±20%	Y5U	6.5	4.0	5.0	0.48±0.05	散件
DCS104M26Y5UF6AJ5A0	50VDC	100000	±20%	Y5U	6.5	4.0	5.0	0.55±0.05	散件
DCS104M26Y5UF6FJ5A0	50VDC	100000	±20%	Y5U	6.5	4.0	5.0	0.55±0.05	散件
DCS104M26Y5UH6FJ5A0	100VDC	100000	±20%	Y5U	6.5	4.0	5.0	0.55±0.05	编带
DCS104M26Y5VF6FJ5A0	50VDC	100000	±20%	Y5V	6.5	4.0	5.0	0.55±0.05	编带
DCS104M26Y5VFEFL5A0	50VDC	100000	±20%	Y5V	6.5	4.0	5.0	0.58±0.05 镀锡铜线	编带
DCS104Z26Y5VF56L5A0	50VDC	100000	+80% to -20%	Y5V	6.5	4.0	5.0	0.48±0.05	散件
DCS104Z26Y5VF58L5A0	50VDC	100000	+80% to -20%	Y5V	6.5	4.0	5.0	0.48±0.05	散件
DCS104Z26Y5VF5BL5A0	50VDC	100000	+80% to -20%	Y5V	6.5	4.0	5.0	0.48±0.05	散件

DCS104Z26Y5VF6BL5A0	50VDC	100000	+80% to -20%	Y5V	6.5	4.0	5.0	0.55±0.05	散件
DCS104Z26Y5VF6FJ5A0	50VDC	100000	+80% to -20%	Y5V	6.5	4.0	5.0	0.55±0.05	编带
DCS104Z26Y5VF6FJ5BQ	50VDC	100000	+80% to -20%	Y5V	6.5	4.0	5.0	0.55±0.05	编带
DCS104Z26Y5VF6FJ5ER	50VDC	100000	+80% to -20%	Y5V	6.5	4.0	5.0	0.55±0.05	编带
DCS104Z26Y5VF6FL5BQ	50VDC	100000	+80% to -20%	Y5V	6.5	4.0	5.0	0.55±0.05	编带
DCS104Z26Y5VFEFJ5A0	50VDC	100000	+80% to -20%	Y5V	6.5	4.0	5.0	0.58±0.05 镀锡铜线	编带
DCS104Z26Y5VFEFL5A0	50VDC	100000	+80% to -20%	Y5V	6.5	4.0	5.0	0.58±0.05 镀锡铜线	编带
DCS104Z26Y5VH63L5A0	100VDC	100000	+80% to -20%	Y5V	6.5	4.0	5.0	0.55±0.05	散件
DCS104Z26Y5VH6FJ5A0	100VDC	100000	+80% to -20%	Y5V	6.5	4.0	5.0	0.55±0.05	编带

SHMR®

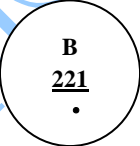
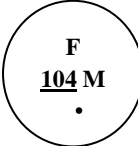

SHMR®

电性能指标 Electrical Performance

序号 No.	项目名称 Item	技术要求 Specification	
1	容量和误差 C	@25°C, 1 kHz and 0.1 Vrms	参照规格表 See the specification
2	损耗系数 DF	@25°C, 1 kHz and 0.1 Vrms	5% max.(III类瓷 Y5V & Y5U) 3.5% max.(III类瓷 Y5P)
3	绝缘电阻 IR	@额定电压 VDC,60S	1000MΩmin.
4	耐电压 Rate Voltage	50V	150%额定电压 无击穿或飞弧。 No visible damage
		100V	
5	温度特性 temperature characteristic		
		Y5P	±10%
		Y5U	+22% to -56%
		Y5V	+22% to -82%

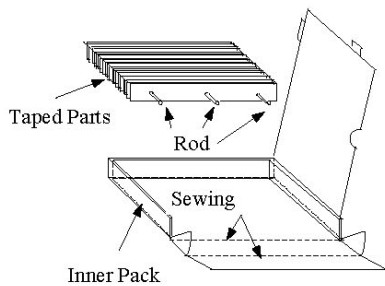
标志 Marking

例如 e.g

	22#号产品以下 ≤ 22#	26#号产品以下 =26#	30#产品以上 ≥30#
正面 Front			
反面 Back	空白 Blank	空白 Blank	空白 Blank

编带样式 Taping style

TAPING STYLE F



Symbol	Dimension(mm)
P0	12.7±0.2
P	12.7±1.0
F	5.0±0.5
P1	3.85±0.4
P2	6.35±0.4
H0	16.0±0.5* ¹
H	20.0±0.5* ²
W	18.0±0.5
W0	8.0min.
W1	9.0±0.3
W2	3.0max.
t	0.7±0.2
D	To comply with individual sheet
D0	4±0.2
d	To comply with individual sheet
l	2.0max.
T	To comply with individual sheet
Δ S	1.0 max.
Δ h	1.0 max.

1. *1 打弯脚型以H0为准。

For kink lead only.


2. *2 直脚产品以H为准。

For straight lead only.

Figure 2

备注 1 DCS104Z26Y5VF6FL5BQ 的标志:

正面
Front



SHMR®

SHMR®

SHMR®

X-ON Electronics

Largest Supplier of Electrical and Electronic Components

Click to view similar products for [Ceramic Disc Capacitors](#) category:

Click to view products by [South HongMing](#) manufacturer:

Other Similar products are found below :

[5AU100JCECA](#) [5AU220JCGCA](#) [5AU560JCJCA](#) [HCU180KBCDRTKR](#) [432202101621](#) [101GHR102K](#) [W1X223MCVCF0KR](#) [CC-100N](#)
[NCD102K1KVY5FF](#) [NCD103M1KVZ5UF](#) [NCD331K1KVY5FF](#) [AOL-1502-02](#) [NCD103M1KVZ5UJTBF](#) [DEF2CLH040CN3A](#)
[F05B1B331KN0B0SHN0](#) [8903D0](#) [90410-10](#) [YV101103Z060HAND5P](#) [SL102101J060BAND5P](#) [YP202102K080D04A7H](#)
[ZU501103M090B20C6P](#) [ZU102103M100X05B0P](#) [YP102271K050B20C6P](#) [YP102391K050BAND5P](#) [YP501101K040BAND5P](#)
[ZU102103M100BAND5H](#) [YP102681K060B20C6P](#) [YP501121K040B20C6P](#) [SL102181J070HAND5P](#) [YP501471K040B20C6P](#)
[SL102151J070HAND5P](#) [YP501102K050HAND5P](#) [ZU501102M050B20C6P](#) [YP501472K100B20C6P](#) [ZU102103M100B20C0P](#)
[YV500223Z080HAND5P](#) [CC1H220KA1EDCH4B1100](#) [HGK3FE102MG3BW](#) [HGK3FF152MA3BW](#) [HGK3FE472MG3BW-3085A5](#)
[SL500330J040B20C2P](#) [SL501510J050B20C6P](#) [SL102221J080HAND5P](#) [YP500103M100HAND5P](#) [YP102101K050B20C5B](#)
[YP500472K070HAND5P](#) [SL102101J060HAND5H](#) [YP102222K080D20C5B](#) [LN202471K080D3EAEH](#) [S103Z59Y5VP6TK7R](#)