

# DCS 型半导体圆片瓷介电容器

## TYPE DCS SEMI-CONDUCTIVE DISC CERAMIC CAPACITORS

### 特性 Feature

- 容量范围 Wide capacitance range from 100pF to 1000000pF
- 工作温度 Operating Temperature: -40°C ~ 125°C
- 存储温度 Storage Temperature: -10°C ~ 40°C

### 应用 Applications

DCS 型半导体圆片瓷介电容器的陶瓷芯片属于表面层半导体结构，其电容器具有大容量、小体积等特点，适用于滤波、旁路、耦合等电路中。

This disc ceramic capacitors belong to surface layer semi-conductive construction, have characteristics such as higher capacitance, small size etc., They are best suited for use in filter circuit, bypass circuit and coupling circuit etc..

### 产品型号 Part Number

DCS 104 M 26 Y5V F 6 B L 5 □□

型号 Type: \_\_\_\_\_  
DCS: 半导体圆片瓷介电容器

电容量 (Capacitance): \_\_\_\_\_  
470: 47pF  
471: 470pF  
472: 2200pF  
103: 10000pF

电容量允许偏差  
Capacitance Tolerance:  
M=20% Z=+80%-20%  
K=±10% J=±5%

尺寸代码 Size: \_\_\_\_\_  
见规格详情  
See the specification

温度特性  
temperature characteristic:  
Y5P, Y5U, Y5V

额定电压 Rated voltage:  
F=50VDC H=100VDC

内部管理代码  
Interior managing

位引线间距 Lead spacing:  
5=5.0mm 7=7.5mm 0=10mm

引线式样 Lead style:  
L、J、  
见引线形状 see the lead style  
Figure 1-2 and figure 1-3

位引线长度/包装方法/  
Lead length/package:  
B=20min. mm, 6=6.0±0.5mm  
0=10.0±0.5mm, 8=8.0±0.5mm,  
W=3.4±0.3mm, A=7.0±0.5mm, 3=3.0±0.3mm  
F=12.7mm 编带/扇折, V=15.0mm 编带/扇折

引线直径 Lead diameter:  
CP 线:  
6=0.55±0.05mm 0=0.48±0.05mm

# 脚型 Lead style

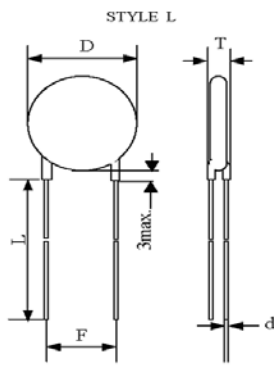


Figure 1-2

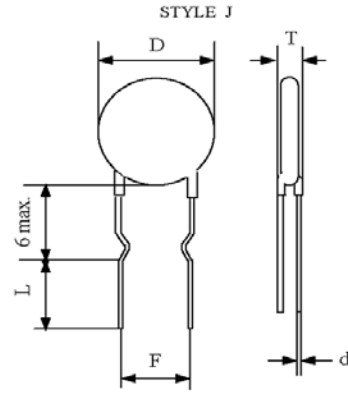


Figure 1-3

## 规格 Specification

SHM 产品代码 SHM Part No.	额定电压 Rated voltage (KV)	标称容量 Nominal capacitance (pF)	电容量允许偏差范围 Tolerance (%)	温度特性 Temperature Characteristic	产品尺寸(mm)				
					直径 Dmax (mm)	厚度 Tmax (mm)	引线间距 F(mm)	引线直径 d (mm)	散件/ 编带
DCS103K20Y5PF6FJ5A0	50VDC	10000	±10%	Y5P	5.0	4.0	5.0	0.55±0.05	编带
DCS103M20Y5UF5AL5A0	50VDC	10000	±20%	Y5U	5.0	4.0	5.0	0.48±0.05	散件
DCS103M20Y5VF6FL5A0	50VDC	10000	±20%	Y5V	5.0	4.0	5.0	0.55±0.05	编带
DCS104M26Y5UF50L5A0	50VDC	100000	±20%	Y5U	6.5	4.0	5.0	0.48±0.05	散件
DCS104M26Y5UF5BL5A0	50VDC	100000	±20%	Y5U	6.5	4.0	5.0	0.48±0.05	散件
DCS104M26Y5UF5WL5A0	50VDC	100000	±20%	Y5U	6.5	4.0	5.0	0.48±0.05	散件
DCS104M26Y5UF6AJ5A0	50VDC	100000	±20%	Y5U	6.5	4.0	5.0	0.55±0.05	散件
DCS104M26Y5UF6FJ5A0	50VDC	100000	±20%	Y5U	6.5	4.0	5.0	0.55±0.05	散件
DCS104M26Y5UH6FJ5A0	100VDC	100000	±20%	Y5U	6.5	4.0	5.0	0.55±0.05	编带
DCS104M26Y5VF6FJ5A0	50VDC	100000	±20%	Y5V	6.5	4.0	5.0	0.55±0.05	编带
DCS104M26Y5VFEFL5A0	50VDC	100000	±20%	Y5V	6.5	4.0	5.0	0.58±0.05 镀锡铜线	编带
DCS104Z26Y5VF56L5A0	50VDC	100000	+80% to -20%	Y5V	6.5	4.0	5.0	0.48±0.05	散件
DCS104Z26Y5VF58L5A0	50VDC	100000	+80% to -20%	Y5V	6.5	4.0	5.0	0.48±0.05	散件
DCS104Z26Y5VF5BL5A0	50VDC	100000	+80% to -20%	Y5V	6.5	4.0	5.0	0.48±0.05	散件

DCS104Z26Y5VF6BL5A0	50VDC	100000	+80% to -20%	Y5V	6.5	4.0	5.0	0.55±0.05	散件
DCS104Z26Y5VF6FJ5A0	50VDC	100000	+80% to -20%	Y5V	6.5	4.0	5.0	0.55±0.05	编带
DCS104Z26Y5VF6FJ5BQ	50VDC	100000	+80% to -20%	Y5V	6.5	4.0	5.0	0.55±0.05	编带
DCS104Z26Y5VF6FJ5ER	50VDC	100000	+80% to -20%	Y5V	6.5	4.0	5.0	0.55±0.05	编带
DCS104Z26Y5VF6FL5BQ	50VDC	100000	+80% to -20%	Y5V	6.5	4.0	5.0	0.55±0.05	编带
DCS104Z26Y5VFEFJ5A0	50VDC	100000	+80% to -20%	Y5V	6.5	4.0	5.0	0.58±0.05 镀锡铜线	编带
DCS104Z26Y5VFEFL5A0	50VDC	100000	+80% to -20%	Y5V	6.5	4.0	5.0	0.58±0.05 镀锡铜线	编带
DCS104Z26Y5VH63L5A0	100VDC	100000	+80% to -20%	Y5V	6.5	4.0	5.0	0.55±0.05	散件
DCS104Z26Y5VH6FJ5A0	100VDC	100000	+80% to -20%	Y5V	6.5	4.0	5.0	0.55±0.05	编带

SHMR®

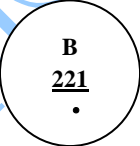
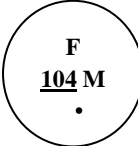

SHMR®

## 电性能指标 Electrical Performance

序号 No.	项目名称 Item	技术要求 Specification	
1	容量和误差 C	@25°C, 1 kHz and 0.1 Vrms	参照规格表 See the specification
2	损耗系数 DF	@25°C, 1 kHz and 0.1 Vrms	5% max.( III类瓷 Y5V & Y5U) 3.5% max.( III类瓷 Y5P)
3	绝缘电阻 IR	@额定电压 VDC,60S	1000MΩmin.
4	耐电压 Rate Voltage	50V	150%额定电压 无击穿或飞弧。 No visible damage
		100V	
5	温度特性 temperature characteristic		
		Y5P	±10%
		Y5U	+22% to -56%
		Y5V	+22% to -82%

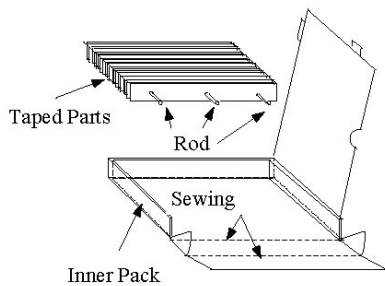
## 标志 Marking

例如 e.g

	22#号产品以下 ≤ 22#	26#号产品以下 =26#	30#产品以上 ≥30#
正面 Front			
反面 Back	空白 Blank	空白 Blank	空白 Blank

# 编带样式 Taping style

## TAPING STYLE F



Symbol	Dimension(mm)
P0	12.7±0.2
P	12.7±1.0
F	5.0±0.5
P1	3.85±0.4
P2	6.35±0.4
H0	16.0±0.5* <sup>1</sup>
H	20.0±0.5* <sup>2</sup>
W	18.0±0.5
W0	8.0min.
W1	9.0±0.3
W2	3.0max.
t	0.7±0.2
D	To comply with individual sheet
D0	4±0.2
d	To comply with individual sheet
l	2.0max.
T	To comply with individual sheet
ΔS	1.0 max.
Δh	1.0 max.

1. \*1 打弯脚型以H0为准。

For kink lead only.


2. \*2 直脚产品以H为准。

For straight lead only.

Figure 2

备注 1 DCS104Z26Y5VF6FL5BQ 的标志:

正面  
Front



SHMR®

SHMR®

SHMR®

## X-ON Electronics

Largest Supplier of Electrical and Electronic Components

*Click to view similar products for [Ceramic Disc Capacitors](#) category:*

*Click to view products by [South HongMing](#) manufacturer:*

Other Similar products are found below :

[5AU100JCECA](#) [5AU220JCGCA](#) [5AU560JCJCA](#) [HCU180KBCDRTKR](#) [432202101621](#) [101GHR102K](#) [W1X223MCVCF0KR](#) [CC-100N](#)  
[NCD102K1KVY5FF](#) [NCD103M1KVZ5UF](#) [NCD331K1KVY5FF](#) [AOL-1502-02](#) [NCD103M1KVZ5UJTBF](#) [DEF2CLH040CN3A](#)  
[F05B1B331KN0B0SHN0](#) [8903D0](#) [90410-10](#) [YV101103Z060HAND5P](#) [SL102101J060BAND5P](#) [YP202102K080D04A7H](#)  
[ZU501103M090B20C6P](#) [ZU102103M100X05B0P](#) [YP102271K050B20C6P](#) [YP102391K050BAND5P](#) [YP501101K040BAND5P](#)  
[ZU102103M100BAND5H](#) [YP102681K060B20C6P](#) [YP501121K040B20C6P](#) [SL102181J070HAND5P](#) [YP501471K040B20C6P](#)  
[SL102151J070HAND5P](#) [YP501102K050HAND5P](#) [ZU501102M050B20C6P](#) [YP501472K100B20C6P](#) [ZU102103M100B20C0P](#)  
[YV500223Z080HAND5P](#) [CC1H220KA1EDCH4B1100](#) [HGK3FE102MG3BW](#) [HGK3FF152MA3BW](#) [HGK3FE472MG3BW-3085A5](#)  
[SL500330J040B20C2P](#) [SL501510J050B20C6P](#) [SL102221J080HAND5P](#) [YP500103M100HAND5P](#) [YP102101K050B20C5B](#)  
[YP500472K070HAND5P](#) [SL102101J060HAND5H](#) [YP102222K080D20C5B](#) [LN202471K080D3EAEH](#) [S103Z59Y5VP6TK7R](#)