

DCT 型高介电常数圆片瓷介电容器 (II类)

TYPE DCT HIGH DIELECTRIC CONSTANT DISC CERAMIC CAPACITORS (Class II)

特性 Feature

- 容量范围 Wide capacitance range from 100pF to 10000pF
- 工作温度 Operating Temperature: $-40^{\circ}\text{C} \sim 125^{\circ}\text{C}$
- 存储温度 Storage Temperature: $-10^{\circ}\text{C} \sim 40^{\circ}\text{C}$

应用 Applications

DCT 型圆片瓷介电容器的特点: 介电常数高, 容量大, 体积小。适用于旁路、耦合、隔直流和滤波等电路中。

Type DCT disc capacitors have characteristics such as higher dielectric constant, higher Capacitance, smaller size. They are suitably used in bypass circuit, coupling circuit, filter circuit, and isolating circuit..

产品型号 Part Number

DCT 101 K 20 Y5P F 6 F J 5 □□

型号 Type: _____

DCT: 高介电常数圆片瓷介电容器

电容量 (Capacitance): _____

470:47pF

471:470pF

472:2200pF

103:10000pF

电容量允许偏差

Capacitance Tolerance:

M=20% Z=+80%-20%

K=±10% J=±5%

尺寸代码 Size: _____

见规格详情

See the specification

温度特性

temperature characteristic:

Y5P, Y5U, Y5V

额定电压 Rated voltage: _____

F=50VDC H=100VDC

内部管理代码

Interior managing

位引线间距 Lead spacing:

5=5.0mm 7=7.5mm 0=10mm

引线式样 Lead style:

L、J、

见引线形状 see the lead style

Figure1-2 and figure 1-3

位引线长度/包装方法/

Lead length/package:

B=20min. mm, 6=6.0±0.5mm

D=4.5±0.5mm, 8=8.0±0.5mm,

W=3.4±0.3mm, A=7.0±0.5mm,

F=12.7mm 编带/扇折, V=15.0mm 编带/扇折

引线直径 Lead diameter:

CP 线:

6=0.55±0.05mm 5=0.48±0.05mm

脚型 Lead style

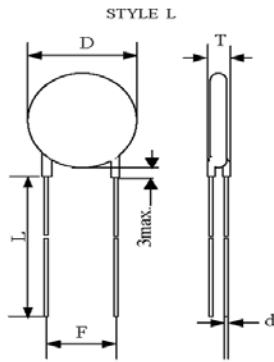


Figure 1-2

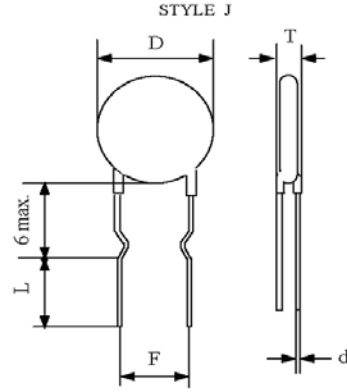


Figure 1-3

规格 Specification

SHM 产品代码 SHM Part No.	额定电压 Rated voltage (kV)	标称容量 Nominal capacitance (pF)	电容量允许 偏差范围 Tolerance (%)	温度特性 Temperature Characteristic	产品尺寸(mm)				
					直径 Dmax (mm)	厚度 Tmax (mm)	引线 间距 F(mm)	引线直径 d (mm)	散件/ 编带
DCT101K20Y5PF6FJ5A0	50VDC	100	±10%	Y5P	5.0	3.0	5.0	0.55±0.05	编带
DCT101K20Y5PF6FJ5BU	50VDC	100	±10%	Y5P	5.0	3.0	5.0	0.55±0.05	编带
DCT101K20Y5PF6FL5A0	50VDC	100	±10%	Y5P	5.0	3.0	5.0	0.55±0.05	编带
DCT102K20Y5PF6FJ5A0	50VDC	1000	±10%	Y5P	5.0	3.0	5.0	0.55±0.05	编带
DCT102K20Y5PFEFJ5A0	50VDC	1000	±10%	Y5P	5.0	3.0	5.0	0.58±0.05 镀锡铜线	编带
DCT102K20Y5PF6FL5A0	50VDC	1000	±10%	Y5P	5.0	3.0	5.0	0.58±0.05 镀锡铜线	编带
DCT102K20Y5PH6FL5A0	100VDC	1000	±10%	Y5P	5.0	3.0	5.0	0.55±0.05	编带
DCT102M20Y5UF6FJ5A0	50VDC	1000	±20%	Y5U	5.0	3.0	5.0	0.55±0.05	编带
DCT103M22Y5UF6AJ5A0	50VDC	10000	±20%	Y5U	5.5	3.0	5.0	0.55±0.05	散件
DCT103M22Y5UF6FJ5A0	50VDC	10000	±20%	Y5U	5.5	3.0	5.0	0.55±0.05	编带
DCT103Z22Y5VF6BL5A0	50VDC	10000	+80% to -20%	Y5V	5.5	3.0	5.0	0.55±0.05	散件
DCT103Z22Y5VF6FJ5A0	50VDC	10000	+80% to -20%	Y5V	5.5	3.0	5.0	0.55±0.05	编带
DCT103Z22Y5VF6FL5A0	50VDC	10000	+80% to -20%	Y5V	5.5	3.0	5.0	0.55±0.05	编带
DCT151K20Y5PF6FJ5A0	50VDC	150	±10%	Y5P	5.0	3.0	5.0	0.55±0.05	编带

DCT152K20Y5PF6FJ5A0	50VDC	1500	±10%	Y5P	5.0	3.0	5.0	0.55±0.05	编带
DCT221K20Y5PF6FJ5A0	50VDC	220	±10%	Y5P	5.0	3.0	5.0	0.55±0.05	编带
DCT221K20Y5PFEFJ5A0	50VDC	220	±10%	Y5P	5.0	3.0	5.0	0.58±0.05 镀锡铜线	编带
DCT222K22Y5PF6FJ5A0	50VDC	2200	±10%	Y5P	5.5	3.0	5.0	0.55±0.05	编带
DCT222K22Y5PF6FJ5B8	50VDC	2200	±10%	Y5P	5.5	3.0	5.0	0.55±0.05	编带
DCT331K20Y5PF6FJ5A0	50VDC	330	±10%	Y5P	5.0	3.0	5.0	0.55±0.05	编带
DCT471K20Y5PF6FJ5A0	50VDC	470	±10%	Y5P	5.0	3.0	5.0	0.55±0.05	编带
DCT471K20Y5PF6FL5A0	50VDC	470	±10%	Y5P	5.0	3.0	5.0	0.55±0.05	编带
DCT471K20Y5PF6FL5BU	50VDC	470	±10%	Y5P	5.0	3.0	5.0	0.55±0.05	编带
DCT471K20Y5PFEFJ5A0	50VDC	470	±10%	Y5P	5.0	3.0	5.0	0.58±0.05 镀锡铜线	编带
DCT471K20Y5PH6FJ5A0	100VDC	470	±10%	Y5P	5.0	3.0	5.0	0.55±0.05	编带
DCT472K30Y5PF6FJ5A0	50VDC	4700	±10%	Y5P	7.5	3.0	5.0	0.55±0.05	编带
DCT472M20Y5UF6FJ5A0	50VDC	4700	±20%	Y5U	5.0	3.0	5.0	0.55±0.05	编带
DCT472Z20Y5VF6FJ5A0	50VDC	4700	+80% to -20%	Y5V	5.0	3.0	5.0	0.55±0.05	编带
DCT561K20Y5PF6FJ5A0	50VDC	560	±10%	Y5P	5.0	3.0	5.0	0.55±0.05	编带
DCT681K20Y5PF6FJ5A0	50VDC	680	±10%	Y5P	5.0	3.0	5.0	0.55±0.05	编带

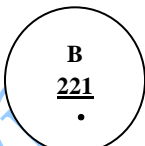
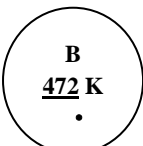

SHMR®

电性能指标 Electrical Performance

序号 No.	项目名称 Item	技术要求 Specification		
1	容量和误差 C	@25°C, 1 kHz and 1 Vrms	参照规格表 See the specification	
2	损耗系数 DF	@25°C, 1 kHz and 1 Vrms	2.5% max. (Y5P, Y5U&Z5U) 3.5% max. (Y5V& Z5V)	
3	绝缘电阻 IR	@额定电压 VDC,60S	10000MΩmin	
4	耐电压 Rate Voltage	50VDC	300% 额定电压	无击穿或飞弧。 No visible damage
		100VDC		
5	温度特性 temperature characteristic		X7R/YR	±15%
			Y5P	±10%
			Y5U	+22% to -56%
			Y5V	+22% to -82%

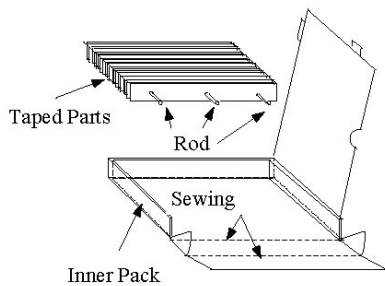
标志 Marking

例如 e.g

	22#号产品以下 ≤ 22#	26#号产品以下 =26#	30#产品以上 ≥30#
正面 Front			
反面 Back	空白 Blank	空白 Blank	空白 Blank

编带样式 Taping style

TAPING STYLE F



Symbol	Dimension(mm)
P0	12.7±0.2
P	12.7±1.0
F	5.0±0.5
P1	3.85±0.4
P2	6.35±0.4
H0	16.0±0.5* ¹
H	20.0±0.5* ²
W	18.0±0.5
W0	8.0min.
W1	9.0±0.3
W2	3.0max.
t	0.7±0.2
D	To comply with individual sheet
D0	4±0.2
d	To comply with individual sheet
l	2.0max.
T	To comply with individual sheet
Δ S	1.0 max.
Δ h	1.0 max.

1. *1 打弯脚型以H0为准。

For kink lead only.

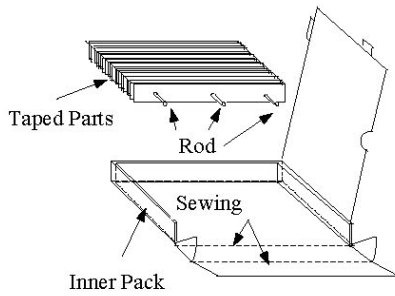
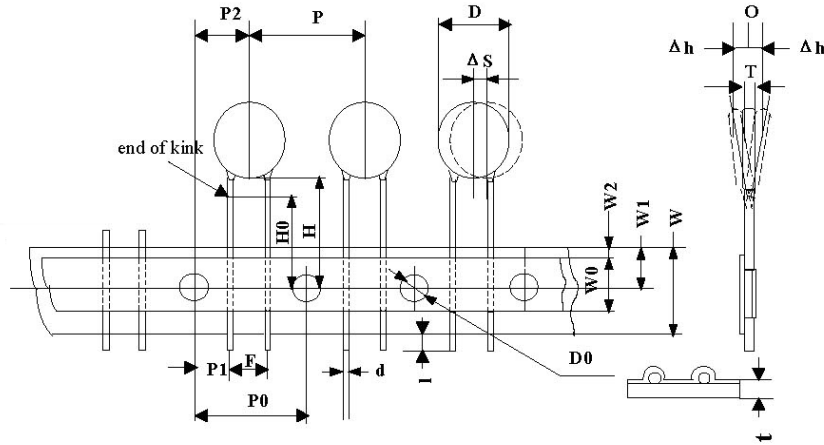
2. *2 直脚产品以H为准。

For straight lead only.

Figure 2

备注 1 DCT222K22Y5PF6FJ5B8 的编带

TAPING STYLE F



Symbol	Dimension(mm)
P0	12.7±0.2
P	12.7±1.0
F	5.0±0.5
P1	3.85±0.4
P2	6.35±0.4
H0	17+1.0/-0.5
H	20.0±0.5 ^{*2}
W	18.0±0.5
W0	8.0min.
W1	9.0±0.3
W2	3.0max.
t	0.7±0.2
D	To comply with individual sheet
D0	4±0.2
d	To comply with individual sheet
l	2.0max.
T	To comply with individual sheet
Δ S	1.0 max.
Δ h	1.0 max.

1. *1 打弯脚型以H0为准。

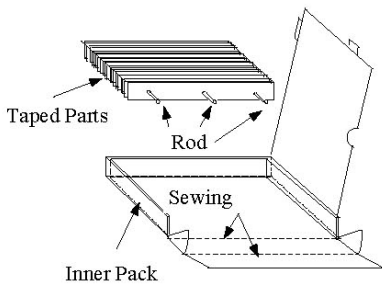
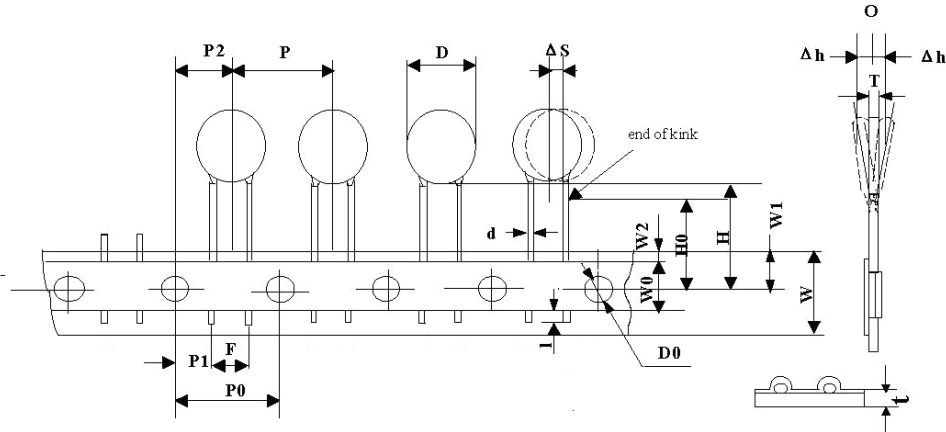
For kink lead only.

2. *2 直脚产品以H为准。

For straight lead only.

Figure 2

TAPING STYLE F



Symbol	Dimension(mm)
P0	12.7±0.2
P	12.7±1.0
F	5.0±0.5
P1	3.85±0.4
P2	6.35±0.4
H0	16.0±0.5*1
H	20.0±0.5*2
W	18.0±0.5
W0	8.0min.
W1	9.0±0.3
W2	3.0max.
t	0.7±0.2
D	To comply with individual sheet
D0	4±0.2
d	To comply with individual sheet
l	2.0max.
T	To comply with individual sheet
Δ S	1.0 max.
Δ h	1.0 max.

1. *1 打弯脚型以H0为准。

For kink lead only.

2. *2 直脚产品以H为准。

For straight lead only.

Figure 2

X-ON Electronics

Largest Supplier of Electrical and Electronic Components

Click to view similar products for [Ceramic Disc Capacitors](#) category:

Click to view products by [South HongMing](#) manufacturer:

Other Similar products are found below :

[5AU100JCECA](#) [5AU220JCGCA](#) [5AU560JCJCA](#) [DEF2CLH020CA3B](#) [DEF2CLH030CJ3B](#) [101GHR102K](#) [NCD102K1KVY5FF](#)
[NCD103M1KVZ5UF](#) [NCD331K1KVY5FF](#) [440LT68AP-R](#) [CK60AX471M](#) [AOL-1502-02](#) [NCD103M1KVZ5UJTBF](#) [DEF2CLH040CN3A](#)
[DEF2CLH080DA3B](#) [0811-040-X7R0-102K](#) [8903D0](#) [90410-10](#) [CK61BX471K](#) [YV101103Z060HAND5P](#) [SL102101J060BAND5P](#)
[YP202102K080D04A7H](#) [ZU501103M090B20C6P](#) [ZU102103M100X05B0P](#) [YP102271K050B20C6P](#) [YP102391K050BAND5P](#)
[YP501101K040BAND5P](#) [ZU102103M100BAND5H](#) [YP102681K060B20C6P](#) [YP501121K040B20C6P](#) [SL102181J070HAND5P](#)
[YP501471K040B20C6P](#) [SL102151J070HAND5P](#) [YP501102K050HAND5P](#) [ZU501102M050B20C6P](#) [YP501472K100B20C6P](#)
[ZU102103M100B20C0P](#) [YV500223Z080HAND5P](#) [F121K25S3NN63J5R](#) [F121K25S3NP63K7R](#) [F121K25S3NR63K7R](#)
[F122K47S3NP63K7R](#) [F681K43S3NR63K7R](#) [S470J25SL0N6TJ5R](#) [HVCC103Y6P152MEAX](#) [S103Z43Y5VN6TJ5R](#)
[DCH102K34Y5PP6FJ5A0](#) [CC1H220KA1EDCH4B1100](#) [CC3A222MC1GEF45H31MF](#) [CC3D103MC1IEF49D61MF](#)