

NTC 热敏电阻器 NTC Thermistors

特性 Feature

- 电阻范围 Wide zero-power resistance range from 0.5Ω to 20Ω
- 工作温度 Operating Temperature: -40℃~170℃
- 存储温度 Storage Temperature: -10℃~40℃

应用 Applications

适用于转换电源、开关电源、UPS 电源、各类电加热器、电子镇流器、各种电子装置，电源电路的保护以及各类显像管、显示器、白炽灯和其他照明灯具的灯丝保护等。

Power NTC thermistor are widely applied in switch power, conversion power supply, UPS power and electronic rectifier, heater, etc, it has a protected function for RT, display, lighting device and circuit of different electronic equipment.

使用标准 Applicable Standard

通过认证 APPROVAL	认证组织 ORGANIZATION	标准. SAFTY STANDARDS	证书 CERTIFICATE NO.
	UL CUL	UL1434	E361907
	TUV	EC 60539-1: 2016 EN 60539-1: 2016	B 101551 0001
	CQC	GB/T6663.1-2007	CQC17001166398

产品型号 Part Number

DRM 509 D 11 M L 8 3 7 G □

产品型号 Type:
功率型 NTC 热敏电阻器
Power NTC thermistor

额定零功率电阻值:
Rated zero-power resistance R25 (Ω)

最后一位数为倍乘数: 10ⁿ
9: 10⁻¹ = 0.1 0: 10⁰ = 1
1: 10¹ = 10

示例: 509=50x0.1=5
150=15x1=15
101=10x10=100

产品类别
Product category:

D: 圆片通用型
D: general disc type

产品尺寸(直径):

代号 Code	瓷片直径 Diameter of disc
05	5.0±0.5
07	7.0±0.5
09	9.0±0.5
11	11.0±0.5
13	13.0±0.5
15	15.0±0.5
20	20.0±0.5

内部代码
internal manage code

封装材料 coating material
G:绿色硅树脂 green silicone resin;
P: phenolic (black)

引线间距 lead space:
5=5.0mm 7=7.5mm 0=10mm

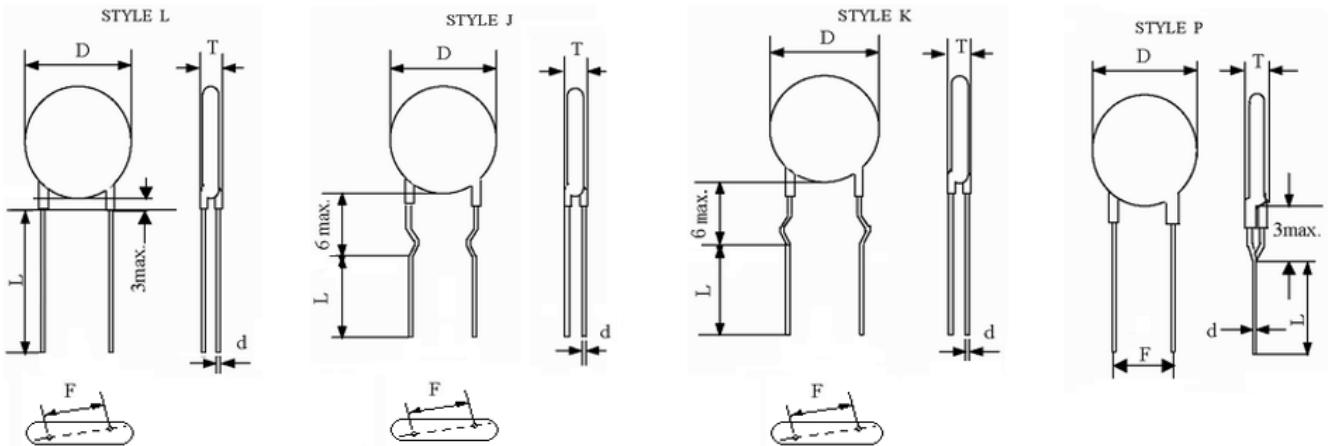
引线长度/包装方法
Lead length/packaging:
3=3.5±0.5 C=3.2±0.5 D=3.0±0.5
F=F 式编带/扇折

引线直径:
CP 线:
6=0.55±0.05mm
8=0.75±0.05mm

引线形状:
L、J、K、P 见引线形状图
See the lead style

额定零功率电阻值 R25 的偏差
Tolerance of rated zero-power resistance R25(Ω):
M=±20% L=±15%

脚型 Lead style



规格 Specification

SHM 产品代码 SHM Part no.	额定零功率电阻@25°C Rated zero-power resistance R25°C (Ω)	最大稳态电流 @25°C Max. Steady State Current (A)	最大稳态电流下的残余电阻 @25°C Residual resistance (Ω)	Material Constant: B25/85(K)	热时间常数 Thermal Time Constant (s)	耗散系数 Thermal Dissipation Coefficient (mW/°C)	产品尺寸 dimensions (mm)				
							直径 Dmax (mm)	厚度 Tmax (mm)	引线间距 F(mm)	引线直径 d (mm)	引线长度 L (mm)
DRM100D07MP835GA0	10	1	0.7885	2800	<30	>9	8.5	5	5.0	0.8±0.05	0.8
DRM509D07MJ645GA0	5	2	0.2864	2700					5.0	0.55±0.05	0.55
DRM509D07MJCF5GA0	5	2	0.2864	2700					5.0	0.6±0.05	F 编带
DRM509D07ML685GA0	5	2	0.2864	2700					5.0	0.55±0.05	8.0±0.5
DRM100D07ML6F5GS0	10	1	0.7885	2800					5.0	0.55±0.05	F 编带
DRM100D09MJ837GA0	10	2	0.398	2800	<35	>11	10.5	6	7.5	0.8±0.05	0.8
DRM100D09MK847GA0	10	2	0.398	2800					7.5	0.8±0.05	0.8
DRM200D09MK837GA0	20	1	5.469	3200					7.5	0.8±0.05	0.8
DRM200D09ML835GA0	20	1	5.469	3200					5.0	0.8±0.05	0.8
DRM300D09MP835GA0	30	0.2							5.0	0.8±0.05	0.8
DRM309D09MK6V7GA0	3	4	0.1456	2700					7.5	0.55±0.05	V 编带
DRM309D09ML8C7PA0	3	4	0.1456	2700					7.5	0.8±0.05	3.2±0.5
DRM509D09MJ6F5GA0	5	3	0.2641	2700					5.0	0.55±0.05	F 编带
DRM509D09MJ6F5PA0	5	3	0.2641	2700					5.0	0.55±0.05	F 编带
DRM509D09MJ837GA0	5	3	0.2641	2700					7.5	0.8±0.05	0.8
DRM509D09MJ8C5GA0	5	3	0.2641	2700					5.0	0.8±0.05	3.2±0.5
DRM509D09MK6F5PA0	5	3	0.2641	2700					5.0	0.55±0.05	F 编带
DRM509D09MP8C7GA0	5	3	0.2641	2700					7.5	0.8±0.05	3.2±0.5
DRM809D09MJ7F5PA0	8	2	0.3731	2800					5.0	0.65±0.05	F 编带
DRM809D09MJ837GA0	8	2	0.3731	2800					5.0	0.8±0.05	0.8
DRM309D09MK7F5PA0	3	4	0.1456	2700					5.0	0.65±0.05	F 编带
DRM220D09MK835GA0	22	0.4							5.0	0.8±0.05	0.8
DRM509D09MK7F5PA0	5	3	0.2641	2700					5.0	0.65±0.05	F 编带
DRM200D09MK6F7GAA	20	1	5.469	3200					7.5	0.55±0.05	F 编带
DRM100D11MJ837GA0	10	3	0.2676	2800					<55	>13	12.5
DRM100D11MP8C5GA0	10	3	0.2676	2800	5.0	0.8±0.05	3.2±0.5				
DRM100D11MP8C7GA0	10	3	0.2676	2800	7.5	0.8±0.05	3.2±0.5				
DRM159D11MJ8N5GA0	1.5	5	0.126	2600	5.0	0.8±0.05	4.0±0.5				
DRM200D11MJ837GA0	20	2	0.59	3000	7.5	0.8±0.05	V 编带				
DRM259D11MJ887GA0	2.5	5	0.126	2700	7.5	0.8±0.05	8.0±0.5				
DRM259D11MK8C5PA0	2.5	5	0.126	2700	5.0	0.8±0.05	3.2±0.5				
DRM259D11MK8H5GA0	2.5	5	0.126	2700	5.0	0.8±0.05	3.8±0.5				

DRM259D11MK8V7GA0	2.5	5	0.126	2700					7.5	0.8±0.05	V 编带
DRM259D11MKD35GA0	2.5	5	0.126	2700					5.0	0.8±0.05	0.8
DRM259D11ML837GA0	2.5	5	0.126	2700					7.5	0.8±0.05	0.8
DRM309D11MJ8N7GA0	3	5	0.1263	2700					7.5	0.8±0.05	4.0±0.5
DRM509D11MJ837GA0	5	4	0.2052	2700					7.5	0.8±0.05	0.8
DRM509D11MJ8C7GA0	5	4	0.2052	2700					7.5	0.8±0.05	3.2±0.5
DRM509D11MJ8V7GA0	5	4	0.2052	2700					7.5	0.8±0.05	V 编带
DRM509D11MJDB7GK0	5	4	0.2052	2700					7.5	0.8±0.05	25min.
DRM509D11MK6V7GA0	5	4	0.2052	2700					7.5	0.55±0.05	V 编带
DRM509D11MK8F5GA0	5	4	0.2052	2700					5.0	0.8±0.05	F 编带
DRM509D11ML8C5GA0	5	4	0.2052	2700					5.0	0.8±0.05	3.2±0.5
DRM509D11ML8C7GA0	5	4	0.2052	2700					7.5	0.8±0.05	3.2±0.5
DRM509D11ML8F5GA0	5	4	0.2052	2700					5.0	0.8±0.05	F 编带
DRM509D11MP837PNO	5	4	0.2052	2700					7.5	0.8±0.05	0.8
DRM509D11ML8V7GA0	5	4	0.2052	2700					7.5	0.8±0.05	V 编带
DRM100D11MP8C5PA0	10	3	0.2676	2800					5.0	0.8±0.05	3.2±0.5
DRM259D11MP837GA0	2.5	5	0.126	2700					7.5	0.8±0.05	0.8
DRM100D11MJ8V7GA0	10	3	0.2676	2800					7.5	0.8±0.05	V 编带
DRM259D11MJ8V7GA0	2.5	5	0.126	2700					7.5	0.8±0.05	V 编带
DRM259D11MJ835GA0	2.5	5	0.126	2700					5.0	0.8±0.05	0.8
DRM509D11MP837GA0	5	4	0.2052	2700					7.5	0.8±0.05	0.8
DRM509D11MP8V7GA0	5	4	0.2052	2700					7.5	0.8±0.05	V 编带
DRM139D13MK837GA0	1.3	7	0.0889	2700					7.5	0.8±0.05	0.8
DRM259D13MJ887GA0	2.5	6	0.1079	2700					7.5	0.8±0.05	8.0±0.5
DRM259D13MK837GA0	2.5	6	0.1079	2700					7.5	0.8±0.05	0.8
DRM309D13MK837GA0	3	6	0.145	2700					7.5	0.8±0.05	0.8
DRM309D13ML837GA0	3	6	0.145	2700					7.5	0.8±0.05	0.8
DRM509D13MJ857GA0	5	5	0.1469	2800					7.5	0.8±0.05	5.5±0.5
DRM509D13MJ8Y7GA0	5	5	0.1469	2800					7.5	0.8±0.05	Y 编带
DRM509D13MJD37GA0	5	5	0.1469	2800					7.5	0.8±0.05	0.8
DRM509D13MK837GA0	5	5	0.1469	2800					7.5	0.8±0.05	0.8
DRM509D13ML837GA0	5	5	0.1469	2800					7.5	0.8±0.05	0.8
DRM509D13ML8B7GA0	5	5	0.1469	2800					7.5	0.8±0.05	25min.
DRM259D13MK8B7GA0	2.5	6	0.1079	2700					7.5	0.8±0.05	25min.
DRM100D15MJD37GA0	10	5	0.2087	3000					7.5	0.8±0.05	0.8
DRM100D15MK837GA0	10	5	0.2087	3000					7.5	0.8±0.05	0.8
DRM139D15MJ837GA0	1.3	8	0.0825	2700					7.5	0.8±0.05	0.8

DRM139D15MJ837GA0	1.3	8	0.0825	2700					7.5	0.8±0.05	0.8
DRM150D15MJ837GA0	15	4	0.305	3200					7.5	0.8±0.05	0.8
DRM150D15MK837GA0	15	4	0.305	3200					7.5	0.8±0.05	0.8
DRM180D15ML837GA0	18	4	0.3375	3200					7.5	0.8±0.05	0.8
DRM200D15MJ837GA0	20	4	0.3466	3200					7.5	0.8±0.05	0.8
DRM200D15MKDY7GA0	20	4	0.3466	3200					7.5	0.8±0.05	Y 编带
DRM200D15MPD37GA0	20	4	0.3466	3200					7.5	0.8±0.05	0.8
DRM259D15MK837GA0	2.5	7	0.1353	2700					7.5	0.8±0.05	0.8
DRM259D15MLD37GA0	2.5	7	0.1353	2700					7.5	0.8±0.05	0.8
DRM309D15MJ8N7GA0	3	7	0.1363	2700					7.5	0.8±0.05	4.0±0.5
DRM509D15MK837GA0	5	6	0.1268	2800					7.5	0.8±0.05	0.8
DRM509D15MKDU7GA0	5	6	0.1268	2800					7.5	0.8±0.05	U 编带
DRM509D15ML837PA0	5	6	0.1268	2800					7.5	0.8±0.05	0.8
DRM509D15ML8B7GA0	5	6	0.1268	2800					7.5	0.8±0.05	25min.
DRM509D15MP837GA0	5	6	0.1268	2800					7.5	0.8±0.05	0.8
DRM100D15ML837GA0	10	5	0.2087	3000					7.5	0.8±0.05	0.8
DRM309D15MK830GA0	3	7	0.1363	2700					10	0.8±0.05	0.8
DRM309D20MKE30GA0	3	8	0.1519	2800					10	1.0±0.05	1.0
DRM509D20MK830GA0	5	7	0.1576	3000	<135	>23	23.5	7.5	10	0.8±0.05	0.8
DRM509D20MKE30GA0	5	7	0.1576	3000					10	1.0±0.05	1.0
DRM509D20ML837GA0	5	7	0.1576	3000					7.5	0.8±0.05	0.8

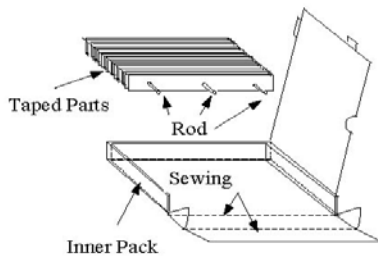
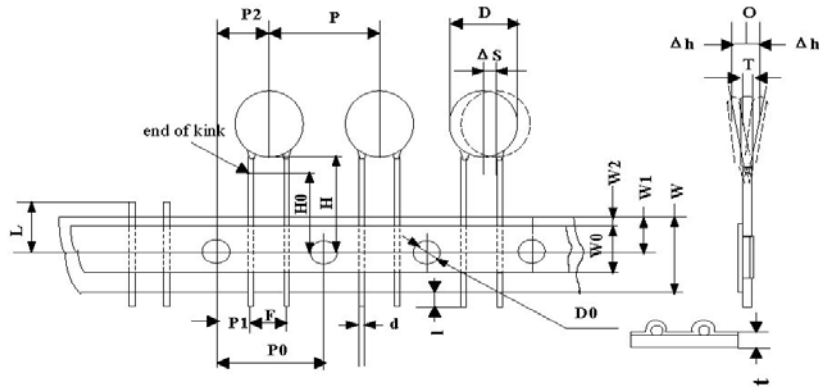
标志 Marking

例如 e.g

NTC
5D-9
SHM

编带样式 Taping style

TAPING STYLE F



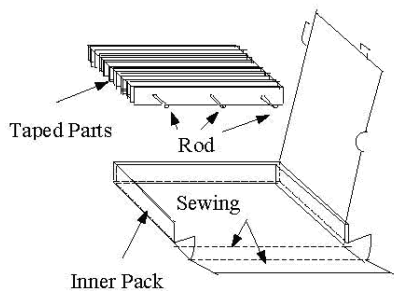
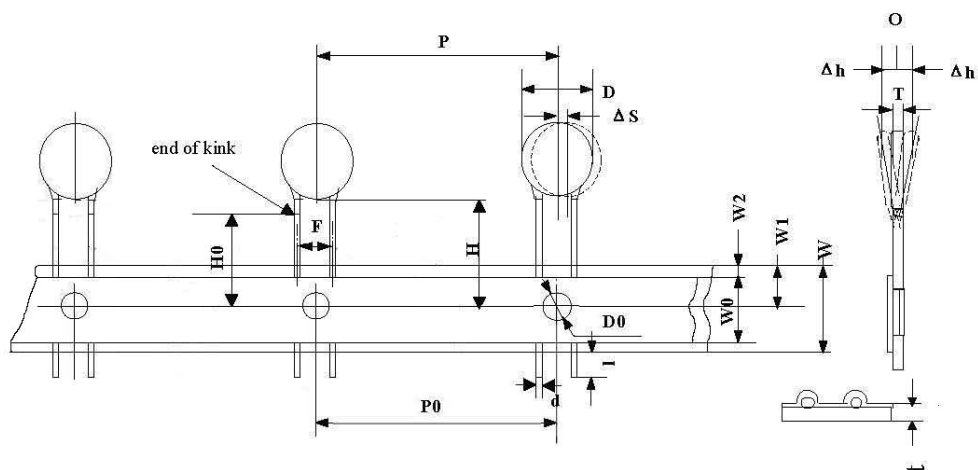
- 1.* For lead styles of inside kink and outside kink only
2. The lead sharp shall change with lead style.

Symbol	Dimension(mm)
P0	12.7±0.2
P	12.7±1.0
F	5.0±0.5
P1	3.85±0.4
P2	6.35±0.4
H0	16.0±0.5*
H	20.0±0.5
W	18.0±0.5
W0	8.0min.
W1	9.0±0.3
W2	3.0max.
t	0.7±0.2
D	To comply with individual sheet
D0	4±0.2
d	To comply with individual sheet
l	2.0max.
L	11max.
T	To comply with individual sheet
Δ S	0.5max.
Δ h	0.5max.

Figure 2



TAPING STYLE V



Symbol	Dimension(mm)
P0	15.0±0.2
P	15.0±1.0
F	10.0±0.5
P1	
P2	
H0	16.0±0.5*1
H	20.0±0.5*2
W	18.0±0.5
W0	8.0min.
W1	9.0±0.3
W2	3.0max.
t	0.7±0.2
D	To comply with individual sheet
D0	4±0.2
d	To comply with individual sheet
l	2.0max.
T	To comply with individual sheet
Δ S	1.0 max.
Δ h	1.0 max.

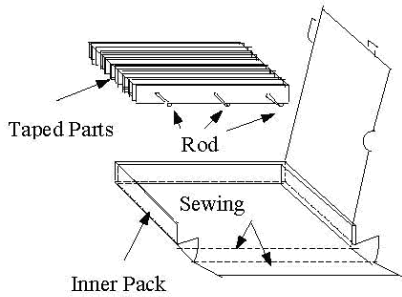
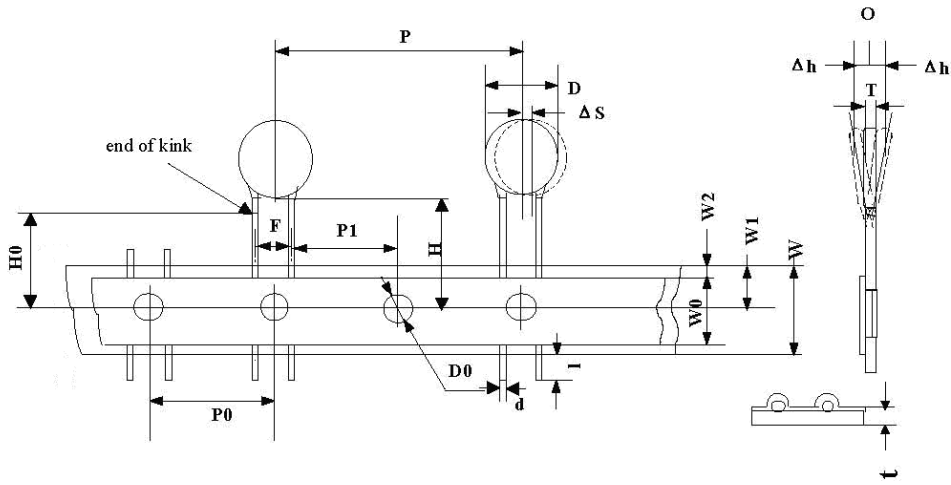
1. *1 打弯脚型以H0为准。
For kink lead only.

2. *2 直脚产品以H为准。

For straight lead only.

Figure 3

TAPING STYLE U



Symbol	Dimension(mm)
P0	12.7±0.2
P	25.4±1.0
F	10.0±0.5
P1	7.7±0.4
P2	
H0	16.0±0.5*1
H	20.0±0.5*2
W	18.0±0.5
W0	8.0min.
W1	9.0±0.3
W2	3.0max.
t	0.7±0.2
D	To comply with individual sheet
D0	4±0.2
d	To comply with individual sheet
l	2.0max.
T	To comply with individual sheet
ΔS	1.0 max.
Δh	1.0 max.

1. *1 打弯脚型以H0为准。

For kink lead only.

2. *2 直脚产品以H为准。

For straight lead only.

Figure 6

X-ON Electronics

Largest Supplier of Electrical and Electronic Components

Click to view similar products for [NTC \(Negative Temperature Coefficient\) Thermistors](#) *category:*

Click to view products by [South HongMing](#) *manufacturer:*

Other Similar products are found below :

[118-253FAJ-P01](#) [121-202EAC-P01](#) [123-802EAJ-P01](#) [128-105NDP-Q02](#) [B57234S330M](#) [NTCLE410E3103F](#) [199-303KAF-A02](#) [30054-4](#)
[M09N038F](#) [B57401V2103H062](#) [500-52AA04-101](#) [526-31AA19-104](#) [526-31AN12-202](#) [103AT-5-1P-FT](#) [10K3A542I](#) [111-802EAJ-901](#) [112-](#)
[103FAG-H02](#) [112-104KAG-B01](#) [111-182CAG-H01](#) [112-103FAF-H01](#) [112-104KBF-F01](#) [526-31AA79-102](#) [B57621C5472J62](#) [44015RC](#)
[194303KEVA01](#) [B57359V2224J260](#) [B57621C5472K062](#) [135-105QAF-J02](#) [B57230V2103H260](#) [NTCS0603E3333FHT](#) [118-802EAJ-P01](#)
[121-103FAC-Q02](#) [521-53AW02-104](#) [199-202FAD-A02](#) [CL109R4120](#) [GA100K6D234](#) [USUR1000-502G-06](#) [GA10K3MR1I](#) [USUR1000-](#)
[203G-06](#) [NTCS0603E3333HHT](#) [GA1K7CG3](#) [NXFT15WB473FEAB030](#) [GA10K3A542I](#) [NTCLE213E3103JHT1](#) [A1504AS26P2A](#)
[PANR103338-490](#) [NTCALUG02A502FA](#) [JSNA104F425FABXG](#) [JSNA103F345FABXG](#) [JSNA473F405FABXG](#)