

# 压敏电阻器 Zinc oxide varistors




## 特性 Feature

- 电压范围 Wide operation voltage range from 18V to 1800V
- 工作温度 Operating Temperature: -40°C~125°C
- 存储温度 Storage Temperature: -10°C~40°C

## 应用 Applications

氧化锌压敏电阻器广泛应用于电子电器设备的瞬时过电压保护和浪涌吸收。  
Zinc oxide varistor is widely used in the instantaneous overvoltage protection and surge absorption of Electronic-electrical equipment.

## 使用标准 Applicable Standard

通过认证 APPROVAL	认证组织 ORGANIZATION	标准. SAFTY STANDARDS	证书 CERTIFICATE NO.
	<b>UL CUL</b>	UL1449	E321851
	<b>VDE</b>	DIN EN 61051-1:2009 IEC 61051-1:2007 IEC 61051-2:1991 IEC 61051-2(ed.1);am1:2009-05 IEC 61051-2-2:1991	40027789
	<b>CQC</b>	GB/T10193-1997 GB/T10194-1997 GB4943.1-2011 GB8898-2011	CQC05001012670

## 产品型号 Part Number

产品型号 Part No.: **ZVR 07 D 471 K L 6 3 5 □**

产品尺寸 Size code:

代号 Code	芯片直径 disc diameter	产品直径(D) product diameter
05	5mm±0.5mm	6mm±1mm
07	7mm±0.5mm	8mm±1mm
10	10mm±0.5mm	11mm±1.5mm
14	14mm±0.5mm	15mm±1.5mm
20	20mm±0.5mm	21mm±1.5mm

产品类别代码 Shape code: **D**  
代号 D: 圆片通用型产品  
D: disc for general

称压敏电压 varistor voltage: **471**  
For example:  
180=18x10<sup>0</sup> 471=47x10<sup>1</sup> 102=10x10<sup>2</sup>

内部管理代码: internal manage code **□**

引线间距 lead space:  
5=5.0±0.5mm 7=7.5±0.5mm 0=10.0±0.5mm

引线长度/包装方法 lead length/package:  
3=3.5±0.5mm B= min. 25mm C=5.0±0.3mm  
F=12.7mm 编带/扇折,

引线直径 lead diameter:  
CP 线:  
6=0.58±0.04mm 8=0.78±0.05mm  
0=1.00±0.08mm

引线形状代码 lead style:  
L、K 型 见引线形状  
see the lead style

压敏电压允许偏差  
Varistor voltage tolerance:  
J=±5% K=±10% M=±20%

# 脚型 Lead style

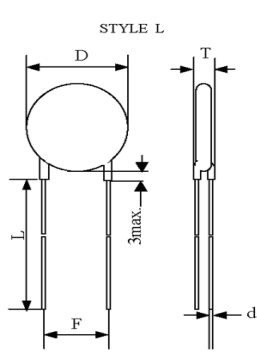


Figure 1-2

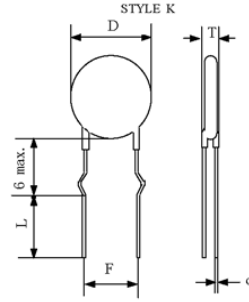


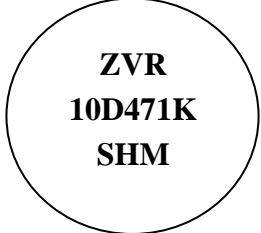

Figure 1-4

## 规格 Specification

SHM 产品代码 SHM Part no.	压敏电压 Varistor Voltage  (V)	最大允许工作电压 Maximum Operating Voltage		最大限制电压 Maximum Clamping Voltage		最大峰值电流 Maximum Peak current 8/20 $\mu$ s Ip (A)		产品尺寸 dimensions (mm)				
		AC (V)	DC (V)	VC (V)	Ip (A)	1 Time	2 Time	直径 D (mm)	厚度 Tmax. (mm)	引线间距 F(mm)	引线直径 d (mm)	引线长度 L (mm)/编带方式
ZVR05D680KL6F5C0	68	40	56	150	1	100	50	6 $\pm$ 1	4.0	5.0 $\pm$ 1.0	0.58 $\pm$ 0.05	F
ZVR05D241KL635A0	240	150	200	415	5	400	200	6 $\pm$ 1	4.0	5.0 $\pm$ 1.0	0.58 $\pm$ 0.05	F
ZVR05D391KL635A0	390	250	320	675	5	400	200	6 $\pm$ 1	4.0	5.0 $\pm$ 1.0	0.58 $\pm$ 0.05	F
ZVR05D431KL6F5A0	430	275	350	75	5	400	200	6 $\pm$ 1	4.0	5.0 $\pm$ 1.0	0.58 $\pm$ 0.05	F
ZVR05D471KL6F5A0	470	300	380	810	5	400	200	6 $\pm$ 1	4.0	5.0 $\pm$ 1.0	0.58 $\pm$ 0.05	F
ZVR07D390KL6F5A0	39	25	31	77	2.5	250	125	8 $\pm$ 1	4.0	5.0 $\pm$ 1.0	0.58 $\pm$ 0.05	F
ZVR07D241KL635A0	240	150	200	395	10	1250	800	8 $\pm$ 1	4.0	5.0 $\pm$ 1.0	0.58 $\pm$ 0.05	3.5 $\pm$ 0.5
ZVR07D471KL635A0	470	300	385	775	10	1250	800	8 $\pm$ 1	4.0	5.0 $\pm$ 1.0	0.58 $\pm$ 0.05	3.5 $\pm$ 0.5
ZVR07D561KL6C5A0	560	356	468	925	10	1250	800	8 $\pm$ 1	4.0	5.0 $\pm$ 1.0	0.58 $\pm$ 0.05	5 $\pm$ 0.5
ZVR10D241KL837A0	240	150	200	395	25	1500	1750	11 $\pm$ 1.5	5.0	7.5 $\pm$ 1.0	0.78 $\pm$ 0.05	3.5 $\pm$ 0.5
ZVR10D751KL8B7A0	750	460	615	1240	25	1500	1750	11 $\pm$ 1.5	5.0	7.5 $\pm$ 1.0	0.78 $\pm$ 0.05	25min.
ZVR10D102KL8B7A0	1000	625	825	1650	25	1500	1750	11 $\pm$ 1.5	5.0	7.5 $\pm$ 1.0	0.78 $\pm$ 0.05	25min.
ZVR14D221KL8B7A0	220	140	180	360	50	4500	2500	15 $\pm$ 1.5	5.0	7.5 $\pm$ 1.0	0.78 $\pm$ 0.05	25min.
ZVR14D271KL837A0	270	175	225	455	50	4500	2500	15 $\pm$ 1.5	5.0	7.5 $\pm$ 1.0	0.78 $\pm$ 0.05	3.5 $\pm$ 0.5
ZVR14D471KL837A0	470	300	385	775	50	4500	2500	15 $\pm$ 1.5	5.0	7.5 $\pm$ 1.0	0.78 $\pm$ 0.05	3.5 $\pm$ 0.5
ZVR14D561KL8B7A0	560	356	468	925	50	4500	2500	15 $\pm$ 1.5	5.0	7.5 $\pm$ 1.0	0.78 $\pm$ 0.05	25min.
ZVR14D821KL8B7A0	820	510	670	1355	50	4500	2500	15 $\pm$ 1.5	5.0	7.5 $\pm$ 1.0	0.78 $\pm$ 0.05	25min.
ZVR20D511KL830A0	510	324	426	840	100	6500	4000	21 $\pm$ 1.5	5.0	10 $\pm$ 1.0	0.78 $\pm$ 0.05	3.5 $\pm$ 0.5
ZVR20D751KL830A0	750	460	615	1240	100	6500	4000	21 $\pm$ 1.5	5.0	10 $\pm$ 1.0	0.78 $\pm$ 0.05	3.5 $\pm$ 0.5

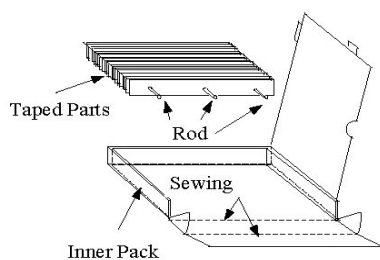
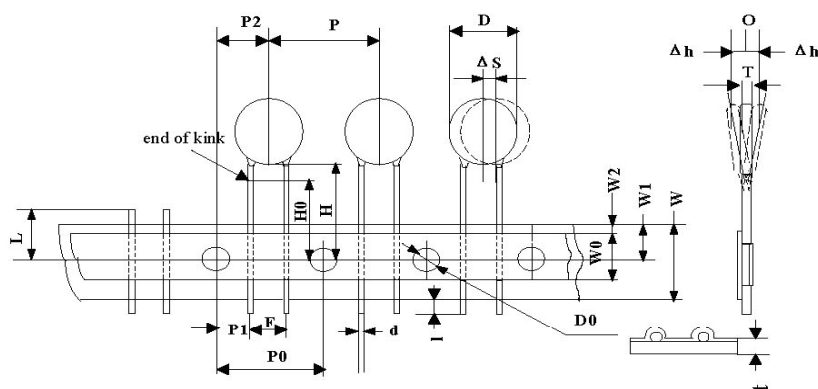
# 标志 Marking

例如 e.g

正面 front	背面 back
	

# 编带样式 Taping style

## TAPING STYLE F



1.\* For lead styles of inside kink and outside kink only

2. The lead sharp shall change with lead style.

Symbol	Dimension(mm)
P0	12.7±0.2
P	12.7±1.0
F	5.0±0.5
P1	3.85±0.4
P2	6.35±0.4
H0	16.0±0.5*
H	20.0±0.5
W	18.0±0.5
W0	8.0min.
W1	9.0±0.3
W2	3.0max.
t	0.7±0.2
D	To comply with individual sheet
D0	4±0.2
d	To comply with individual sheet
l	2.0max.
L	11max.
T	To comply with individual sheet
Δ S	0.5max.
Δ h	0.5max.

Figure 2

## X-ON Electronics

Largest Supplier of Electrical and Electronic Components

*Click to view similar products for [Varistors](#) category:*

*Click to view products by [South HongMing](#) manufacturer:*

Other Similar products are found below :

[R71ZOV151HC](#) [B72205S271K111](#) [B72214S251K151](#) [NTE1V020](#) [NTE1V130](#) [25FN511K](#) [S10K11G5S5](#) [ERZ-C14DK361U](#) [ERZ-C20DK221U](#) [207869-1](#) [AS-13](#) [B72540E 350K 62](#) [B72590D360A60](#) [B72650M301K93](#) [B72670M1140K72](#) [TVZ18EC271KBS](#) [TVZ20EB911KBS](#) [TVZ25D201KBS](#) [TVZ25D241KBS](#) [VDRH20X230BSE](#) [VZ07D220KBS](#) [VZ40D241KQ-N](#) [VZ40D241K](#) [VZ25D511KBS-N](#) [VZ20E511KBSX](#) [VZ20E221KBSX](#) [VZ10D471KBS-N](#) [20A9FN241K](#) [B72650M350K72](#) [TVZ25D301KBS](#) [TVZ20EC911KBS](#) [TVZ20EBN911KBS](#) [TVZ18EC471KBS](#) [B72220S350K101](#) [NTE1V030](#) [NTE1V275](#) [NTE2V015](#) [NTE2V035](#) [NTE2V115](#) [VZ20D391KBS-N](#) [VZ10D241KBS-N](#) [VZ07D390KBS-N](#) [VDRH14V060TSE](#) [VDRH20X300BKE](#) [V300LT4PX1841](#) [NTE1V017](#) [NTE1V115](#) [NTE1V150](#) [NTE1V300](#) [NTE2V025](#)