




EASY-TO-INTERFACE EVALUATION BOARD

FLIR Lepton[®] Camera Breakout Board v2.0





PN: 250-0577-00

The FLIR Lepton[®] Thermal Camera Breakout Board is an easy-to-interface evaluation board to quickly connect all versions of the FLIR Lepton camera module to common platforms like Raspberry Pi* or custom hardware such as mobile development kits. It provides on-board power supplies, generated from 3 – 5.5V, and a master clock. Local power supplies, the master clock and the power-up sequence components can all be by-passed using a jumper.

Lepton sold separately or in a kit through major electronic component distributors worldwide.

www.flir.com/lepton-bob



SIZE, WEIGHT AND POWER (SWAP)

Enhanced Features

- Operating temperature 0°C to 55°C
- Input Voltage: 3 V to 5.5 V
- Space-Saving, (29.5 mm × 29.0 mm)
- Works with all FLIR Lepton[®] modules

EASE OF INTEGRATION

Faster time to market

- Access to SPI and I2C camera module interfaces
- Provides 25-MHz reference clock (can be by-passed)
- Power Efficient 1.2 V core voltage (can be by-passed)
- Dual Low Noise LDO for 2.8 V voltage (can be by-passed)
- 32-pin Molex camera socket for Lepton[®] Module
- 100 Mil Header

APPLICATIONS

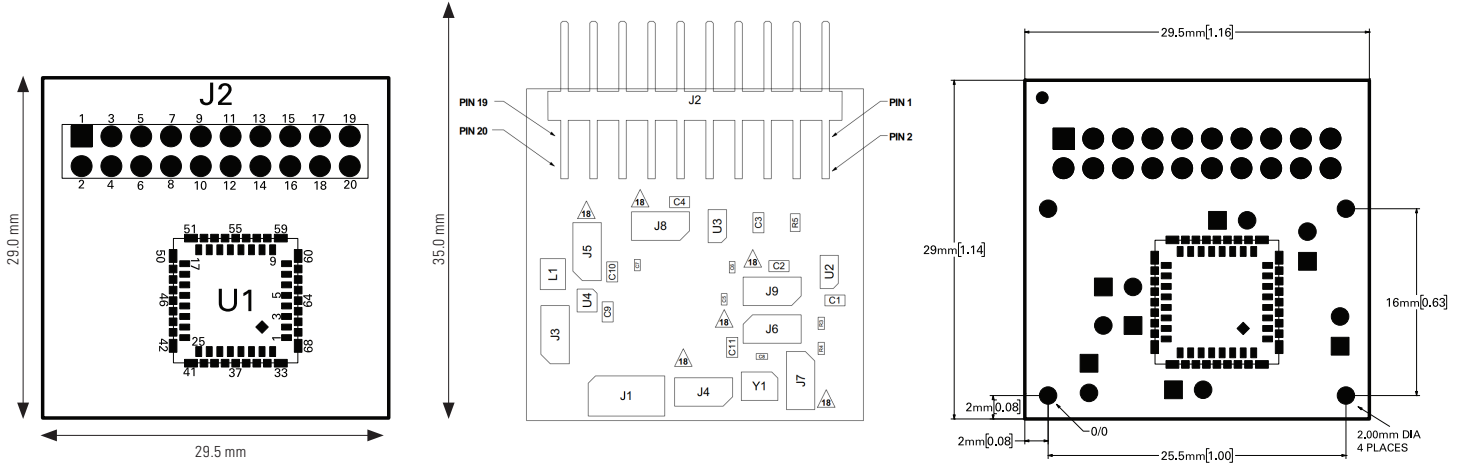
Designed for applications where SWaP, cost, and quality are critical

- Rugged and Mobile Devices
- Smart Buildings and Smart Cities
- Motion Sensor
- Gesture Recognition

*Raspberry Pi is a trademark of the Raspberry Pi Foundation. This product is not designed or qualified for production use.

SPECIFICATIONS

Mechanical



Thickness including Molex socket and jumper pins but excluding the Lepton: 15mm.

Figure 1. Mounting hole locations.

Electrical

Schematic: 250-0577-24_R200

Assembly drawing: 250-0577-25_R200

The Lepton breakout board comes with jumpers on J5 – J9 installed. With all jumpers installed Lepton can be operated from J2 with 3-5V on J3 pin 2*. Jumpers J5 – J9 can be removed to provide control individual voltage, master clock or power up sequence externally.

*The diode D1 on version R120 of the Lepton Breakout Board 250-0577-00 is installed with the wrong orientation which prevents powering the Lepton from J2 pin 2. However, the Lepton can be powered with 3 – 5V on J3 pin 2.

Pin-Out

Pin #	Function	Pin #	Function
Pin 1	GND	Pin 2	Power in 3 – 5.5V
Pin 3	VPROG	Pin 4	VCC28
Pin 5	SDA	Pin 6	VCC28_IO
Pin 7	SPI_CLK	Pin 8	SCL
Pin 9	SPI_MOSI	Pin 10	SPI_CS
Pin 11	GPIO0	Pin 12	SPI_MISO
Pin 13	GPIO2	Pin 14	GPIO1
Pin 15	GPIO3 / VSYNC	Pin 16	VCC12
Pin 17	RESET_L	Pin 18	MASTER_CLK
Pin 19	GND	Pin 20	PW_DWN_L

Specifications are subject to change without notice. For the most up-to-date specs, go to www.flir.com

FLIR SYSTEMS, INC.

Corporate Headquarters
1201 S. Joyce Street
Suite C006
Arlington, VA 22202
USA
Office: +1 703.682.3400

FLIR Systems, Inc.
27700 SW Parkway Ave.
Wilsonville, OR 97070
USA
PH: +1 886.477.3687

SANTA BARBARA

FLIR Systems, Inc.
6769 Hollister Ave.
Goleta, CA 93117

EUROPE

FLIR Systems, Inc.
Luxemburgstraat 2
2321 Meer
Belgium
Tel. : +32 (0) 3665 5100
Fax : +32 (0) 3303 5624

www.flir.com
NASDAQ: FLIR

Equipment described herein is subject to US export regulations and may require a license prior to export. Diversion contrary to US law is prohibited. Imagery for illustration purposes only. Specifications are subject to change without notice. ©2021 FLIR Systems, Inc. All rights reserved. 01/21

21-0085-OEM



The World's Sixth Sense®

X-ON Electronics

Largest Supplier of Electrical and Electronic Components

Click to view similar products for [Camera Development Tools](#) category:

Click to view products by [SparkFun](#) manufacturer:

Other Similar products are found below :

[P0447](#) [1937](#) [MXOV10635-S32V](#) [OV10640CSP-S32V](#) [SEN0173](#) [3508](#) [3538](#) [EP-DCOV2735-F36](#) [3100](#) [3415](#) [3622](#) [397](#) [4407](#) [4469](#) [ICAM-500-D10W](#) [108024](#) [108025](#) [108226](#) [108225](#) [108320](#) [108328](#) [108329](#) [109247](#) [DFR0498](#) [DFR0620](#) [QC-DB-U10006](#) [DP-VIP-I-EVN](#) [USB3-VIP-EVN](#) [TOKAY-LITE-01](#) [MCIMXCAMERA1MP](#) [MINISASTOCSI](#) [MX8XMIPI4CAM2](#) [PIM365](#) [PIM366](#) [S32V-SONYCAM](#)
[101020892](#) [110991190](#) [114020141](#) [114991702](#) [114992260](#) [114992262](#) [114992263](#) [114992264](#) [114992265](#)
[CXD5602PWBCAM1_FG_875607605_P](#) [CXD5602PWBCAM1C_FG_875607606_P](#) [CXD5602PWBCAM1E_FG_875607607_P](#) [BOB-16912](#)
[SEN-15570](#)