

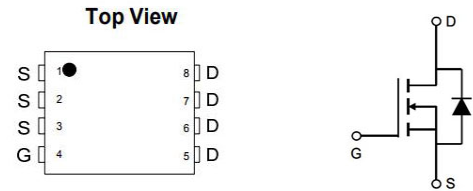

30V /24A Single N Power MOSFET
General Description

30V /24A Single N Power MOSFET

 Very low on-resistance $R_{DS(on)}$ @ $V_{GS}=4.5\text{ V}$

Pb-free lead plating; RoHS compliant

V_{DS}	30	V
$R_{DS(on),TYP@V_{GS}=10V}$	12.6	m Ω
$R_{DS(on),TYP@V_{GS}=4.5}$	19.8	m Ω
I_D	24	A



Part ID	Package Type	Marking	Tape and reel information
SM6204D1RL	DFN5x6	6204	3000


 100% UIS Tested
 100% Kg Tested

Parameter	Symbol	Maximum	Units
Drain-Source Voltage	V_{DS}	30	V
Gate-Source Voltage	V_{GS}	20	$\pm V$
Continuous Drain Current ^A	I_D	$T_A=25^\circ C$	A
		$T_A=70^\circ C$	
Pulsed Drain Current ^B	I_{DM}	38.4	
Avalanche Current ^C	I_{AR}	7.7	
Repetitive avalanche energy $L=0.1\text{mH}$ ^C	E_{AR}	17.7	mJ
Power Dissipation ^A	P_D	$T_A=25^\circ C$	W
		$T_A=70^\circ C$	
Junction and Storage Temperature Range	T_J, T_{STG}	-55 to 150	$^\circ C$

Thermal Characteristics

Parameter	Symbol	Typ	Max	Units
Maximum Junction-to-Ambient ^A	$R_{\theta JA}$	45	67	$^\circ C/W$
Maximum Junction-to-Ambient ^A		Steady State	90	108
Maximum Junction-to-Lead ^C	$R_{\theta JL}$	27	43	$^\circ C/W$



STATIC PARAMETERS

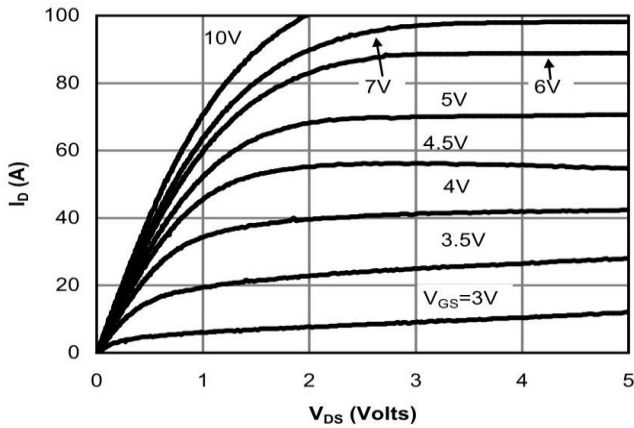
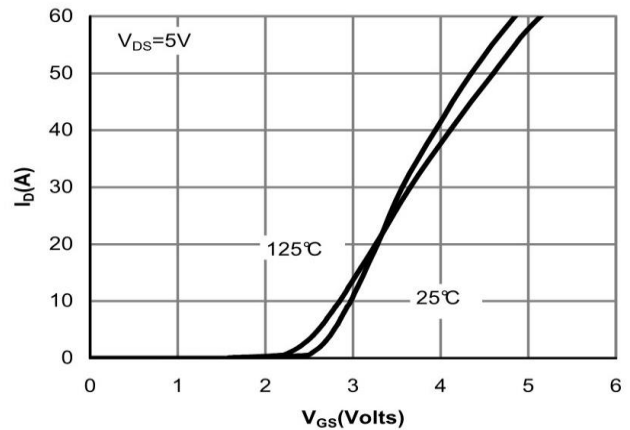
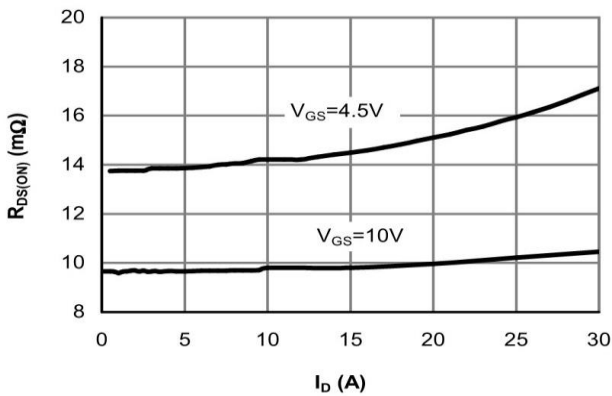
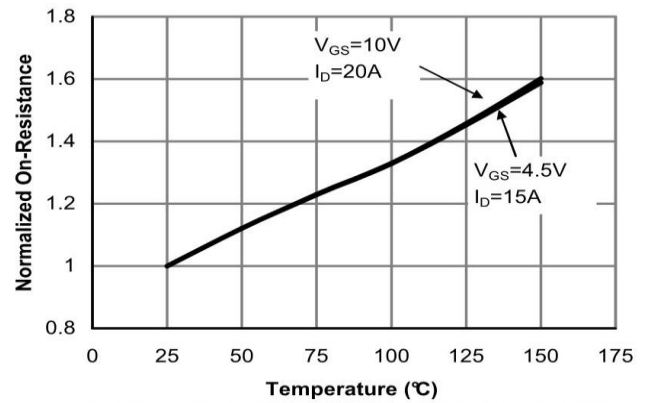
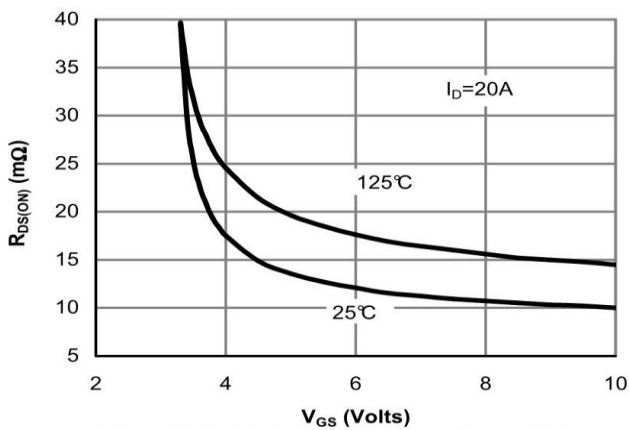
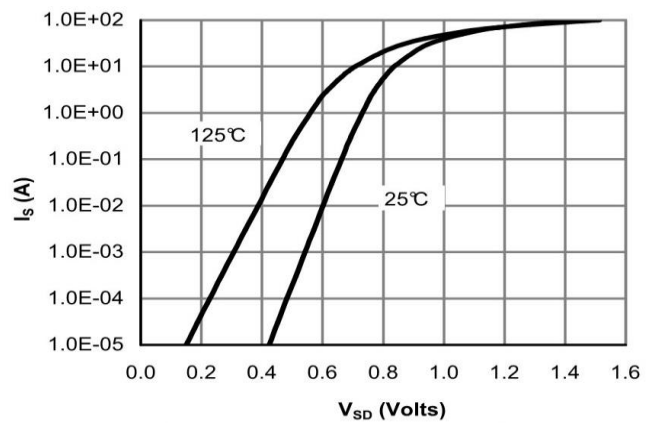
Symbol	Parameter	Conditions	Min	Typ	Max	Units
BV _{DSS}	Drain-Source Breakdown Voltage	I _D = -250uA, V _{GS} = 0V	30			V
I _{DSS}	Zero Gate Voltage Drain Current	V _{DS} =30V, V _{GS} =0V			1 5	uA
I _{GSS}	Gate-Body leakage current	V _{DS} = 0V, V _{GS} = ±20V			±100	nA
V _{GS(th)}	Gate Threshold Voltage	V _{DS} = V _{GS} I _D = 250µA	1.2	1.8	2.4	V
R _{DS(ON)}	Static Drain-Source On-Resistance	V _{GS} =10V, I _D =20A		12.6	18.0	mΩ
		V _{GS} =4.5V, I _D =20A		19.8	25.7	
g _{FS}	Forward Transconductance	V _{DS} =5V, I _D =20A		43		S
V _{SD}	Diode Forward Voltage	I _S =1A, V _{GS} =98V		0.72	1	V
I _S	Maximum Body-Diode Continuous Current				24	A

DYNAMIC PARAMETERS

Symbol	Parameter	Conditions	Min	Typ	Max	Units
C _{iss}	Input Capacitance	V _{GS} =0V, V _{DS} =15V, f=1MHz		510	622	pF
C _{oss}	Output Capacitance			220	270	pF
C _{rss}	Reverse Transfer Capacitance			22	26	pF
R _g	Gate resistance	V _{GS} =0V, V _{DS} =0V, f=1MHz			0.7	Ω

SWITCHING PARAMETERS

Symbol	Parameter	Conditions	Min	Typ	Max	Units
Q _g (10V)	Total Gate Charge	V _{GS} =10V, V _{DS} =15V, I _D =20A		3.5		nC
Q _g 4.5V)	Total Gate Charge			1.75		
Q _{gs}	Gate Source Charge			0.98		
Q _{gd}	Gate Drain Charge			1.4		
t _{D(on)}	Turn-On DelayTime	V _{GS} =10V, V _{DS} =15V, R _L =0.75Ω, R _{GEN} =3Ω		5.5		ns
t _r	Turn-On Rise Time			4.4		
t _{D(off)}	Turn-Off DelayTime			15.4		
t _f	Turn-Off Fall Time			4.95		
t _{rr}	Body Diode Reverse Recovery Time	I _F =-8A, dI/dt=500A/µs		11		ns
Q _{rr}	Body Diode Reverse Recovery Charge	I _F =18A, dI/dt=500A/µs		17		nC

TYPICAL ELECTRICAL AND THERMAL CHARACTERISTICS

Fig 1: On-Region Characteristics (Note E)

Figure 2: Transfer Characteristics (Note E)

Figure 3: On-Resistance vs. Drain Current and Gate Voltage (Note E)

Figure 4: On-Resistance vs. Junction Temperature (Note E)

Figure 5: On-Resistance vs. Gate-Source Voltage (Note E)

Figure 6: Body-Diode Characteristics (Note E)

TYPICAL ELECTRICAL AND THERMAL CHARACTERISTICS

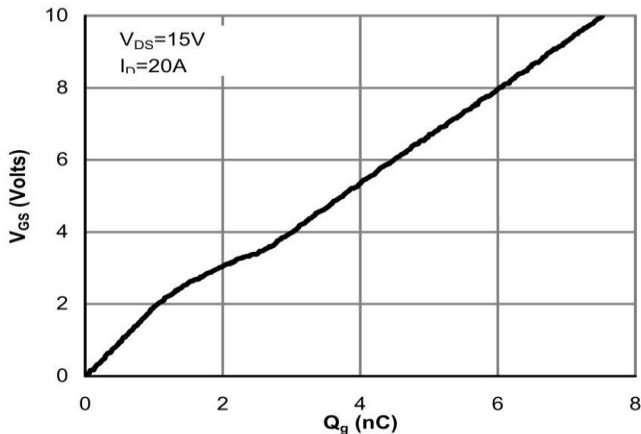


Figure 7: Gate-Charge Characteristics

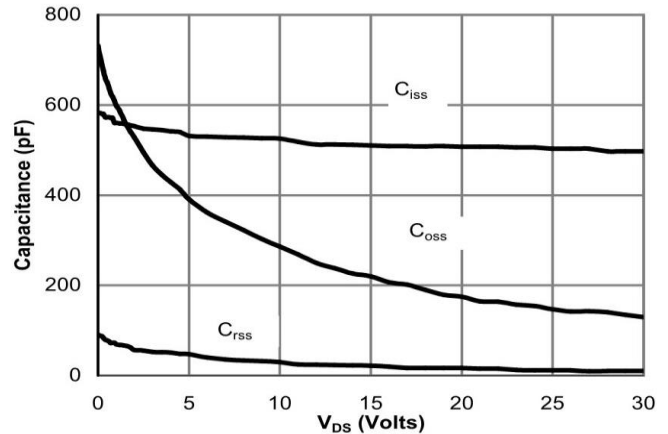


Figure 8: Capacitance Characteristics

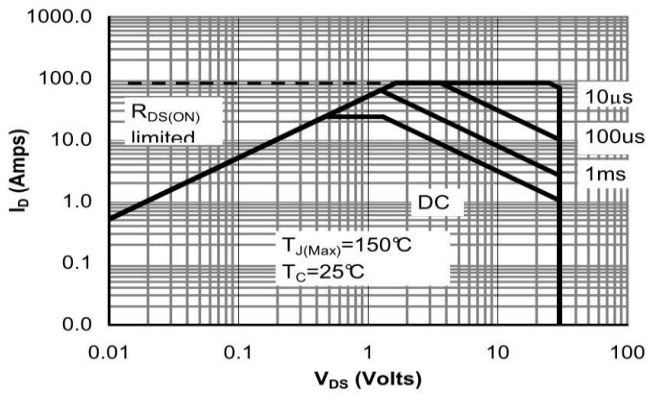


Figure 9: Maximum Forward Biased Safe Operating Area (Note F)

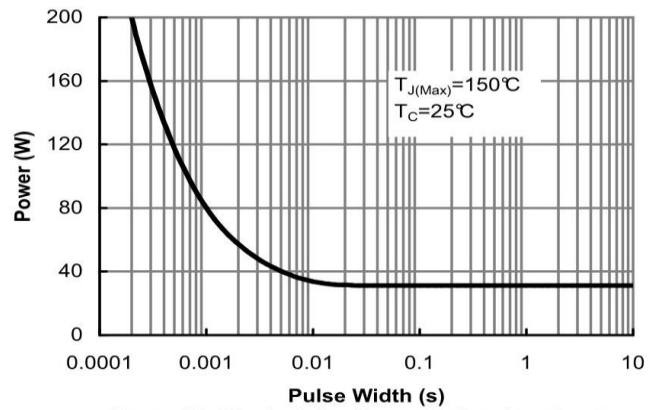


Figure 10: Single Pulse Power Rating Junction-to-Case (Note F)

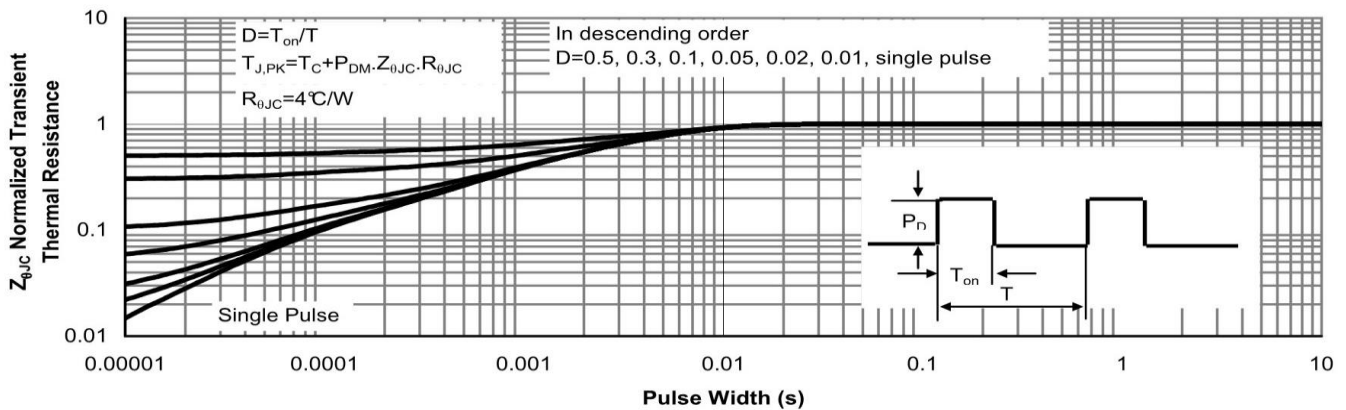


Figure 11: Normalized Maximum Transient Thermal Impedance (Note F)

X-ON Electronics

Largest Supplier of Electrical and Electronic Components

Click to view similar products for [MOSFET](#) category:

Click to view products by [SPS](#) manufacturer:

Other Similar products are found below :

[614233C](#) [648584F](#) [MCH3443-TL-E](#) [MCH6422-TL-E](#) [FDPF9N50NZ](#) [FW216A-TL-2W](#) [FW231A-TL-E](#) [APT5010JVR](#) [NTNS3A92PZT5G](#)
[IRF100S201](#) [JANTX2N5237](#) [2SK2464-TL-E](#) [2SK3818-DL-E](#) [FCA20N60_F109](#) [FDZ595PZ](#) [STD6600NT4G](#) [FSS804-TL-E](#) [2SJ277-DL-E](#)
[2SK1691-DL-E](#) [2SK2545\(Q,T\)](#) [D2294UK](#) [405094E](#) [423220D](#) [MCH6646-TL-E](#) [TPCC8103,L1Q\(CM](#) [367-8430-0972-503](#) [VN1206L](#)
[424134F](#) [026935X](#) [051075F](#) [SBVS138LT1G](#) [614234A](#) [715780A](#) [NTNS3166NZT5G](#) [751625C](#) [873612G](#) [IRF7380TRHR](#)
[IPS70R2K0CEAKMA1](#) [RJK60S3DPP-E0#T2](#) [RJK60S5DPK-M0#T0](#) [APT5010JVFR](#) [APT12031JFLL](#) [APT12040JVR](#) [DMN3404LQ-7](#)
[NTE6400](#) [JANTX2N6796U](#) [JANTX2N6784U](#) [JANTXV2N5416U4](#) [SQM110N05-06L-GE3](#) [SIHF35N60E-GE3](#)