

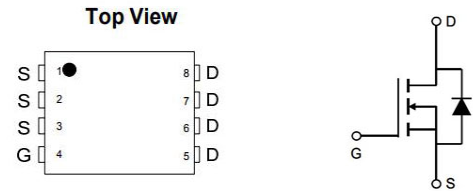

**30V /65A Single N Power MOSFET**
**General Description**

30V /65A Single N Power MOSFET

 Very low on-resistance  $R_{DS(on)}$  @  $V_{GS}=4.5\text{ V}$ 

Pb-free lead plating; RoHS compliant

$V_{DS}$	30	V
$R_{DS(on),TYP@V_{GS}=10V}$	5.3	m $\Omega$
$R_{DS(on),TYP@V_{GS}=4.5}$	8.3	m $\Omega$
$I_D$	65	A



Part ID	Package Type	Marking	Tape and reel information
SM6426D1RL	DFN5x6	6426	3000


 100% UIS Tested  
 100% Kg Tested

Parameter	Symbol	Maximum	Units
Drain-Source Voltage	$V_{DS}$	30	V
Gate-Source Voltage	$V_{GS}$	20	$\pm V$
Continuous Drain Current <sup>A</sup>	$I_D$	$T_A=25^\circ C$	A
		$T_A=70^\circ C$	
Pulsed Drain Current <sup>B</sup>	$I_{DM}$	104.0	
Avalanche Current <sup>G</sup>	$I_{AR}$	20.8	
Repetitive avalanche energy $L=0.1\text{mH}$ <sup>G</sup>	$E_{AR}$	47.8	mJ
Power Dissipation <sup>A</sup>	$P_D$	$T_A=25^\circ C$	W
		$T_A=70^\circ C$	
Junction and Storage Temperature Range	$T_J, T_{STG}$	-55 to 150	$^\circ C$

**Thermal Characteristics**

Parameter	Symbol	Typ	Max	Units
Maximum Junction-to-Ambient <sup>A</sup>	$R_{\theta JA}$	18	28	$^\circ C/W$
Maximum Junction-to-Ambient <sup>A</sup>		Steady State	37	45
Maximum Junction-to-Lead <sup>c</sup>	$R_{\theta JL}$	11	18	$^\circ C/W$

**STATIC PARAMETERS**

Symbol	Parameter	Conditions	Min	Typ	Max	Units
BV <sub>DSS</sub>	Drain-Source Breakdown Voltage	I <sub>D</sub> = -250uA, V <sub>GS</sub> = 0V	30			V
I <sub>DSS</sub>	Zero Gate Voltage Drain Current	V <sub>DS</sub> =30V, V <sub>GS</sub> =0V			1 5	uA
I <sub>GSS</sub>	Gate-Body leakage current	V <sub>DS</sub> = 0V, V <sub>GS</sub> = ±20V			±100	nA
V <sub>GS(th)</sub>	Gate Threshold Voltage	V <sub>DS</sub> = V <sub>GS</sub> I <sub>D</sub> = 250μA	1.3	1.9	2.5	V
R <sub>DS(ON)</sub>	Static Drain-Source On-Resistance	V <sub>GS</sub> =10V, I <sub>D</sub> =20A		5.3	7.5	mΩ
		V <sub>GS</sub> =4.5V, I <sub>D</sub> =20A		8.3	10.7	
g <sub>FS</sub>	Forward Transconductance	V <sub>DS</sub> =5V, I <sub>D</sub> =20A		78		S
V <sub>SD</sub>	Diode Forward Voltage	I <sub>S</sub> =1A, V <sub>GS</sub> =193V		0.72	1	V
I <sub>S</sub>	Maximum Body-Diode Continuous Current				65	A

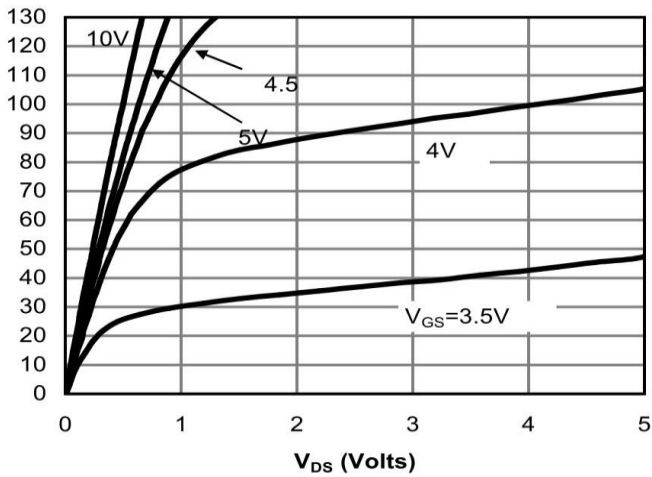
**DYNAMIC PARAMETERS**

Symbol	Parameter	Conditions	Min	Typ	Max	Units
C <sub>iss</sub>	Input Capacitance	V <sub>GS</sub> =0V, V <sub>DS</sub> =15V, f=1MHz		1930	2354	pF
C <sub>oss</sub>	Output Capacitance			290	356	pF
C <sub>rss</sub>	Reverse Transfer Capacitance			230	273	pF
R <sub>g</sub>	Gate resistance	V <sub>GS</sub> =0V, V <sub>DS</sub> =0V, f=1MHz			5.5	Ω

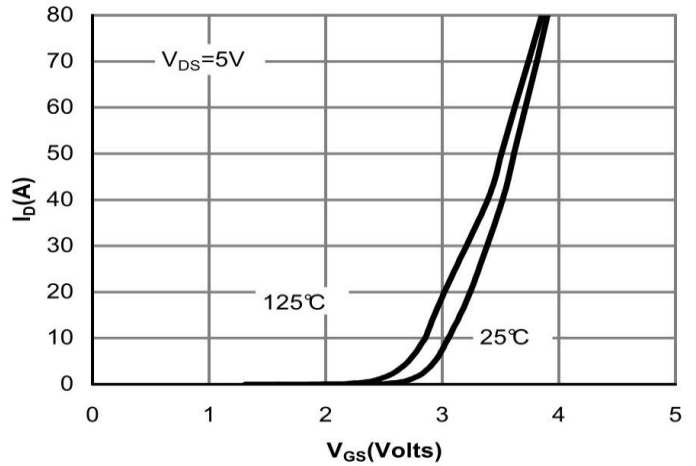
**SWITCHING PARAMETERS**

Symbol	Parameter	Conditions	Min	Typ	Max	Units
Q <sub>g</sub> (10V)	Total Gate Charge	V <sub>GS</sub> =10V, V <sub>DS</sub> =15V, I <sub>D</sub> =20A		18		nC
Q <sub>g</sub> 4.5V)	Total Gate Charge			9		
Q <sub>gs</sub>	Gate Source Charge			7.7		
Q <sub>gd</sub>	Gate Drain Charge			11		
t <sub>D(on)</sub>	Turn-On DelayTime	V <sub>GS</sub> =10V, V <sub>DS</sub> =15V, R <sub>L</sub> =0.75Ω, R <sub>GEN</sub> =3Ω		7		ns
t <sub>r</sub>	Turn-On Rise Time			5.6		
t <sub>D(off)</sub>	Turn-Off DelayTime			19.6		
t <sub>f</sub>	Turn-Off Fall Time			6.3		
t <sub>rr</sub>	Body Diode Reverse Recovery Time	I <sub>F</sub> =-8A, dI/dt=500A/μs		14		ns
Q <sub>rr</sub>	Body Diode Reverse Recovery Charge	I <sub>F</sub> =18A, dI/dt=500A/μs		40		nC

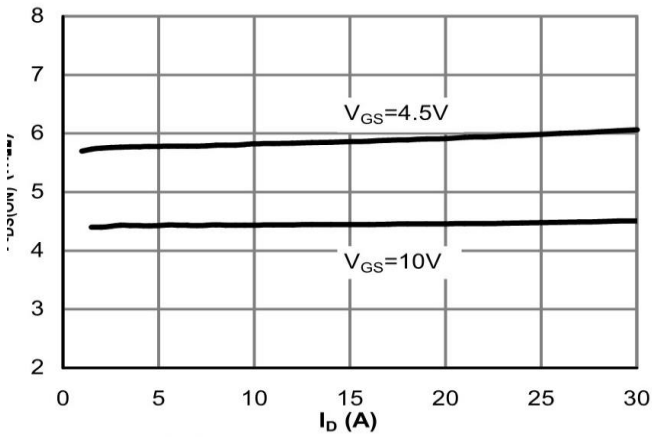
**DC ELECTRICAL AND THERMAL CHARACTERISTICS**



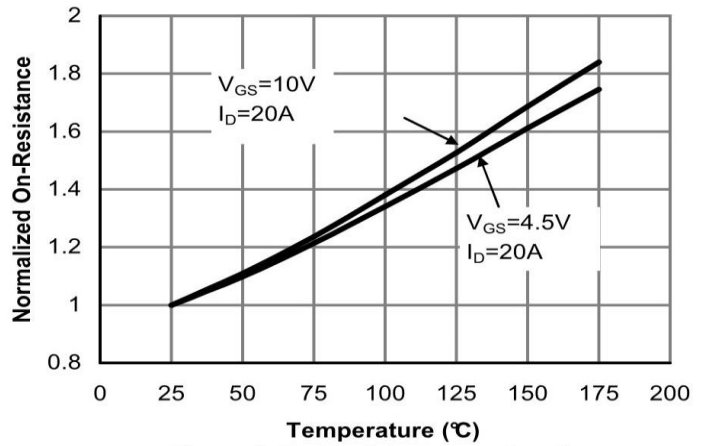
**Fig 1: On-Region Characteristics (Note E)**



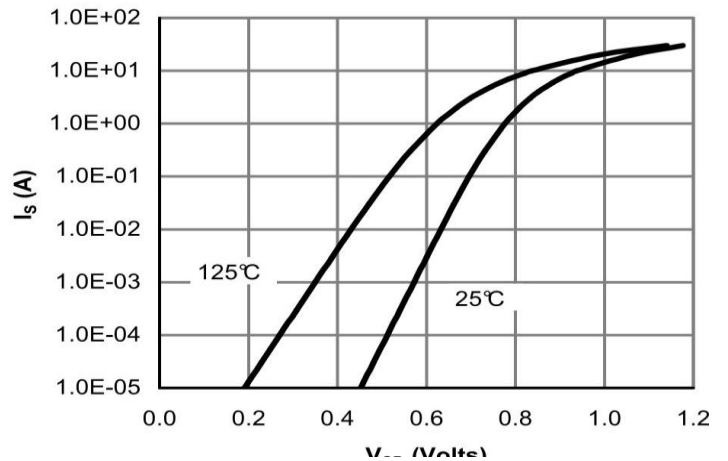
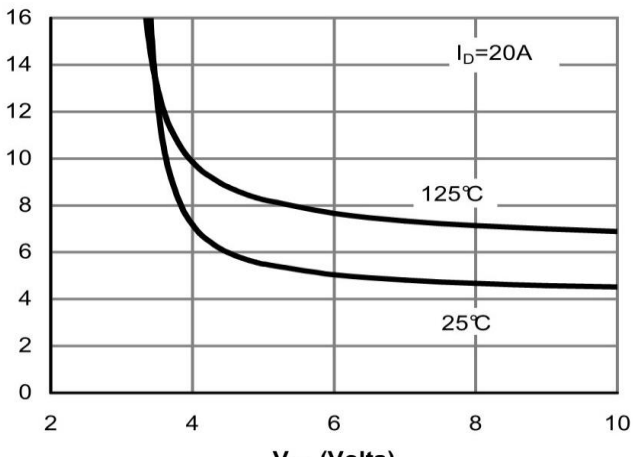
**Figure 2: Transfer Characteristics (Note E)**



**Figure 3: On-Resistance vs. Drain Current and Gate Voltage (Note E)**



**Figure 4: On-Resistance vs. Junction Temperature (Note E)**



ICAL ELECTRICAL AND THERMAL CHARACTERISTICS

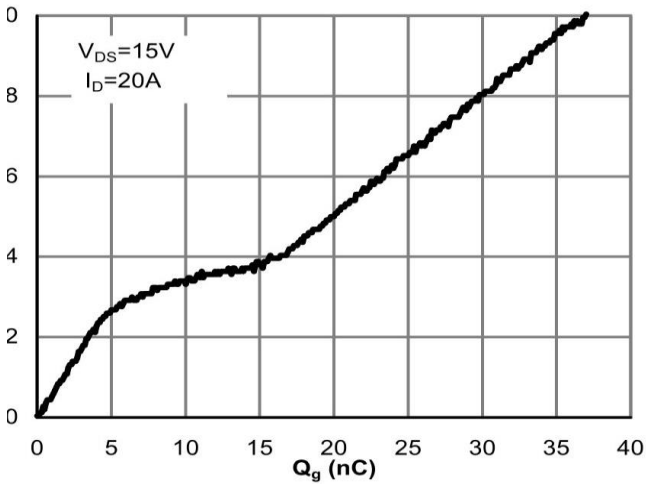


Figure 7: Gate-Charge Characteristics

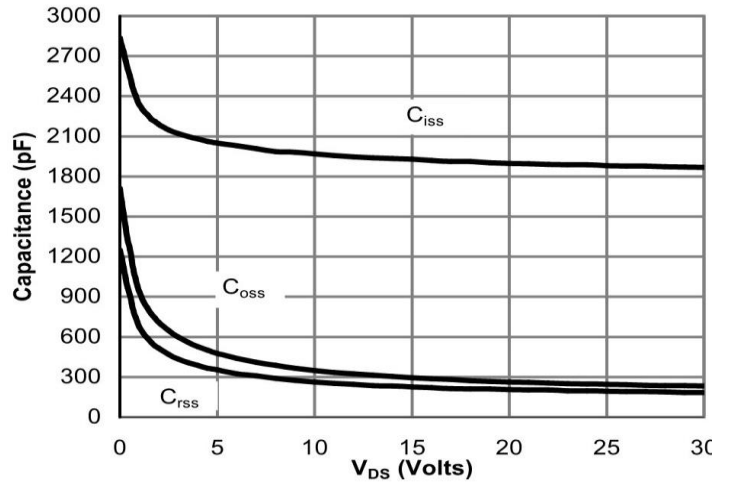


Figure 8: Capacitance Characteristics

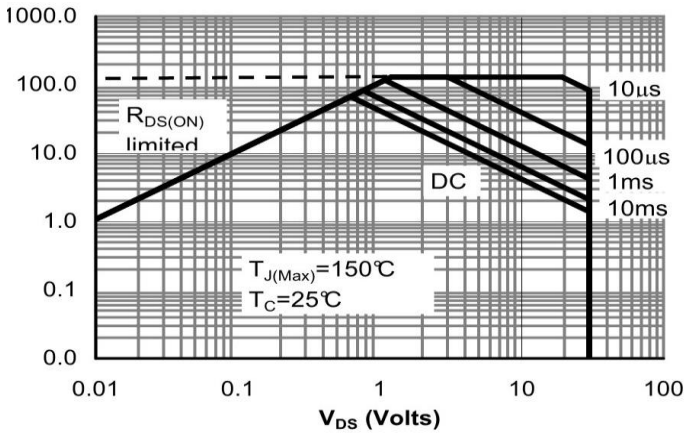


Figure 9: Maximum Forward Biased Safe Operating Area (Note F)

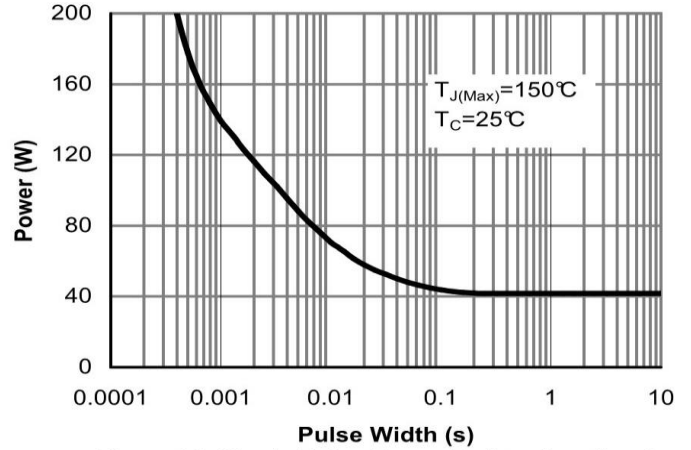
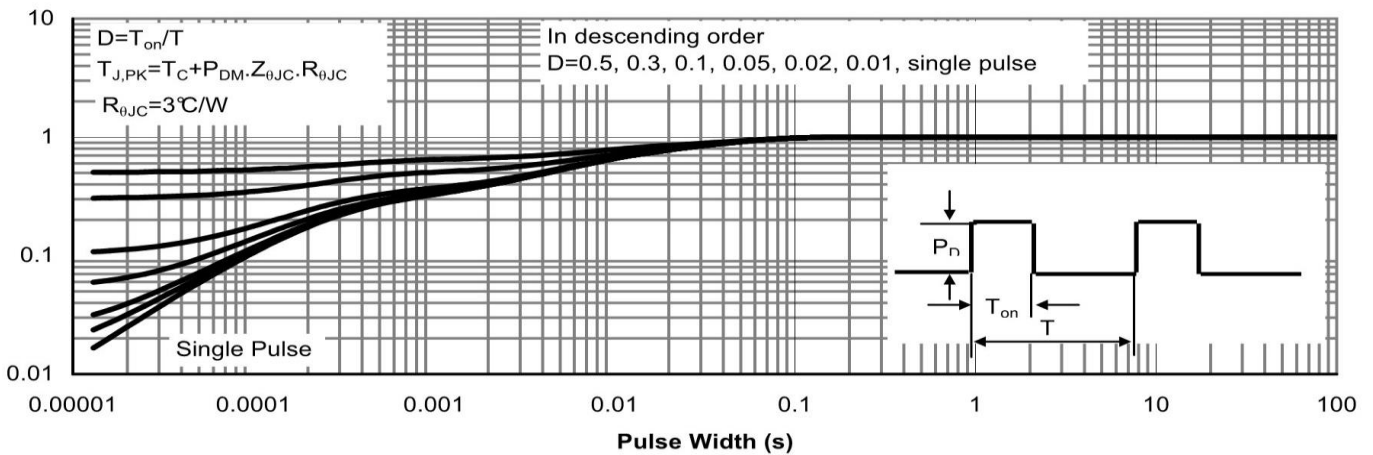


Figure 10: Single Pulse Power Rating Junction-to-Case (Note F)



## X-ON Electronics

Largest Supplier of Electrical and Electronic Components

*Click to view similar products for [MOSFET](#) category:*

*Click to view products by [SPS](#) manufacturer:*

Other Similar products are found below :

[614233C](#) [648584F](#) [MCH3443-TL-E](#) [MCH6422-TL-E](#) [FDPF9N50NZ](#) [FW216A-TL-2W](#) [FW231A-TL-E](#) [APT5010JVR](#) [NTNS3A92PZT5G](#)  
[IRF100S201](#) [JANTX2N5237](#) [2SK2464-TL-E](#) [2SK3818-DL-E](#) [FCA20N60\\_F109](#) [FDZ595PZ](#) [STD6600NT4G](#) [FSS804-TL-E](#) [2SJ277-DL-E](#)  
[2SK1691-DL-E](#) [2SK2545\(Q,T\)](#) [D2294UK](#) [405094E](#) [423220D](#) [MCH6646-TL-E](#) [TPCC8103,L1Q\(CM](#) [367-8430-0972-503](#) [VN1206L](#)  
[424134F](#) [026935X](#) [051075F](#) [SBVS138LT1G](#) [614234A](#) [715780A](#) [NTNS3166NZT5G](#) [751625C](#) [873612G](#) [IRF7380TRHR](#)  
[IPS70R2K0CEAKMA1](#) [RJK60S3DPP-E0#T2](#) [RJK60S5DPK-M0#T0](#) [APT5010JVFR](#) [APT12031JFLL](#) [APT12040JVR](#) [DMN3404LQ-7](#)  
[NTE6400](#) [JANTX2N6796U](#) [JANTX2N6784U](#) [JANTXV2N5416U4](#) [SQM110N05-06L-GE3](#) [SIHF35N60E-GE3](#)