
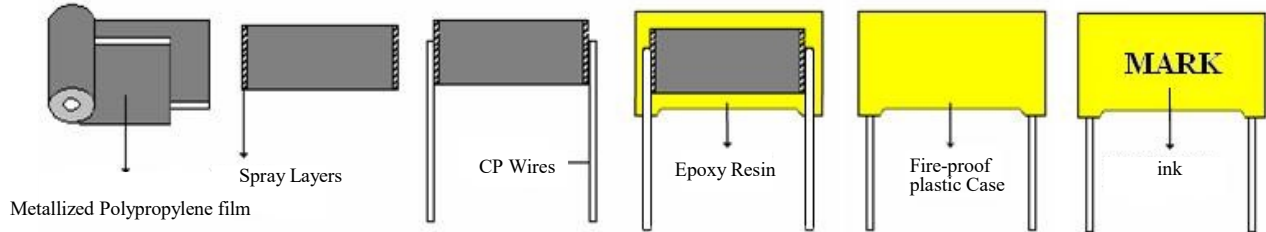


MKP-X2 Metallized Polypropylene Film Capacitor, Class Type:X2-MPX



Product image

Type	Cap (μF)	Rated Voltage	Capacitance Tolerance	(mm) Dimensions (mm)					
				W±0.5	H±0.5	T±0.5	P±0.5	Lmin	Φd
MKP-X2-10NR10/310	0.01uF	310VAC	K	13	11	5	10	20	0.6
MKP-X2-22NR10/310	0.022uF	310VAC	K	13	11	5	10	20	0.6
MKP-X2-33NR10/310	0.033uF	310VAC	K	13	11	5	10	20	0.6
MKP-X2-47NR10/310	0.047uF	310VAC	K	13	11	5	10	20	0.6
MKP-X2-68NR10/310	0.068uF	310VAC	K	13	11	5	10	20	0.6
MKP-X2-100NR10/310	0.1uF	310VAC	K	13	11	5	10	20	0.6
MKP-X2-100NR15/310	0.1uF	310VAC	K	18	12	6	15	20	0.6
MKP-X2-150NR10/310	0.15uF	310VAC	K	13	12	6	10	20	0.6
MKP-X2-150NR15/310	0.15uF	310VAC	K	18	13.5	7.5	15	20	0.6
MKP-X2-220NR10/310	0.22uF	310VAC	K	13	12	6	10	20	0.6
MKP-X2-220NR15/310	0.22uF	310VAC	K	18	12	6	15	20	0.6
MKP-X2-330NR15/310	0.33uF	310VAC	K	18	14.5	8.5	15	20	0.6
MKP-X2-330NR22/310	0.33uF	310VAC	K	26.5	16.5	7	22.5	20	0.6
MKP-X2-470NR15/310	0.47uF	310VAC	K	18	14.5	8.5	15	20	0.6
MKP-X2-470NR22/310	0.47uF	310VAC	K	26.5	16.5	7	22.5	20	0.6
MKP-X2-560NR15/310	0.56uF	310VAC	K	18	16	10	15	20	0.6
MKP-X2-1UR22/310	1.0uF	310VAC	K	26.3	19	10	22.5	20	0.6
MKP-X2-2UR27/310	2.0uF	310VAC	K	31.5	21.6	13	27.5	20	0.6
MKP-X2-3U3R27/310	3.3uF	310VAC	K	31.5	31	22	27.5	20	0.6
MKP-X2-4U7R27/310	4.7uF	310VAC	K	31	31	22	27.5	20	0.6
MKP-X2-1U5R22/310	1.5uF	310VAC	K	26.3	21.5	12	22.5	20	0.6
MKP-X2-1U5R27/310	1.5uF	310VAC	K	31.5	19.5	10.8	27.5	20	0.6
MKP-X2-2U2R22/310	2.2uF	310VAC	K	26.3	21.6	12	22.5	20	0.6
MKP-X2-2U2R27/310	2.2uF	310VAC	K	31.5	21.6	13	27.5	20	0.6



Safety Approvals



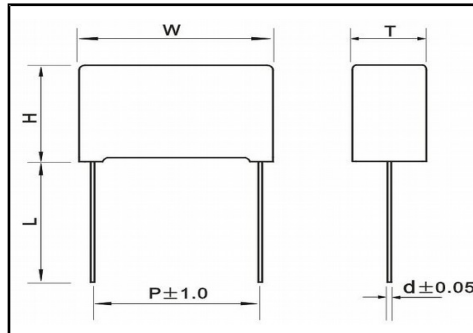
Specification :

Reference Standards:	GB14472-2005(China)IEC60384-1 (International) EN132400,EN60384-14,IEC60384-14
Rated Voltage(U_R):	310VAC
Operation Temperature Range:	-40°C — +110°C
Capacitance Range :	0.0047 μ F — 4.7 μ F
Capacitance Tolerance Range :	K(\pm 10%)
Dielectric :	Polypropylene Film
Dissipation Factor $\tan\delta$: (25°C \pm 5°C)	\leq 0.15% (CR \leq 1 μ F) \leq 0.3% (CR > 1 μ F) (25°C \pm 5°C,10KHz)
Insulation Resistance: Between Terminals:	100VDC , 1Min (20 \pm 5°C) C \leq 0.33 μ F \geq 30000M Ω C > 0.33 μ F \geq 10000 M Ω ·S
Withstand Voltage:	Between Terminals CR \leq 1.0 μ F 1800VDC(2S) CR > 1.0 μ F 4.3U _R VDC(2S) Between Terminals to Case 2100VAC
Life. Test Conditions:	100 \pm 2°C , 1.25U _R , 1,000Hours Capacitance Drift: \leq \pm 3% Of the initial value \leq 0.06%

Metallized Polypropylene Film Capacitor, Class Type:X2-MPX

Are non-inductively wound with metallized polypropylene film as dielectric/electrode with copper-clad steel leads and encapsulated in a plastic case sealed with epoxy resin.

Outline Drawing :



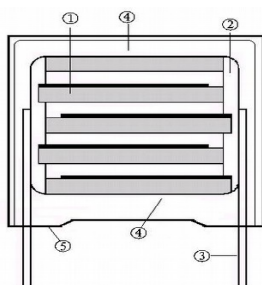
◇ Features :

- Box type provides the identical outer appearance.
- Withstanding overvoltage stressing.
- Excellent active and passive flame resistant abilities.
- Withstanding 2.5KV impulse voltage, Class X2.

◇ Typical Applications :

- As an across-the-line type noise suppression capacitor, and suitable
- Grid power supply of electronic instruments and electronic equipment, switch, contacts produces a spark discharge sites.
- Electric tools, lighting, hair dryers, water heaters and other household electrical appliances

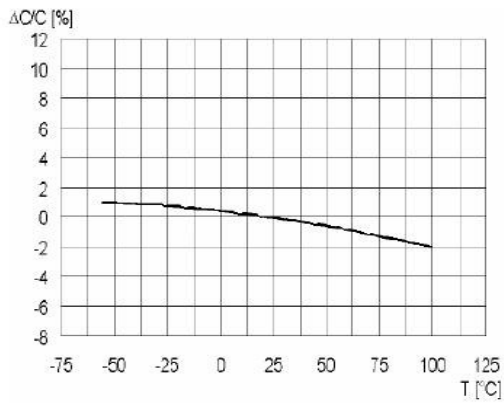
structure chart :



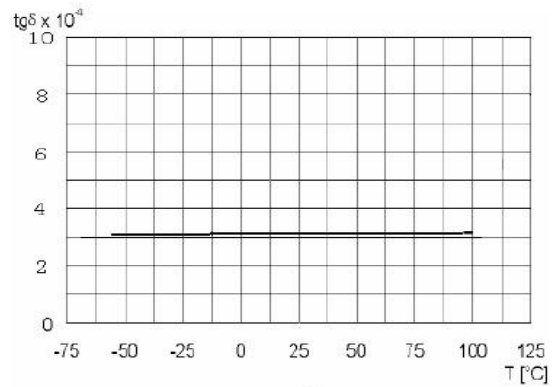
- ① Metallized Polypropylene film
- ② Spray Layers
- ③ CP Wires
- ④ Epoxy Resin
- ⑤ Fire-proof plastic Case

Dissipation Factor $\leq 0.06\%$ Of increased value

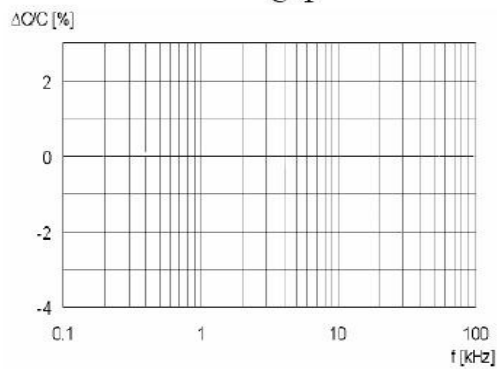
Polypropylene film capacitor characteristic curve:



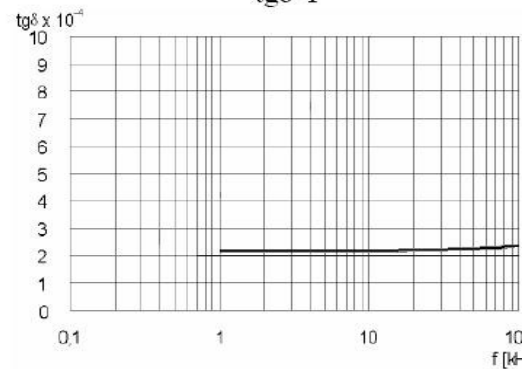
C-T



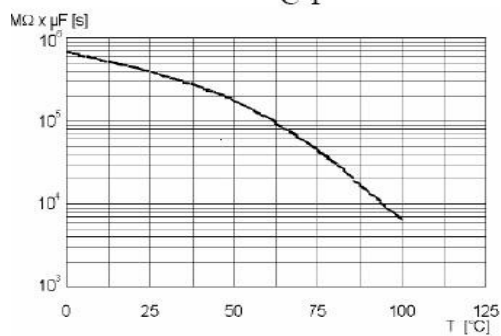
$\text{tg}\delta$ -T



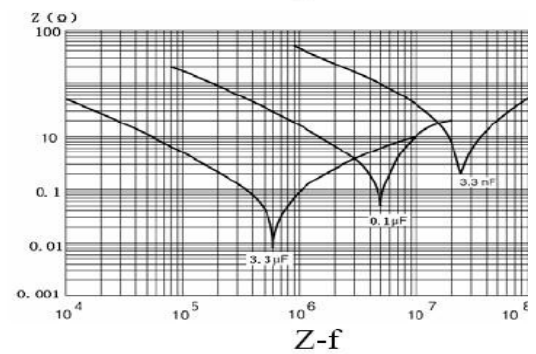
C-f



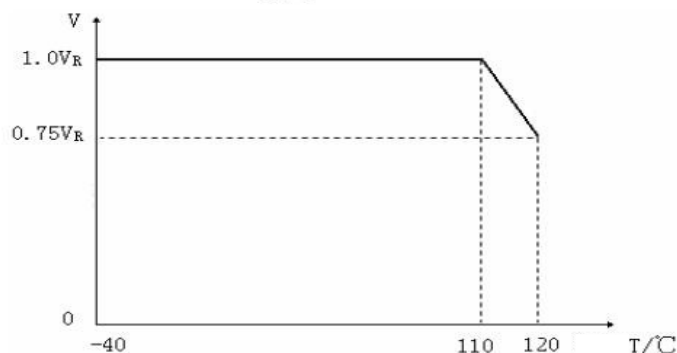
$\text{tg}\delta$ -f



R-T



Z-f



T-V

X-ON Electronics

Largest Supplier of Electrical and Electronic Components

Click to view similar products for [Film Capacitors](#) category:

Click to view products by [SR Passives](#) manufacturer:

Other Similar products are found below :

[F339X134748MIP2T0](#) [F450KG153J250ALH0J](#) [750-1018](#) [FKP1-1500160010P15](#) [FKP1R031007D00JYSD](#) [FKP1R031507E00JYSD](#)
[FKP1U024707E00KYSD](#) [82DC4100CK60J](#) [82EC1100DQ50K](#) [PFR5101J100J11L16.5TA18](#) [PME261JB5220KR19T0](#) [A451GK223M040A](#)
[A561ED221M450A](#) [QXJ2E474KTPT](#) [QXL2B333KTPT](#) [R49AN347000A1K](#) [EEC2G505HQA406](#) [B25668A6676A375](#) [B25673A4282E140](#)
[BFC233868148](#) [BFC2370GC222](#) [C3B2AD44400B20K](#) [C4ASWBU3220A3EK](#) [CB027C0473J--](#) [CB177I0184J--](#) [CB182K0184J--](#) [23PW210](#)
[950CQW5H-F](#) [SBDC3470AA10J](#) [SCD105K122A3-22](#) [2N3155](#) [A571EH331M450A](#) [FKP1-2202KV5P15](#) [FKS3-680040010P10](#)
[QXL2E473KTPT](#) [445450-1](#) [B25669A3996J375](#) [46KI322000M1M](#) [46KR415050M1K](#) [4BSNBX4100ZBFJ](#) [MKP383510063JKP2T0](#)
[MKPY2-.02230020P15](#) [MKT 1813-368-015](#) [4055292001](#) [46KN410000N1K](#) [EEC2E106HQA405](#) [EEC2G205HQA402](#) [EEC2G805HQA415](#)
[P409CP224M250AH470](#) [82EC2150DQ50K](#)