















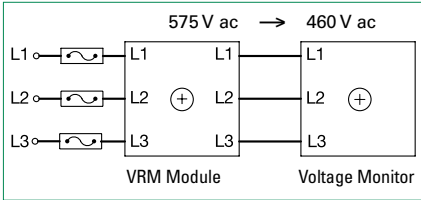

ELECTRICAL

ELECTRICAL ACCESSORIES																																			
Product	Features	Accessory For																																	
<p>PGA-1100.0010 Diode Logic Unit</p> 	<p>Used in installations with more than one breaker and more than one Littelfuse Arc-Flash Relay. It separates the trip paths, so the breakers can be tripped independently from each other.</p> <p>Full datasheet and ordering information available at www.littelfuse.com/pga1100</p>	<p>PGR-8800 D0920 AF0500 D1000 AF0100</p>																																	
<p>P1004-XX-(X) Versa-Pot</p> <table border="1"> <thead> <tr> <th>PART NUMBER</th> <th>WITH WIRE LEADS</th> <th>VALUE</th> </tr> </thead> <tbody> <tr><td>P1004-199</td><td></td><td>50 kΩ</td></tr> <tr><td>P1004-174</td><td></td><td>100 kΩ</td></tr> <tr><td>P1004-175</td><td></td><td>200 kΩ</td></tr> <tr><td>P1004-95</td><td>P1004-95-X</td><td>100 kΩ</td></tr> <tr><td>P1004-17</td><td></td><td>500 kΩ</td></tr> <tr><td>P1004-16</td><td>P1004-16-X</td><td>1M Ω</td></tr> <tr><td>P1004-15</td><td></td><td>1.5M Ω</td></tr> <tr><td>P1004-14</td><td></td><td>2M Ω</td></tr> <tr><td>P1004-12</td><td>P1004-12-X</td><td>3M Ω</td></tr> <tr><td>P1004-13</td><td></td><td>5M Ω</td></tr> </tbody> </table> 	PART NUMBER	WITH WIRE LEADS	VALUE	P1004-199		50 kΩ	P1004-174		100 kΩ	P1004-175		200 kΩ	P1004-95	P1004-95-X	100 kΩ	P1004-17		500 kΩ	P1004-16	P1004-16-X	1M Ω	P1004-15		1.5M Ω	P1004-14		2M Ω	P1004-12	P1004-12-X	3M Ω	P1004-13		5M Ω	<p>Panel mountable, industrial potentiometer recommended for remote time delay adjustment. The shaft is slotted for screwdriver adjustment and serrated for slip-proof finger adjustment. Accepts Versa-Knob or Lock Shaft. May be ordered with two 8 in (20.3 cm) wires soldered to pot (clockwise increase) and female quick connect terminals on other ends by adding suffix -X to end of part number.</p> <p>Specifications Rating 0.25 W at 55 °C Taper Linear Shaft Rotation 300° ±5° Tolerance ±10 % Shaft Diameter 0.25 in</p>	<p>P1004-95 & P1004-95-X: Consult individual datasheet for compatibility</p> <p>P1004-174 & P1004-175: PHS Series</p> <p>P1004-16 & P1004-16-X: Series: ERDM ERDI ERD3 TRB TRM TRS TS1 TS6</p> <p>P1004-15, P1004-14, P1004-13, P1004-12, & P1004-12-X: Series: ORB ORM ORS TAC1 THD7 TRB TRM TRS TS1 TS2 TS4 TS6 TSD7 TSU2000</p>
PART NUMBER	WITH WIRE LEADS	VALUE																																	
P1004-199		50 kΩ																																	
P1004-174		100 kΩ																																	
P1004-175		200 kΩ																																	
P1004-95	P1004-95-X	100 kΩ																																	
P1004-17		500 kΩ																																	
P1004-16	P1004-16-X	1M Ω																																	
P1004-15		1.5M Ω																																	
P1004-14		2M Ω																																	
P1004-12	P1004-12-X	3M Ω																																	
P1004-13		5M Ω																																	
<p>P0700-7 Versa-Knob</p> 	<p>Versa-Knob is designed for 0.25 in (6.35 mm) shaft of Versa-Pot. Semi-gloss industrial black finish.</p>	<p>P1004-XX-(X)</p>																																	
<p>P0700-8 Lock Shaft</p> 	<p>Fits 0.25 in (6.35 mm) potentiometer shafts. Locks by tightening nut onto four tapered/slotted fingers. Pressure on the shaft locks control against mis-adjustment. Nickel plated brass finish.</p>	<p>P1004-XX-(X)</p>																																	
<p>P1004-9 P1004-10 P1004-31 Mini-Pot</p>  <table border="1"> <thead> <tr> <th>PART NUMBER</th> <th>VALUE</th> </tr> </thead> <tbody> <tr><td>P1004-9</td><td>500kΩ</td></tr> <tr><td>P1004-10</td><td>1MΩ</td></tr> <tr><td>P1004-31</td><td>3MΩ</td></tr> </tbody> </table>	PART NUMBER	VALUE	P1004-9	500kΩ	P1004-10	1MΩ	P1004-31	3MΩ	<p>A high quality, industrial potentiometer for remote time delay adjustment. The shaft extends through the timer's center hole for easy panel mounting. Use mini-mount bracket for standup mounting of timer. Adjustment by screwdriver or mini-knob. May be ordered with two 3 in (7.6 cm) wires soldered to pot (clockwise increase) and female quick connect terminals on other ends by adding suffix -X to end of part number.</p> <p>Specifications Rating 0.25 W at 55 °C Taper Linear Shaft Rotation 300° ±5° Tolerance ±10 % Shaft Diameter 0.125 in (3.2 mm)</p>	<p>Series: TAC1 TS1 TS2 TS4 TS6 TSD7 TSU2000</p>																									
PART NUMBER	VALUE																																		
P1004-9	500kΩ																																		
P1004-10	1MΩ																																		
P1004-31	3MΩ																																		
<p>P0700-21 Mini-Knob</p> 	<p>Mini-Knob is designed for 0.125 in (3.2 mm) shaft of Mini-Pot. Semi-gloss industrial black finish.</p>	<p>P1004-9 P1004-10 P1004-31</p>																																	

ELECTRICAL

ELECTRICAL ACCESSORIES																																																																												
Product	Features		Accessory For																																																																									
<p>P0200-19 Heat Sink Compound 2 grams</p> <p>P0200-20 Heat Sink Compound 100 grams</p> 	<p>Single package/container of heat sink compound consisting of primarily zinc oxide and having a 12 month shelf life (EOD date on the label). P0200-19 mounts one high current, plated 2 x 2 in (50.8 x 50.8 mm) timer or flasher. P0200-20 mounts 50+ units.</p>		<p>Any 2 x 2 in (50.8 x 50.8 mm) plated timer or flasher.</p>																																																																									
<p>P1015-18 Quick Connect Screw Adaptor</p> 	<p>Screw adaptor terminal designed for use with all modules with 0.25 in (6.35 mm) male quick connect terminals. Screw terminal accepts ring or spade terminals.</p>		<p>Modules with 0.25 in (6.35 mm) male quick connect terminals. Consult the individual datasheet to determine compatibility.</p>																																																																									
<p>P1015-13 P1015-64 P1015-14 Female Quick Connect Terminals</p> 	<p>These 0.25 in (6.35 mm) female terminals are constructed with an insulator barrel to provide strain relief.</p>		<p>Consult individual datasheet to determine compatibility.</p>																																																																									
<p>P0400 Time Adjustment Dials</p> 	<table border="1"> <thead> <tr> <th>PART NUMBER</th> <th>RANGE</th> <th>INCREMENTS</th> </tr> </thead> <tbody> <tr> <td>P0400-12</td> <td>0.05 - 1 s</td> <td>0.1 s</td> </tr> <tr> <td>P0400-86</td> <td>0.1 - 10 m</td> <td>1 m</td> </tr> <tr> <td>P0400-82</td> <td>0.1 - 10 s</td> <td>1 s</td> </tr> <tr> <td>P0400-17</td> <td>1 - 30 s</td> <td>5 s</td> </tr> <tr> <td>P0400-83</td> <td>1 - 60 s</td> <td>10 s</td> </tr> <tr> <td>P0400-27</td> <td>0 - 10</td> <td>MRD*</td> </tr> </tbody> </table> <p>*Multiplier Reference Dial</p>	PART NUMBER	RANGE	INCREMENTS	P0400-12	0.05 - 1 s	0.1 s	P0400-86	0.1 - 10 m	1 m	P0400-82	0.1 - 10 s	1 s	P0400-17	1 - 30 s	5 s	P0400-83	1 - 60 s	10 s	P0400-27	0 - 10	MRD*	<p>Dials for use with remote Versa-Pot and panel mounted Mini-Pot. Reverse screen printed on clear plastic to avoid damage to printed image.</p>		<p>P1004-9 P1004-10 P1004-12 P1004-13 P1004-16 P1004-31 P1004-95</p>																																																			
PART NUMBER	RANGE	INCREMENTS																																																																										
P0400-12	0.05 - 1 s	0.1 s																																																																										
P0400-86	0.1 - 10 m	1 m																																																																										
P0400-82	0.1 - 10 s	1 s																																																																										
P0400-17	1 - 30 s	5 s																																																																										
P0400-83	1 - 60 s	10 s																																																																										
P0400-27	0 - 10	MRD*																																																																										
<p>VTPXX VTP</p> 	<p>The VTP Series mounts on modules with in-line adjustment terminals. Rated at 0.25 W at 55 °C. Available in resistance values from 5 kΩ to 5 MΩ</p>		<p>Series: TAC1 THD7 THDM TS1 TS2 TS4 TS6 TS7</p>																																																																									
<table border="1"> <thead> <tr> <th>PART NUMBER</th> <th>R_T VALUE</th> <th>RANGE</th> <th>PART NUMBER</th> <th>R_T VALUE</th> <th>RANGE</th> </tr> </thead> <tbody> <tr> <td>VTP0E</td> <td>250 kΩ</td> <td>0.5–20s</td> <td>VTP3L</td> <td>2 MΩ</td> <td>0.1–4 m</td> </tr> <tr> <td>VTP1B</td> <td>0.5 MΩ</td> <td>0.05–3s</td> <td>VTP4B</td> <td>3 MΩ</td> <td>0.05–3 s</td> </tr> <tr> <td>VTP1C</td> <td>0.5 MΩ</td> <td>0.1–10s</td> <td>VTP4F</td> <td>3 MΩ</td> <td>0.5–60 s</td> </tr> <tr> <td>VTP1D</td> <td>0.5 MΩ</td> <td>0.5–10s</td> <td>VTP4J</td> <td>3 MΩ</td> <td>2–180 s</td> </tr> <tr> <td>VTP2A</td> <td>1 MΩ</td> <td>0.05–1s</td> <td>VTP4P</td> <td>3 MΩ</td> <td>1–100 m</td> </tr> <tr> <td>VTP2C</td> <td>1 MΩ</td> <td>0.1–10s</td> <td>VTP5G</td> <td>5 MΩ</td> <td>1–100 s</td> </tr> <tr> <td>VTP2E</td> <td>1 MΩ</td> <td>0.5–20s</td> <td>VTP5K</td> <td>5 MΩ</td> <td>10–1000 s</td> </tr> <tr> <td>VTP2F</td> <td>1 MΩ</td> <td>0.5–60s</td> <td>VTP5N</td> <td>5 MΩ</td> <td>0.1–10 m</td> </tr> <tr> <td>VTP2J</td> <td>1 MΩ</td> <td>2–180s</td> <td>VTP5P</td> <td>5 MΩ</td> <td>1–100 m</td> </tr> <tr> <td>VTP2P</td> <td>1 MΩ</td> <td>1–100m</td> <td>VTPDF</td> <td>50 kΩ</td> <td>0.5–60 s</td> </tr> <tr> <td>VTP3B</td> <td>2 MΩ</td> <td>0.05–3s</td> <td></td> <td></td> <td></td> </tr> </tbody> </table>	PART NUMBER	R _T VALUE	RANGE	PART NUMBER	R _T VALUE	RANGE	VTP0E	250 kΩ	0.5–20s	VTP3L	2 MΩ	0.1–4 m	VTP1B	0.5 MΩ	0.05–3s	VTP4B	3 MΩ	0.05–3 s	VTP1C	0.5 MΩ	0.1–10s	VTP4F	3 MΩ	0.5–60 s	VTP1D	0.5 MΩ	0.5–10s	VTP4J	3 MΩ	2–180 s	VTP2A	1 MΩ	0.05–1s	VTP4P	3 MΩ	1–100 m	VTP2C	1 MΩ	0.1–10s	VTP5G	5 MΩ	1–100 s	VTP2E	1 MΩ	0.5–20s	VTP5K	5 MΩ	10–1000 s	VTP2F	1 MΩ	0.5–60s	VTP5N	5 MΩ	0.1–10 m	VTP2J	1 MΩ	2–180s	VTP5P	5 MΩ	1–100 m	VTP2P	1 MΩ	1–100m	VTPDF	50 kΩ	0.5–60 s	VTP3B	2 MΩ	0.05–3s							
PART NUMBER	R _T VALUE	RANGE	PART NUMBER	R _T VALUE	RANGE																																																																							
VTP0E	250 kΩ	0.5–20s	VTP3L	2 MΩ	0.1–4 m																																																																							
VTP1B	0.5 MΩ	0.05–3s	VTP4B	3 MΩ	0.05–3 s																																																																							
VTP1C	0.5 MΩ	0.1–10s	VTP4F	3 MΩ	0.5–60 s																																																																							
VTP1D	0.5 MΩ	0.5–10s	VTP4J	3 MΩ	2–180 s																																																																							
VTP2A	1 MΩ	0.05–1s	VTP4P	3 MΩ	1–100 m																																																																							
VTP2C	1 MΩ	0.1–10s	VTP5G	5 MΩ	1–100 s																																																																							
VTP2E	1 MΩ	0.5–20s	VTP5K	5 MΩ	10–1000 s																																																																							
VTP2F	1 MΩ	0.5–60s	VTP5N	5 MΩ	0.1–10 m																																																																							
VTP2J	1 MΩ	2–180s	VTP5P	5 MΩ	1–100 m																																																																							
VTP2P	1 MΩ	1–100m	VTPDF	50 kΩ	0.5–60 s																																																																							
VTP3B	2 MΩ	0.05–3s																																																																										

ELECTRICAL

ELECTRICAL ACCESSORIES																	
Product		Features					Accessory For										
<p>LPSM003ZXID Indicating Fuse Holder</p> <p>LPSM003Z Non-indicating Fuse Holder</p> 		<p>Littelfuse POWR-SAFE Dead Front holders provide optimum protection to personnel for Class CC and Midget-Style fuses. 600 V ac/dc</p>					<p>Class CC and Midget-Style fuses</p>										
<p>OKLK002.T Midget Fuse (2 Amp)</p> 		<p>10 x 38 fast acting, high-interrupting capacity, current-limiting type fuse. 600 V ac/500 V dc</p>					FH3P	LPSM003ZXID	LPSM003Z								
<p>VRM6048 Voltage Monitor Accessory Module</p> 		<p>The VRM6048 accessory module allows the voltage monitor to monitor a 3-phase 550 to 600 V ac Line.</p> <p>Adjustment If the measured line voltage is 575 V ac, connect as shown and adjust/select the voltage monitor for 460 V ac operation.</p> <p>Package Molded housing with encapsulated circuitry</p> <p>Mounting Surface mount with one #10 (M5 x 0.8) plastic screw. May be DIN-rail mounted using P1023-20 Adaptor.</p> <p>Termination Screw terminals with captive wire clamps for up to No.12 AWG wire.</p> <p>Operating Storage Humidity Voltage</p> <table border="1"> <tr> <td>Input</td> <td>Output*</td> </tr> <tr> <td>600 V ac</td> <td>480 V ac</td> </tr> <tr> <td>575 V ac</td> <td>460 V ac</td> </tr> <tr> <td>550 V ac</td> <td>440 V ac</td> </tr> </table> <p>*The VRM6048 must be connected as shown. If the voltage monitor is disconnected, the VRM output voltage equals the input voltage.</p>					Input	Output*	600 V ac	480 V ac	575 V ac	460 V ac	550 V ac	440 V ac	<p>Series:</p> <p>PLM PLR PLS TVM TVW (manufactured after December 2003)</p>		
Input	Output*																
600 V ac	480 V ac																
575 V ac	460 V ac																
550 V ac	440 V ac																
<p>VRM6048 Voltage Monitor Accessory Module</p> 																	
<p>V150LA10AP LA Varistor</p> 		<p>The V150LA10AP, a transient voltage surge suppressor, is a radial leaded varistors (MOVs) that is designed to be operated continuously across ac power lines. This UL Recognized varistor requires very little mounting space.</p>					<p>Any of our products that operate below 150 V ac or 200 V dc.</p>										
PRODUCT	MAX. OPERATING VOLTAGE		MAX IMPULSE CURRENT 80.20 μs CURRENT WAVE (A)	VARISTOR VOLTAGE AT 1MA DC TEST CURRENT		PEAK CLAMPING VOLTAGE WITH 80.20 μs WAVE		CAPACITANCE	DISC DIAMETER SIZE (MM)								
	AC (V)	DC (V)		MIN. (V)	MAX. (V)	V _c (V)	1 _{pk} (A)										
V150LA10AP	150	200	4500	216	264	395	50	800	14								

X-ON Electronics

Largest Supplier of Electrical and Electronic Components

Click to view similar products for [Potentiometers](#) category:

Click to view products by [SSAC](#) manufacturer:

Other Similar products are found below :

[590SX1N32F103SS](#) [006-0-1](#) [591SXJ48S252SC](#) [591SXP56S252SC](#) [591SXP56S503SC](#) [D31409](#) [70B1G048K502X-A](#) [70B1M032S502W](#)
[70B1N056S202W](#) [70B8N056F502W](#) [70J8N048S104U](#) [70L1N040P103W](#) [70L1N048P103X](#) [70L1N048S103W](#) [81R1A-R22-A20L](#) [85A2A-](#)
[B28-B27/R51](#) [GS1G044P103UA](#) [GS1T032S103UA](#) [A47-200K](#) [A4720K](#) [RA20LASD251A](#) [132-0-0-502](#) [132-2-0-202](#) [132-0-0-102](#) [132-0-0-](#)
[103](#) [132B00301](#) [RK14K1220-F25-C0-A103](#) [RK14K1220F25C0C104](#) [RK14K1220-F25-C1-B103](#) [14910AABHSX10102KA](#)
[14910F0GJSX10105KA](#) [14910FAGJSX10102KA](#) [14910FBGLFY00103KA](#) [14910AABHSX10103KA](#) [14910AABHSX10502KA](#)
[14910FAGJSX10104KA](#) [ASM6674E](#) [152-01031](#) [P140KH1-F15AR50K](#) [P170SPD-FC15BR10K](#) [P231-EC20BR5K](#) [P270-109A](#) [J97589](#)
[P9A2R000FISX1103MA](#) [248BBHS0XB25104MA](#) [248BBHS0XB25503MA](#) [RV170F-10-15R1-B500K-0021](#) [RV24AF-10-15R1-B500-3](#) [A43-](#)
[750](#) [A47-15K](#)