

(2.54 mm) .100"

# THROUGH-HOLE .025" SQ POST SOCKET

## SPECIFICATIONS

For complete specifications see [www.samtec.com?SSW](http://www.samtec.com?SSW) or [www.samtec.com?SSQ](http://www.samtec.com?SSQ)

**Insulator Material:**  
Black Liquid Crystal Polymer (-S & -D) or Black High Temperature Thermoplastic (-T)

**Contact Material:**  
Phosphor Bronze

**Plating:**

Au or Sn over 50 μm (1.27 μm) Ni

**Current Rating (SSW/TSM):**  
4.7 A per pin (2 pins powered)

**Current Rating (SSQ/TSW):**  
6.3 A per pin (2 pins powered)

**Operating Temp Range:**  
-55 °C to +125 °C with Gold  
-55 °C to +105 °C with Tin

**Insertion Depth:**  
(3.68 mm) .145" to (6.35 mm) .250"

**Normal Force:**  
Standard= 125 grams (4.4 N)

**Max Cycles:**  
100 with 10 μm (0.25 μm) Au

**Voltage Rating:**  
465 VAC / 655 VDC

**RoHS Compliant:**  
Yes

## PROCESSING

**Lead-Free Solderable:**  
Yes:

- S and -D row option
- Wave only:
- P, -T and -Q row option

## RECOGNITIONS

For complete scope of recognitions see [www.samtec.com/quality](http://www.samtec.com/quality)



**Mates With:**  
TSW, MTSW, MTLW,  
EW, ZW, TSS, ZSS,  
TSM, TSSH, HTSS



TYPE STRIP

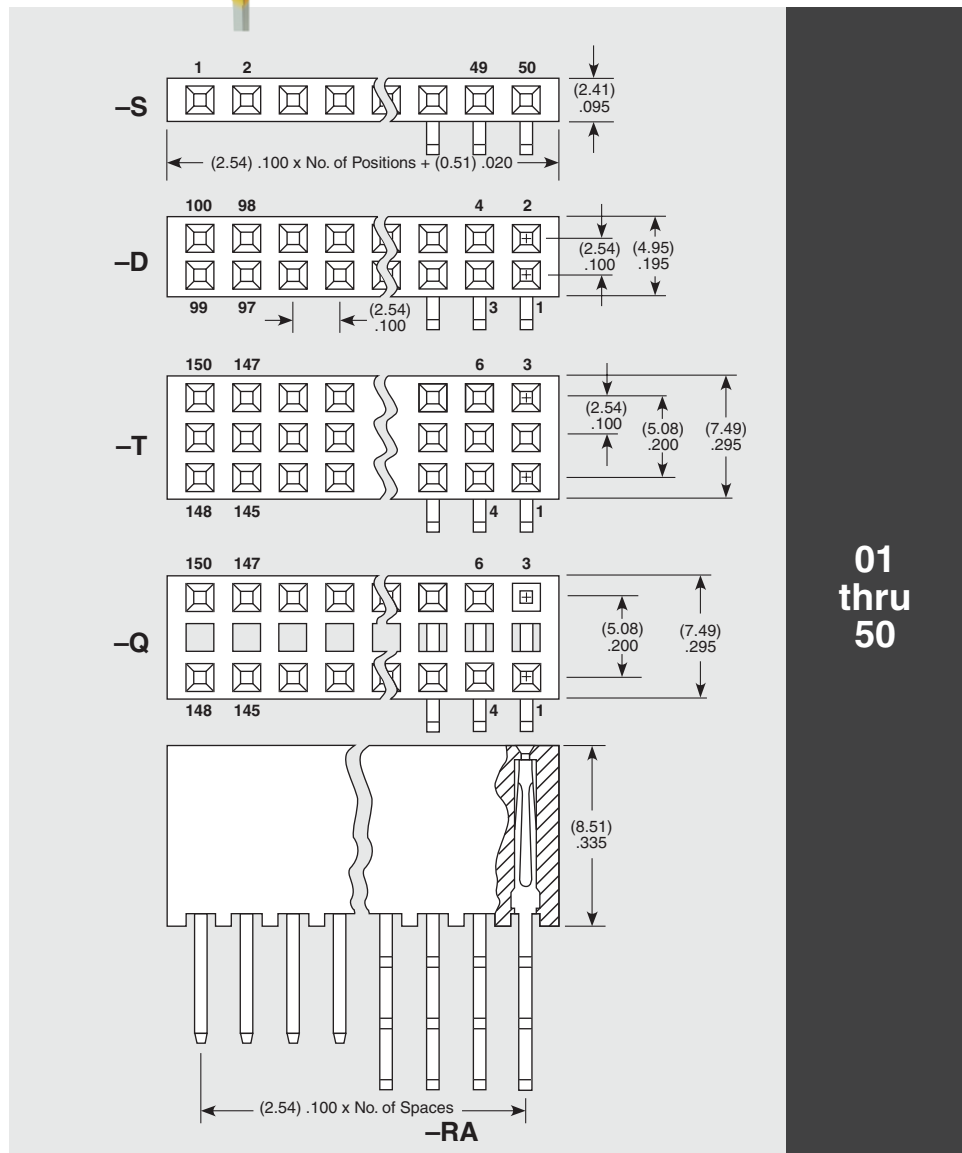
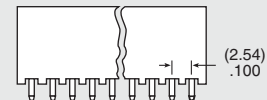
PIN CENTERS

NO. PINS PER ROW

SSW = Solder Tail

-1 = (2.54 mm) .100" Centers

SSQ = Square Tail




**Note:**  
Some lengths, styles and options are non-standard, non-returnable.

Due to technical progress, all designs, specifications and components are subject to change without notice.

[WWW.SAMTEC.COM](http://WWW.SAMTEC.COM)

All parts within this catalog are built to Samtec's specifications. Customer specific requirements must be approved by Samtec and identified in a Samtec customer-specific drawing to apply.



**SSW, SSQ SERIES**

**LEAD STYLE**

**PLATING OPTION**

**ROW OPTION**

**TAIL OPTION**

**OTHER OPTION**

- F**  
= Gold flash on contact, Matte Tin on tail
- L**  
= 10 μ" (0.25 μm) Gold on contact, Matte Tin on tail
- G**  
= 20 μ" (0.51 μm) Gold on contact, Gold flash on tail
- T**  
= Matte Tin  
(-T N/A on LIF contacts)

- S**  
= Single Row
- P**  
= Single Row (36 pins max)
- D**  
= Double Row
- T**  
= Triple Row
- Q**  
= Double Row  
.200" (5.08 mm) row space  
(Outer rows filled only)

- RA**  
= Right-angle  
(Leave blank for straight pin version)

- LL**  
= Locking Lead
- 
- Two leads per strip crimped in opposite directions on or near centerline. Available on tails from (2.29 mm) .090" to (7.87 mm) .310" only. N/A with single row 1 or 2 positions.

- "XXX"**  
= Polarized  
(Specify "XXX" as position number)

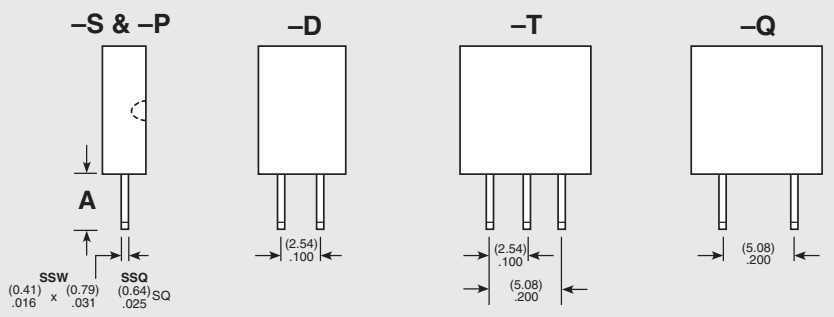
**ALSO AVAILABLE (MOQ Required)**

- Other platings
- Notch option

**Straight Pin Versions** (Specify "LEAD STYLE" from chart)

LEAD STYLE		SINGLE DOUBLE OR TRIPLE A
Standard Insertion Force	Low Insertion Force*	
-01	-21	(2.64) .104
-02	-22	(4.93) .194
-03	-23	(10.00) .394
-04	-24	(14.83) .584
-06**	Not Available	(3.15) .124

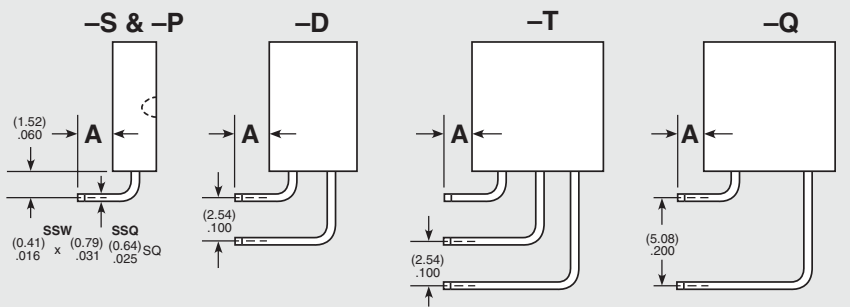
\* LIF not available with Tin Plating  
\*\*Style -06 Not available with SSQ



**Right-Angle Versions** (Specify "LEAD STYLE" from chart)

LEAD STYLE		SINGLE	DOUBLE	TRIPLE
Standard Insertion Force	Low Insertion Force*	(-S) A	(-D) A	(-T & -Q) A
-02	-22	(2.54) .100	(2.54) .100	(2.54) .100
-03	-23	(7.62) .300	(7.62) .300	Not Available
-04	-24	(12.45) .490	Not Available	Not Available

\*LIF not available with Tin Plating



Due to technical progress, all designs, specifications and components are subject to change without notice.

## X-ON Electronics

Largest Supplier of Electrical and Electronic Components

*Click to view similar products for [Board to Board & Mezzanine Connectors](#) category:*

*Click to view products by [Samtec](#) manufacturer:*

Other Similar products are found below :

[10135583-642402LF](#) [89885-310LF](#) [589158040000018](#) [6-1393048-0](#) [68683-613](#) [MDF7-12DP-2.54DSA](#) [MDF7-18P-2.54DSA\(01\)](#) [MDF7-20DP-2.54DSA](#) [MDF7-26D-2.54DSA\(55\)](#) [MDF7-3P-2.54DSA\(01\)](#) [MDF7B-3P-2.54DSA\(55\)](#) [MDF7C-11P-2.54DSA\(55\)](#) [MDF7C-18P-2.54DSA\(55\)](#) [MDF7C-5P-2.54DSA\(01\)](#) [MDF7P-5P-2.54DSA\(55\)](#) [75234-0516](#) [FCN-230C068-11](#) [FCN-268F012-G/BD](#) [FCN-268F036-G/BD](#) [FCN-268M012-G/0D](#) [FCN-268M024-G/1D](#) [FCN-360C008-C](#) [FCN-360C040-C](#) [FCN-723J004/1](#) [MIS-048-01-F-D-DP-K](#) [832-10-034-10-001000](#) [93696-325LF](#) [11828-1FA](#) [AXK630345P](#) [18097-0013](#) [ICA-328STT](#) [2007042-2](#) [304400-2](#) [FCN-214Q030-G/0](#) [FCN-215Q040-G/0](#) [FCN-230C068-ESA](#) [FCN-234P048-G/0](#) [FCN-235D050-G/C](#) [FCN-360A3](#) [FCN-360C040-B](#) [210-93-314-41-105000](#) [2-22603-0](#) [379-064-521-202](#) [MDF7-12P-2.54DSA\(01\)](#) [MDF7-16P-2.54DS\(56\)](#) [MDF7-40DP-2.54DSA\(55\)](#) [MDF7-8P-2.54DSA\(55\)](#) [MDF7B-16P-2.54DSA\(55\)](#) [AXG720047](#) [5031084030](#)