

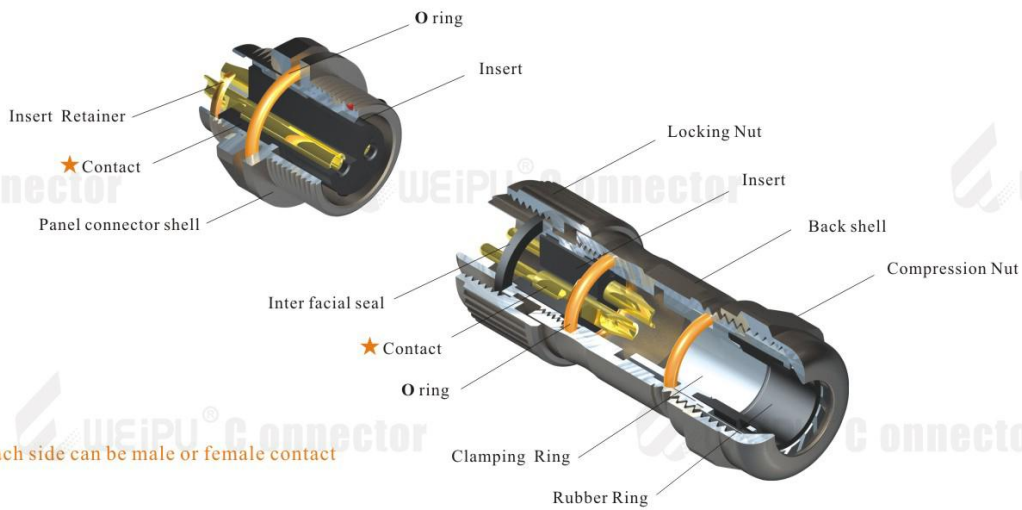


IP67

ST
12



● ST12 IP67 Threaded coupling



Material and spec

Coupling	Threaded coupling
Shell material	Zinc alloy with black nickel plating
Insert material	PPS max temperature 260 °C , fire resistance : V-0
Contact material	Brass with gold plating
Termination	Solder
Cable outer diameter range	5-8mm
IP rating	IP67
Mating cycle	>500
Temperature range	-40C~+85C
Insulation resistance MΩ	2000

ST12 Series IP67

**ST
12**

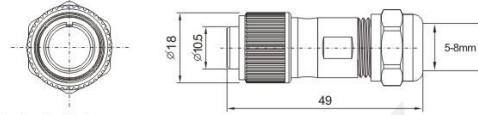


ST1210 / P_

ST1210 / S_

Cable connector

Mate with ST1211, ST1212, ST1213



Number of contact: 2. 3. 4. 5. 6. 7. 9

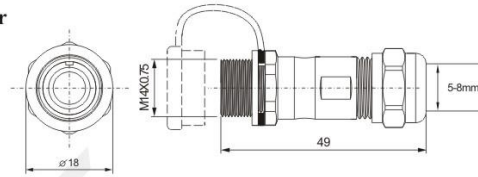


ST1211 / P_

ST1211 / S_

In-line cable connector

Mate with ST1210

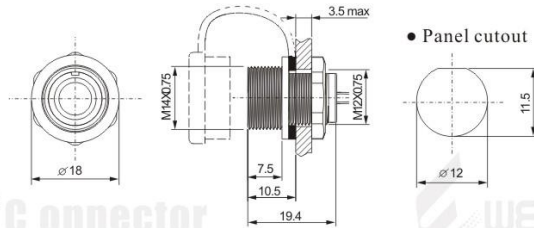


ST1212 / P_

ST1212 / S_

Front mount

Mate with ST1210



Number of contact: 2. 3. 4. 5. 6. 7. 9

• Panel cutout

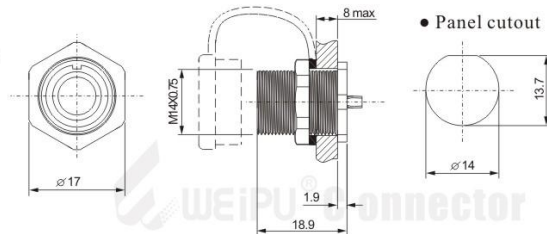


ST1213 / P_

ST1213 / S_

Rear mount

Mate with ST1210



• Panel cutout

● Angled cable connector available (see page 2)

Contact arrangement and spec for solder termination

Number of contact	2	3	4	5	6	7	9
Male contact face view							
Rated current (A)	13A	13A	5A	5A	5A	5A	3A
Contact diameter	∅ 1.6X2	∅ 1.6X3	∅ 1X4	∅ 1X5	∅ 1X6	∅ 1X7	∅ 0.7X9
Rated voltage (AC.V)	250V	250V	200V	180V	125V	125V	125V
Test voltage(AC.V) 1 min	1500V	1500V	1500V	1000V	1000V	1000V	1000V
Contact resistance ^m Ω	2	2	5	5	5	5	10
Wire size mm ² /AWG	≤2/14	≤2/14	≤0.785/18	≤0.785/18	≤0.785/18	≤0.785/18	≤0.785/18

X-ON Electronics

Largest Supplier of Electrical and Electronic Components

Click to view similar products for [Circular Push Pull Connectors](#) category:

Click to view products by [Weipu](#) manufacturer:

Other Similar products are found below :

[FEA.1B.308.CYCD72Z](#) [D38999/20ZC8JA](#) [D38999/20ZG39BN](#) [D38999/20ZG41PN-LC](#) [D38999/20ZH21SA](#) [D38999/20ZH53SA](#)
[D38999/20ZJ24SA](#) [D38999/20ZJ29PA-LC](#) [D38999/20ZJ43HA](#) [D38999/20ZJ43PA-LC](#) [D38999/20ZJ61PA-LC](#) [D38999/24ZF11SA-LC](#)
[D38999/24ZF32BA](#) [D38999/24ZF32PA-LC](#) [D38999/24ZF32SA-LC](#) [D38999/24ZF35BA](#) [D38999/24ZF35SA-LC](#) [EXG.00.250.NTNY](#)
[FFA.00.250.CTAZ](#) [FFA.1S.302.CLAZ](#) [FFA.1Y.410.CTAC52](#) [FFA.2S.310.ZLA](#) [FFG.1B.302.CLAD52Z](#) [FFG.1B.304.CLAD42Z](#)
[FFG.1B.304.CLAD72Z](#) [FFG.1B.308.CLAD42Z](#) [FGA.1B.304.CLAD62Z](#) [FGA.1B.304.CYCD72Z](#) [FGA.1B.305.CLAD76](#)
[FGA.1B.306.CYCD72](#) [FGA.1B.307.CYCD72Z](#) [FGA.1B.308.CLAD76Z](#) [FGA.1B.308.CYCD42Z](#) [FGA.1B.308.CYCD52Z](#)
[FGA.1B.308.CYCD72Z](#) [FGA.1B.310.CLAD42](#) [FGA.1B.310.CLAD52Z](#) [FGA.1B.316.CLAD42](#) [FGA.1B.316.CLAD62Z](#)
[FGA.1B.316.CLAD76](#) [FGB.0B.307.CYCD31Z](#) [FGB.1B.302.CLAD72](#) [FGB.1B.303.CYCD62](#) [FGB.1B.305.CLAZ](#) [FGB.1B.307.CYCD62Z](#)
[FGB.1B.316.CLAD42](#) [FGC.0B.309.CLAD56](#) [FGC.1B.304.CLAD52Z](#) [FGC.1B.305.CLAD52Z](#) [FGC.1B.308.CLAD42](#)