


- Features:
- R Value extension of RMCF product
 - Highly stable performance over time
 - Power derating from 100% at 70°C to zero at 125°C
 - E12 and E24 values
 - Nickel barrier terminations
 - RoHS compliant and halogen-free



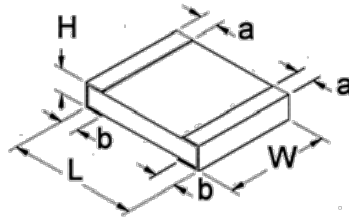
Electrical Specifications							
Type/Code	Power Rating (Watts) @ 70°C	Maximum Working Voltage ⁽¹⁾	Maximum Overload Voltage	Resistance Temperature Coefficient	Ohmic Range (Ω) and Tolerance		
					1%	5%	10%
HMC0402	0.063W	50V	100V	±200 ppm/°C	11M - 20M	-	
				±400 ppm/°C	22M - 100M		
HMC0603	0.1W	50V	100V	±200 ppm/°C	11M - 20M	-	
				±400 ppm/°C	22M - 100M		
				±500 ppm/°C	-	110M - 1G	
HMC0805	0.125W	150V	300V	±200 ppm/°C	11M - 20M	-	
				±400 ppm/°C	22M - 100M		
				±500 ppm/°C	-	110M - 500M	
				±1000 ppm/°C	-	510M - 1G	
				±1500 ppm/°C	-	1.2G - 10G	
HMC1206	0.25W	200V	400V	±200 ppm/°C	11M - 20M	-	
				±400 ppm/°C	22M - 100M	30M - 100M	
				±500 ppm/°C	-	110M - 500M	
				±1000 ppm/°C	-	510M - 1G	
				±1500 ppm/°C	-	1.2G - 10G	
HMC1210	0.33W	200V	400V	±200 ppm/°C	11M - 20M	-	11M - 20M
				±400 ppm/°C	22M - 100M		
HMC2010	0.75W	200V	400V	±200 ppm/°C	11M - 20M		
				±400 ppm/°C	22M - 100M		
HMC2512	1W	250V	500V	±200 ppm/°C	11M - 20M		
				±400 ppm/°C	22M - 100M		

(1) Lesser of √PR or maximum working voltage.

Performance Characteristics		
Test	Test Condition (JIS C 5202)	Test Result
Long Term Stability	Nominal temperature & humidity for 1,000 hrs.	± 0.5%
High Temperature Loading	15VDC, 1.5 hr. ON, 0.5 hr. OFF, 1,000 hrs. 70°C	± 3%
Resistance to Solder Heat	260°C ± 5°C, 10 seconds +1/-0	± 1%
Short Time Overload	5 seconds at maximum overload voltage	± 2%
Voltage Coefficient of Resistance	Per JIS C 5202	± 0.5%/V

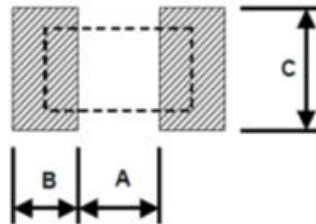
Operating Temperature Range: -55°C to +125°C

Mechanical Specifications



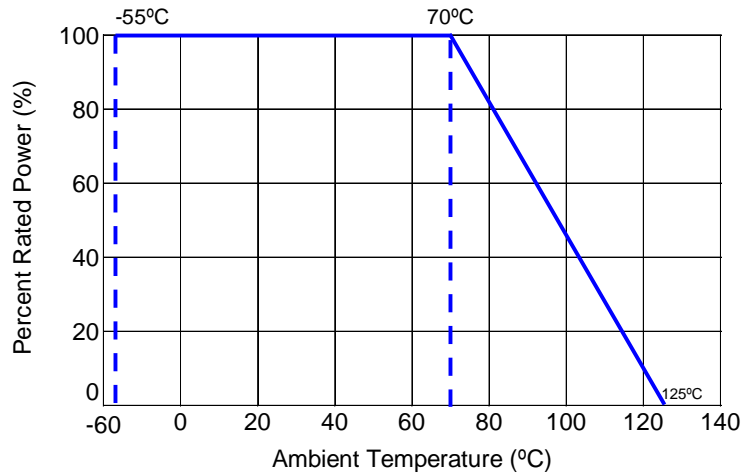
Type/Code	L Body Length	W Body Width	H Body Height	a Top Termination	b Bottom Termination	Unit
HMC0402	0.039 ± 0.002	0.020 ± 0.002	0.014 ± 0.002	0.008 ± 0.004	0.008 ± 0.004	inches
	1.00 ± 0.05	0.50 ± 0.05	0.35 ± 0.05	0.20 ± 0.10	0.20 ± 0.10	mm
HMC0603	0.063 ± 0.004	0.031 ± 0.004	0.018 ± 0.004	0.012 ± 0.008	0.012 ± 0.008	inches
	1.60 ± 0.10	0.80 ± 0.10	0.45 ± 0.10	0.30 ± 0.20	0.30 ± 0.20	mm
HMC0805	0.079 ± 0.008	0.049 ± 0.004	0.020 ± 0.004	0.016 ± 0.008	0.016 ± 0.008	inches
	2.00 ± 0.20	1.25 ± 0.10	0.50 ± 0.10	0.40 ± 0.20	0.40 ± 0.20	mm
HMC1206	0.122 ± 0.006	0.061 ± 0.004	0.022 ± 0.006	0.020 ± 0.010	0.020 ± 0.008	inches
	3.10 ± 0.15	1.55 ± 0.10	0.55 ± 0.15	0.50 ± 0.25	0.50 ± 0.20	mm
HMC1210	0.126 ± 0.008	0.102 ± 0.006	0.022 ± 0.004	0.020 ± 0.008	0.020 ± 0.008	inches
	3.20 ± 0.20	2.60 ± 0.15	0.55 ± 0.10	0.50 ± 0.20	0.50 ± 0.20	mm
HMC2010	0.197 ± 0.008	0.098 ± 0.006	0.022 ± 0.004	0.024 ± 0.010	0.020 ± 0.008	inches
	5.00 ± 0.20	2.50 ± 0.15	0.55 ± 0.10	0.60 ± 0.25	0.50 ± 0.20	mm
HMC2512	0.250 ± 0.008	0.126 ± 0.006	0.022 ± 0.004	0.024 ± 0.010	0.020 ± 0.008	inches
	6.35 ± 0.20	3.20 ± 0.15	0.55 ± 0.10	0.60 ± 0.25	0.50 ± 0.20	mm

Recommended Pad Layouts



Type/Code	A	B	C	Unit
HMC0402	0.020	0.018	0.024	inches
	0.50	0.45	0.60	mm
HMC0603	0.035	0.024	0.035	inches
	0.90	0.60	0.90	mm
HMC0805	0.047	0.028	0.051	inches
	1.20	0.70	1.30	mm
HMC1206	0.079	0.035	0.063	inches
	2.00	0.90	1.60	mm
HMC1210	0.079	0.035	0.110	inches
	2.00	0.90	2.80	mm
HMC2010	0.150	0.035	0.110	inches
	3.80	0.90	2.80	mm
HMC2512	0.193	0.063	0.138	inches
	4.90	1.60	3.50	mm

Power Derating Curve:



RoHS Compliance

Stackpole Electronics has joined the worldwide effort to reduce the amount of lead in electronic components and to meet the various regulatory requirements now prevalent, such as the European Union’s directive regarding “Restrictions on Hazardous Substances” (RoHS 3). As part of this ongoing program, we periodically update this document with the status regarding the availability of our compliant components. All our standard part numbers are compliant to EU Directive 2011/65/EU of the European Parliament as amended by Directive (EU) 2015/863/EU as regards the list of restricted substances.

RoHS Compliance Status						
Standard Product Series	Description	Package / Termination Type	Standard Series RoHS Compliant	Lead-Free Termination Composition	Lead-Free Mfg. Effective Date (Std Product Series)	Lead-Free Effective Date Code (YY/WW)
HMC	High Value Thick Film Surface Mount Chip Resistor	SMD	YES(1)	100% Matte Sn over Ni	Jan-04	04/01

Note (1): RoHS Compliant by means of exemption 7c-l.

“Conflict Metals” Commitment

We at Stackpole Electronics, Inc. are joined with our industry in opposing the use of metals mined in the “conflict region” of the eastern Democratic Republic of the Congo (DRC) in our products. Recognizing that the supply chain for metals used in the electronics industry is very complex, we work closely with our own suppliers to verify to the extent possible that the materials and products we supply do not contain metals sourced from this conflict region. As such, we are in compliance with the requirements of Dodd-Frank Act regarding Conflict Minerals.

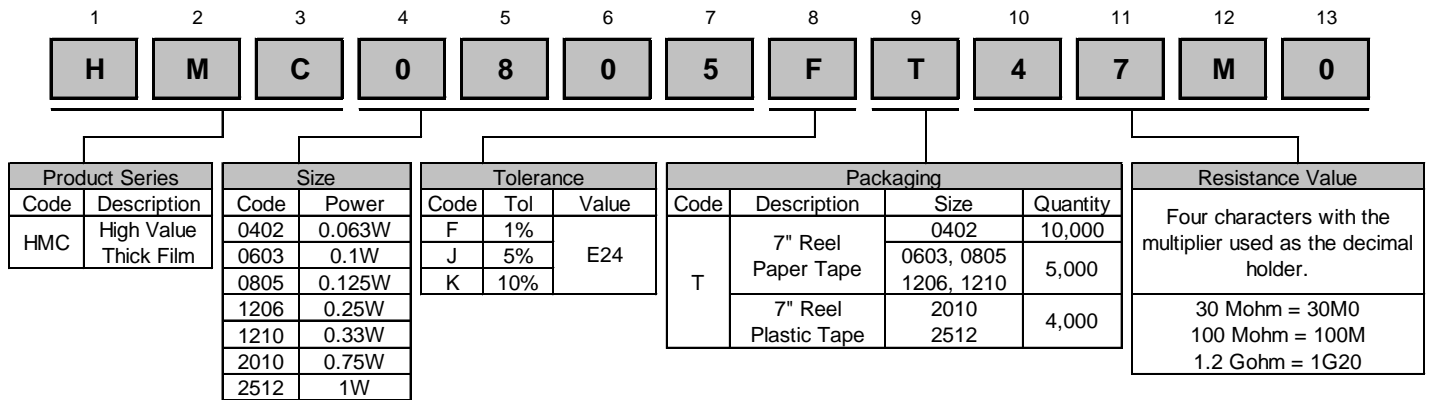
Compliance to “REACH”

We certify that all passive components supplied by Stackpole Electronics, Inc. are SVHC (Substances of Very High Concern) free and compliant with the requirements of EU Directive 1907/2006/EC, “The Registration, Evaluation, Authorization and Restriction of Chemicals”, otherwise referred to as REACH. Contact us for complete list of REACH Substance Candidate List.

Environmental Policy

It is the policy of Stackpole Electronics, Inc. (SEI) to protect the environment in all localities in which we operate. We continually strive to improve our effect on the environment. We observe all applicable laws and regulations regarding the protection of our environment and all requests related to the environment to which we have agreed. We are committed to the prevention of all forms of pollution.

How to Order



X-ON Electronics

Largest Supplier of Electrical and Electronic Components

Click to view similar products for [stackpole](#) manufacturer:

Other Similar products are found below :

[CF14JB5K60](#) [RC12JB3R30](#) [KIT-RMCF0402FT-05](#) [RSMF3JT2K70](#) [TR50JBD10R0](#) [KIT-RMCF0603FT-03](#) [CF12JT3M30](#)
[RNCP0805FTD1K10](#) [RNCP1206FTD7K50](#) [EWT225JB2K50](#) [EWT225JB500R](#) [RNCP0805FTD301R](#) [KIT-RMCF0402FT-03](#) [KIT-](#)
[RNCS0603BKE](#) [EWT50JB20K0](#) [RMCF2512FT4K02](#) [EWT225JB30K0](#) [EWT225JB50R0](#) [EWT100JB1K00](#) [CB5JB5R00](#) [RMCF2010JT33K0](#)
[RSF1JTR220](#) [KIT-RMCF0805FT-06](#) [RNV14FAL4M70](#) [CFM14JT180R](#) [EWT225JB2R00](#) [EWT225JB100R](#) [EWT50JB1K00](#) [RSF1JT33K0](#)
[CSR0603FKR250](#) [RNCS1206BKE1M00](#) [TR35JBL2R20](#) [KIT-RMCF1206FT-03](#) [KIT-RMCF0201FT-06](#) [RSMF3JT1R00](#)
[RNCF0603BKE9K42](#) [RMCF0201FT1K00](#) [EWT225JB3R00](#) [KIT-RMCF0201FT-05](#) [EWT100JB5K00](#) [RMCF1206FT33K0](#) [RC14JB330R](#)
[KIT-RMCF1206FT-02](#) [KIT-RMCF0805JT-12](#) [RNCF0805BKC10K0](#) [RNCF0805CKC10K0](#) [KIT-RMCF0805FT-04](#) [RC1/4-12K-5%-TR](#)
[RMCF0805FT32K4](#) [EWT100JB5R00](#)