

**Features:**

- Precision tolerances to  $\pm 0.01\%$
- TCR down to  $\pm 2\text{ppm}/^\circ\text{C}$
- Wide R-value range
- Lower values may be available
- Consult factory for tighter tolerances
- Qualified to AEC-Q200
- RoHS compliant and halogen-free



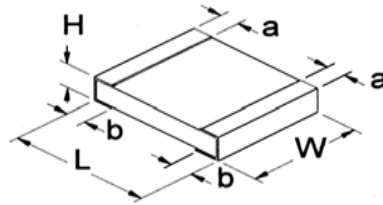
Electrical Specifications												
Type / Code	Power Rating (Watts) @ 70°C	Maximum Working Voltage <sup>(1)</sup>	Maximum Overload Voltage	Resistance Temperature Coefficient	Ohmic Range ( $\Omega$ ) and Tolerance							
					0.01%	0.05%	0.1%	0.25%	0.5%	1%		
RNCF0201	0.032W	15V	30V	$\pm 25\text{ ppm}/^\circ\text{C}$	-		49.9 - 4.99K					
				$\pm 50\text{ ppm}/^\circ\text{C}$	-		49.9 - 33K					
RNCF0402	0.063W	25V	50V	$\pm 2\text{ ppm}/^\circ\text{C}$	49.9 - 4.99K			-				
				$\pm 5\text{ ppm}/^\circ\text{C}$	49.9 - 20K							
				$\pm 10\text{ ppm}/^\circ\text{C}$	49.9 - 20K			49.9 - 100K				
				$\pm 15\text{ ppm}/^\circ\text{C}$	49.9 - 20K			49.9 - 69.8K				
				$\pm 25\text{ ppm}/^\circ\text{C}$	-	49.9 - 12K	10 - 511K	4.7 - 511K				
				$\pm 50\text{ ppm}/^\circ\text{C}$	-	49.9 - 12K	10 - 511K	4.7 - 511K				
RNCF0603	0.063W	50V	100V	$\pm 5\text{ ppm}/^\circ\text{C}$	15.2K - 60K							
				$\pm 10\text{ ppm}/^\circ\text{C}$	-	336K - 511K						
				$\pm 15\text{ ppm}/^\circ\text{C}$	-	336K - 511K						
				$\pm 25\text{ ppm}/^\circ\text{C}$	-			1 - 4.64				
				$\pm 50\text{ ppm}/^\circ\text{C}$	-			1 - 4.64				
	0.1W	75V	150V	$\pm 2\text{ ppm}/^\circ\text{C}$	24.9 - 15K		-					
				$\pm 5\text{ ppm}/^\circ\text{C}$	24.9 - 15K							
				$\pm 10\text{ ppm}/^\circ\text{C}$	24.9 - 100K	4.7 - 332K						
				$\pm 15\text{ ppm}/^\circ\text{C}$	24.9 - 100K	4.7 - 332K						
				$\pm 25\text{ ppm}/^\circ\text{C}$	24.9 - 100K	4.7 - 9.88	4.7 - 9.88 and 336K - 1M					
0.166W	100V	150V	$\pm 50\text{ ppm}/^\circ\text{C}$	24.9 - 100K	4.7 - 9.88	4.7 - 9.88 and 336K - 1M						
			$\pm 25\text{ ppm}/^\circ\text{C}$	-	10 - 332K							
			$\pm 50\text{ ppm}/^\circ\text{C}$	-	10 - 332K							
			RNCF0805	0.1W	100V	200V	$\pm 5\text{ ppm}/^\circ\text{C}$	30.5K - 150K				
							$\pm 10\text{ ppm}/^\circ\text{C}$	-	517K - 1M			
$\pm 15\text{ ppm}/^\circ\text{C}$	-	517K - 1M					-					
$\pm 25\text{ ppm}/^\circ\text{C}$	-	517K - 1M					1.01M - 2M					
$\pm 50\text{ ppm}/^\circ\text{C}$	-	517K - 1M					1.01M - 2M					
0.125W	150V	300V	$\pm 2\text{ ppm}/^\circ\text{C}$	24.9 - 30K		-						
			$\pm 5\text{ ppm}/^\circ\text{C}$	24.9 - 30K								
			$\pm 10\text{ ppm}/^\circ\text{C}$	24.9 - 200K	4.7 - 511K	4.7 - 511K						
			$\pm 15\text{ ppm}/^\circ\text{C}$	24.9 - 200K	4.7 - 511K	4.7 - 1M						
			$\pm 25\text{ ppm}/^\circ\text{C}$	24.9 - 200K	4.7 - 9.88	4.7 - 9.88 and 505K - 1M	1 - 9.88 and 505K - 1M					
			$\pm 50\text{ ppm}/^\circ\text{C}$	24.9 - 200K	4.7 - 9.88	4.7 - 9.88 and 505K - 1M	1 - 9.88 and 505K - 1M					
			0.25W	150V	300V	$\pm 25\text{ ppm}/^\circ\text{C}$	-					10 - 499K
$\pm 50\text{ ppm}/^\circ\text{C}$	-					10 - 499K						

(1) Lesser of  $\sqrt{P \cdot R}$  or maximum working voltage.

Electrical Specifications (cont.)												
Type / Code	Power Rating (Watts) @ 70°C	Maximum Working Voltage <sup>(1)</sup>	Maximum Overload Voltage	Resistance Temperature Coefficient	Ohmic Range (Ω) and Tolerance							
					0.01%	0.05%	0.1%	0.25%	0.5%	1%		
RNCF1206	0.125W	150V	300V	±5 ppm/°C	50.5K - 300K							
				±10 ppm/°C	-	1.01M - 1.5M						
				±15 ppm/°C	-	1.01M - 1.5M						
				±25 ppm/°C	-	1.01M - 2.49M	1 - 4.64 and 1.01M - 2.49M					
				±50 ppm/°C	-	1.01M - 2.49M	1 - 4.64 and 1.01M - 2.49M					
	0.25W	200V	400V	±2 ppm/°C	24.9 - 49.9K			-				
				±5 ppm/°C	24.9 - 49.9K							
				±10 ppm/°C	24.9 - 499K	4.7 - 1M						
				±15 ppm/°C	24.9 - 499K	4.7 - 1M						
				±25 ppm/°C	24.9 - 499K	4.7 - 9.88						
	0.33W	200V	400V	±25 ppm/°C	-	10 - 1M						
				±50 ppm/°C	-	10 - 1M						
RNCF1210	0.25W	150V	300V	±5 ppm/°C	50.5K - 300K							
				±25 ppm/°C	-	1.01M - 2.49M	1 - 4.64 and 1.01M - 2.49M					
				±50 ppm/°C	-	1.01M - 2.49M	1 - 4.64 and 1.01M - 2.49M					
	0.33W	200V	400V	±2 ppm/°C	24.9 - 49.9K			-				
				±5 ppm/°C	24.9 - 49.9K							
				±10 ppm/°C	24.9 - 499K	4.7 - 1M						
				±15 ppm/°C	24.9 - 499K	4.7 - 1M						
				±25 ppm/°C	24.9 - 499K	4.7 - 1M						
±50 ppm/°C	24.9 - 499K	4.7 - 1M										
RNCF2010	0.25W	150V	300V	±2 ppm/°C	50.5K - 100K			-				
				±5 ppm/°C	50.5K - 300K							
				±25 ppm/°C	-	1.01M - 3M	1 - 4.64 and 1.01M - 3M					
				±50 ppm/°C	-	1.01M - 3M	1 - 4.64 and 1.01M - 3M					
	0.33W	200V	400V	±2 ppm/°C	24.9 - 49.9K			-				
				±5 ppm/°C	24.9 - 49.9K							
				±10 ppm/°C	24.9 - 499K	4.7 - 1M						
				±15 ppm/°C	24.9 - 499K	4.7 - 1M						
				±25 ppm/°C	24.9 - 499K	4.7 - 1M						
				±50 ppm/°C	24.9 - 499K	4.7 - 1M						
RNCF2512	0.5W	150V	300V	±2 ppm/°C	24.9 - 100K			-				
				±5 ppm/°C	24.9 - 300K							
				±10 ppm/°C	-	2.03K - 1M						
				±15 ppm/°C	-	2.03K - 1M						
				±25 ppm/°C	-	2.03K - 1M	2.03K - 3M					
				±50 ppm/°C	-	2.03K - 1M	2.03K - 3M					
	0.75W	200V	400V	±10 ppm/°C	24.9 - 2K	4.7 - 2K		1 - 2K				
				±15 ppm/°C	24.9 - 2K	4.7 - 2K		1 - 2K				
				±25 ppm/°C	24.9 - 2K	4.7 - 2K	101 - 2K	101 - 2K				
				±50 ppm/°C	24.9 - 2K	4.7 - 2K	101 - 2K	101 - 2K				
				1W	200V	400V	±25 ppm/°C	-	4.7 - 100		1 - 100	
							±50 ppm/°C	-	4.7 - 100		1 - 100	

(1) Lesser of  $\sqrt{P \cdot R}$  or maximum working voltage.

**Mechanical Specifications**



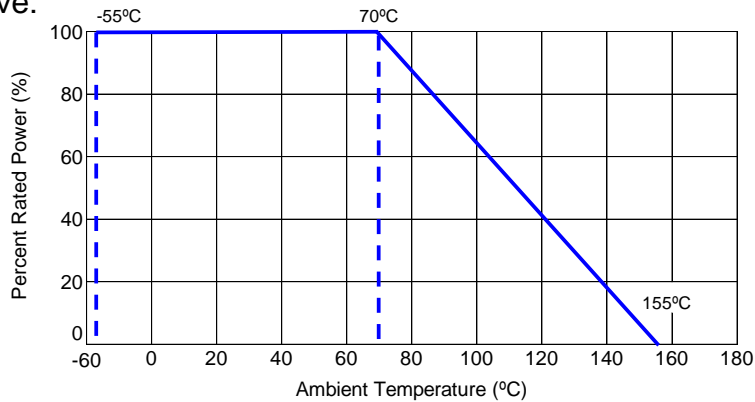
Type / Code	Weight (g) (1000 pc.)	L Body Length	W Body Width	H Body Height	a Top Termination	b Bottom Termination	Unit
RNCF0201	0.14	0.023 ± 0.002	0.011 ± 0.002	0.009 ± 0.002	0.005 ± 0.002	0.006 ± 0.002	inches
		0.58 ± 0.05	0.29 ± 0.05	0.23 ± 0.05	0.12 ± 0.05	0.15 ± 0.05	mm
RNCF0402	0.54	0.039 ± 0.002	0.020 ± 0.002	0.012 ± 0.002	0.008 ± 0.004	0.008 ± 0.004	inches
		1.00 ± 0.05	0.50 ± 0.05	0.30 ± 0.05	0.20 ± 0.10	0.20 ± 0.10	mm
RNCF0603	1.83	0.061 ± 0.004	0.031 ± 0.004	0.018 ± 0.004	0.012 ± 0.008	0.012 ± 0.008	inches
		1.55 ± 0.10	0.80 ± 0.10	0.45 ± 0.10	0.30 ± 0.20	0.30 ± 0.20	mm
RNCF0805	4.71	0.079 ± 0.006	0.049 ± 0.006	0.022 ± 0.004	0.012 ± 0.008	0.016 ± 0.008	inches
		2.00 ± 0.15	1.25 ± 0.15	0.55 ± 0.10	0.30 ± 0.20	0.40 ± 0.20	mm
RNCF1206	9.02	0.120 ± 0.006	0.061 ± 0.006	0.022 ± 0.004	0.017 ± 0.008	0.014 ± 0.010	inches
		3.05 ± 0.15	1.55 ± 0.15	0.55 ± 0.10	0.42 ± 0.20	0.35 ± 0.25	mm
RNCF1210	10	0.122 ± 0.006	0.094 ± 0.006	0.022 ± 0.004	0.016 ± 0.008	0.022 ± 0.010	inches
		3.10 ± 0.15	2.40 ± 0.15	0.55 ± 0.10	0.40 ± 0.20	0.55 ± 0.25	mm
RNCF2010	23.61	0.193 ± 0.006	0.094 ± 0.006	0.022 ± 0.004	0.024 ± 0.012	0.020 ± 0.010	inches
		4.90 ± 0.15	2.40 ± 0.15	0.55 ± 0.10	0.60 ± 0.30	0.50 ± 0.25	mm
RNCF2512	38.6	0.248 ± 0.006	0.122 ± 0.006	0.022 ± 0.004	0.024 ± 0.012	0.020 ± 0.010	inches
		6.30 ± 0.15	3.10 ± 0.15	0.55 ± 0.10	0.60 ± 0.30	0.50 ± 0.25	mm

**Performance Characteristics**

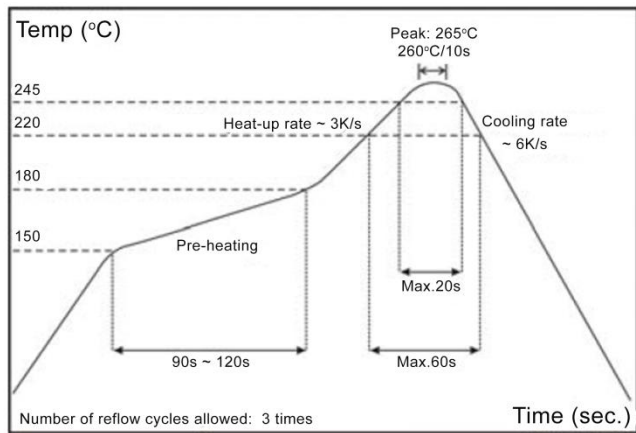
Test	Test Method	Test Specification		Test Condition
		Tol. ≤ 0.05%	Tol. > 0.05%	
Temperature coefficient of Resistance (T.C.R.)	MIL-STD-202 Method 304	As specified.		+25/-55/+25/+125/+25°C
Short Time Overload	JIS-C-5201-1 4.13	ΔR±0.05%	ΔR±0.2%	RCWV*2.5 or Max. overload voltage whichever is lower for 5 seconds
		ΔR±0.2% for high power rating		
Insulation Resistance	MIL-STD-202 Method 302	>9999 MΩ		Apply 100 V <sub>DC</sub> for 1 minute
Endurance	MIL-STD-202 Method 108A	ΔR±0.05%	ΔR±0.2%	70±2°C, RCWV for 1000 hours with 1.5 hours "ON" and 0.5 hour "OFF"
		ΔR±0.5% for high power rating		
		0201 ≤7kΩ: ΔR±0.2% 0201 >7kΩ: ΔR±0.5%		
Damp Heat with Load	MIL-STD-202 Method 103B	ΔR±0.05%	ΔR±0.3%	40±2°C, 90~95% R.H. RCWV for 1000 hours with 1.5 hours "ON" and 0.5 hour "OFF"
		ΔR±0.5% for high power rating		
Bending Strength	JIS-C-5201-1 4.33	ΔR±0.05%	ΔR±0.1%	Bending amplitude for 10 seconds. 2010 and 2512 sizes: 2mm Other sizes: 3mm
Solderability	MIL-STD-202 Method 208H	95% min. coverage		245±5°C for 3 seconds
Resistance to Soldering Heat	MIL-STD-202 Method 210E	ΔR±0.05%	ΔR±0.1%	260±5°C for 10 seconds
Dielectric Withstand Voltage	MIL-STD-202 Method 301	by type		Max. overload voltage for 1 minute
Thermal Shock	MIL-STD-202 Method 107G	ΔR±0.05%	ΔR±0.2%	-55~150°C, 100 cycles
Low Temperature Operation	JIS-C-5201-1 4.36	ΔR±0.05%	ΔR±0.2%	1 hour, -65°C, followed by 45 minutes of RCWV
		ΔR±0.5% for high power rating		
High Temperature Exposure	MIL-STD-202 Method 108	ΔR±0.5%		+155°C for 1000 hours

RCWV (Rated Continuous Working Voltage) = √(P\*R) or Max. Operating Voltage, whichever is lower.  
Storage Temperature: 60~82°F. Humidity < 80% R.H.

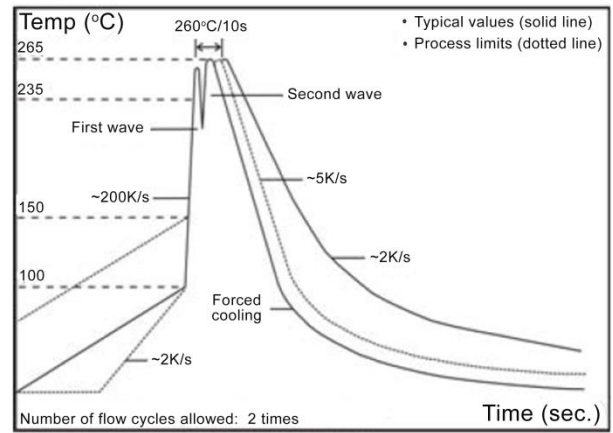
**Power Derating Curve:**



**Soldering Condition:**



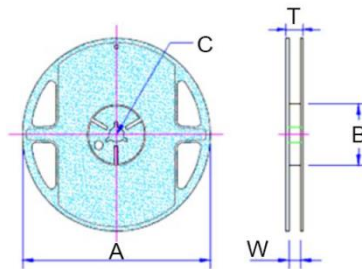
IR Reflow Soldering



Wave Soldering (Flow Soldering)

- (1) Time of IR reflow soldering at maximum temperature point 260°C : 10s
- (2) Time of wave soldering at maximum temperature point 260°C : 10s
- (3) Time of soldering iron at maximum temperature 410°C : 5s

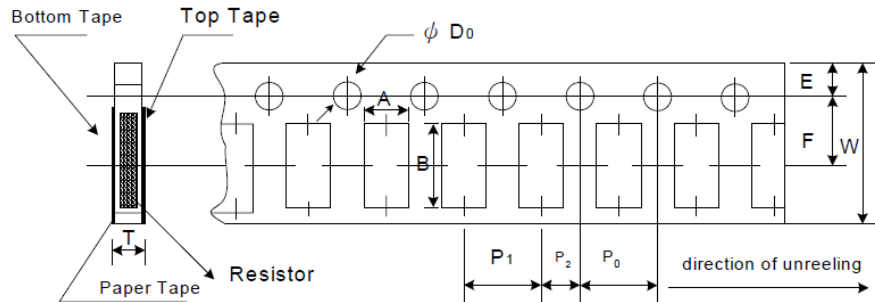
**Reel Specifications**



Type / Code	A	B	C	W	T	Unit
RNCF0201	7.008 ± 0.039	2.362 ± 0.039	0.531 ± 0.028	0.374 ± 0.039	0.453 ± 0.039	inches
	178.00 ± 1.00	60.00 ± 1.00	13.50 ± 0.70	9.50 ± 1.00	11.50 ± 1.00	mm
RNCF0402	7.008 ± 0.039	2.362 ± 0.039	0.531 ± 0.028	0.374 ± 0.039	0.453 ± 0.039	inches
	178.00 ± 1.00	60.00 ± 1.00	13.50 ± 0.70	9.50 ± 1.00	11.50 ± 1.00	mm
RNCF0603	7.008 ± 0.039	2.362 ± 0.039	0.531 ± 0.028	0.374 ± 0.039	0.453 ± 0.039	inches
	178.00 ± 1.00	60.00 ± 1.00	13.50 ± 0.70	9.50 ± 1.00	11.50 ± 1.00	mm

Reel Specifications (cont.)						
Type / Code	A	B	C	W	T	Unit
RNCF0805	7.008 ± 0.039	2.362 ± 0.039	0.531 ± 0.028	0.374 ± 0.039	0.453 ± 0.039	inches
	178.00 ± 1.00	60.00 ± 1.00	13.50 ± 0.70	9.50 ± 1.00	11.50 ± 1.00	mm
RNCF1206	7.008 ± 0.039	2.362 ± 0.039	0.531 ± 0.028	0.374 ± 0.039	0.453 ± 0.039	inches
	178.00 ± 1.00	60.00 ± 1.00	13.50 ± 0.70	9.50 ± 1.00	11.50 ± 1.00	mm
RNCF1210	7.008 ± 0.039	2.362 ± 0.039	0.531 ± 0.028	0.374 ± 0.039	0.453 ± 0.039	inches
	178.00 ± 1.00	60.00 ± 1.00	13.50 ± 0.70	9.50 ± 1.00	11.50 ± 1.00	mm
RNCF2010	7.008 ± 0.039	2.362 ± 0.039	0.531 ± 0.028	0.531 ± 0.039	0.610 ± 0.039	inches
	178.00 ± 1.00	60.00 ± 1.00	13.50 ± 0.70	13.50 ± 1.00	15.50 ± 1.00	mm
RNCF2512	7.008 ± 0.039	2.362 ± 0.039	0.531 ± 0.028	0.531 ± 0.039	0.610 ± 0.039	inches
	178.00 ± 1.00	60.00 ± 1.00	13.50 ± 0.70	13.50 ± 1.00	15.50 ± 1.00	mm

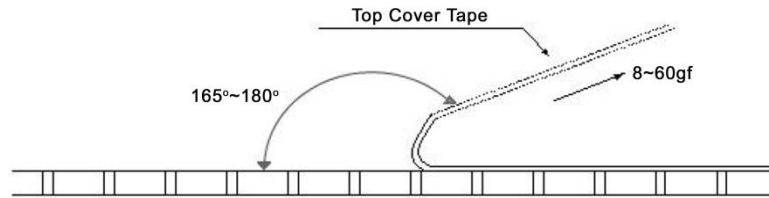
**Packaging Specifications – Paper Tape**



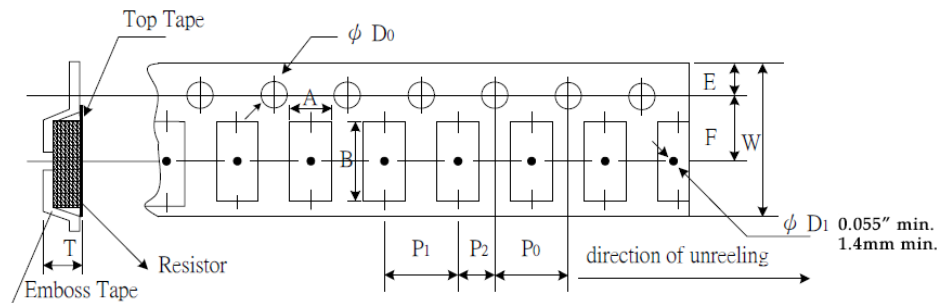
Type / Code	A	B	W	E	F	Unit
RNCF0201	0.016 ± 0.002	0.028 ± 0.002	0.315 ± 0.004	0.069 ± 0.002	0.138 ± 0.002	inches
	0.40 ± 0.05	0.70 ± 0.05	8.00 ± 0.10	1.75 ± 0.05	3.50 ± 0.05	mm
RNCF0402	0.028 ± 0.002	0.046 ± 0.002	0.315 ± 0.004	0.069 ± 0.002	0.138 ± 0.002	inches
	0.70 ± 0.05	1.16 ± 0.05	8.00 ± 0.10	1.75 ± 0.05	3.50 ± 0.05	mm
RNCF0603	0.043 ± 0.002	0.075 ± 0.002	0.315 ± 0.004	0.069 ± 0.002	0.138 ± 0.002	inches
	1.10 ± 0.05	1.90 ± 0.05	8.00 ± 0.10	1.75 ± 0.05	3.50 ± 0.05	mm
RNCF0805	0.063 ± 0.002	0.093 ± 0.002	0.315 ± 0.004	0.069 ± 0.020	0.138 ± 0.002	inches
	1.60 ± 0.05	2.37 ± 0.05	8.00 ± 0.10	1.75 ± 0.50	3.50 ± 0.05	mm
RNCF1206	0.079 ± 0.002	0.140 ± 0.002	0.315 ± 0.004	0.069 ± 0.002	0.138 ± 0.002	inches
	2.00 ± 0.05	3.55 ± 0.05	8.00 ± 0.10	1.75 ± 0.05	3.50 ± 0.05	mm
RNCF1210	0.108 ± 0.002	0.134 ± 0.002	0.315 ± 0.004	0.069 ± 0.002	0.138 ± 0.002	inches
	2.75 ± 0.05	3.40 ± 0.05	8.00 ± 0.10	1.75 ± 0.05	3.50 ± 0.05	mm
Type / Code	P0	P1	P2	D0	T	Unit
RNCF0201	0.157 ± 0.004	0.079 ± 0.002	0.079 ± 0.002	0.061 ± 0.001	0.017 ± 0.001	inches
	4.00 ± 0.10	2.00 ± 0.05	2.00 ± 0.05	1.55 ± 0.03	0.42 ± 0.02	mm
RNCF0402	0.157 ± 0.004	0.079 ± 0.002	0.079 ± 0.002	0.061 ± 0.002	0.016 ± 0.001	inches
	4.00 ± 0.10	2.00 ± 0.05	2.00 ± 0.05	1.55 ± 0.05	0.40 ± 0.03	mm
RNCF0603	0.157 ± 0.004	0.157 ± 0.004	0.079 ± 0.002	0.061 ± 0.002	0.024 ± 0.001	inches
	4.00 ± 0.10	4.00 ± 0.10	2.00 ± 0.05	1.55 ± 0.05	0.60 ± 0.03	mm
RNCF0805	0.157 ± 0.004	0.157 ± 0.004	0.079 ± 0.002	0.061 ± 0.002	0.030 ± 0.002	inches
	4.00 ± 0.10	4.00 ± 0.10	2.00 ± 0.05	1.55 ± 0.05	0.75 ± 0.05	mm
RNCF1206	0.157 ± 0.004	0.157 ± 0.004	0.079 ± 0.002	0.061 ± 0.002	0.030 ± 0.002	inches
	4.00 ± 0.10	4.00 ± 0.10	2.00 ± 0.05	1.55 ± 0.05	0.75 ± 0.05	mm
RNCF1210	0.157 ± 0.002	0.157 ± 0.004	0.079 ± 0.002	0.063 ± 0.004	0.030 ± 0.002	inches
	4.00 ± 0.05	4.00 ± 0.10	2.00 ± 0.05	1.60 ± 0.10	0.75 ± 0.05	mm

**Peel Force of Top Cover Tape**

The peel speed shall be about 300mm/min  $\pm$  5%  
The peel force of top cover tape shall be between 8gf to 60gf



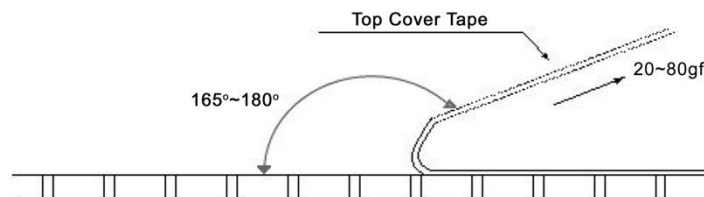
**Packaging Specifications – Embossed Plastic Tape**



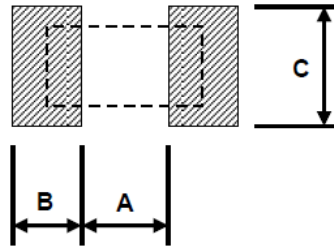
Type / Code	A	B	W	E	F	Unit
RNCF2010	0.112 $\pm$ 0.004	0.215 $\pm$ 0.004	0.472 $\pm$ 0.004	0.069 $\pm$ 0.004	0.217 $\pm$ 0.002	inches
	2.85 $\pm$ 0.10	5.45 $\pm$ 0.10	12.00 $\pm$ 0.10	1.75 $\pm$ 0.10	5.50 $\pm$ 0.05	mm
RNCF2512	0.134 $\pm$ 0.004	0.262 $\pm$ 0.004	0.472 $\pm$ 0.004	0.069 $\pm$ 0.004	0.217 $\pm$ 0.002	inches
	3.40 $\pm$ 0.10	6.65 $\pm$ 0.10	12.00 $\pm$ 0.10	1.75 $\pm$ 0.10	5.50 $\pm$ 0.05	mm
Type / Code	P0	P1	P2	D0	T	Unit
RNCF2010	0.157 $\pm$ 0.002	0.157 $\pm$ 0.004	0.079 $\pm$ 0.002	0.059 $\pm$ 0.004	0.039 $\pm$ 0.008	inches
	4.00 $\pm$ 0.05	4.00 $\pm$ 0.10	2.00 $\pm$ 0.05	1.50 $\pm$ 0.10	1.00 $\pm$ 0.20	mm
RNCF2512	0.157 $\pm$ 0.002	0.157 $\pm$ 0.004	0.079 $\pm$ 0.002	0.059 $\pm$ 0.004	0.039 $\pm$ 0.008	inches
	4.00 $\pm$ 0.05	4.00 $\pm$ 0.10	2.00 $\pm$ 0.05	1.50 $\pm$ 0.10	1.00 $\pm$ 0.20	mm

**Peel Force of Top Cover Tape**

The peel speed shall be about 300mm/min  $\pm$  5%  
The peel force of top cover tape shall be between 20gf to 80gf



**Recommended Pad Layout**



Type / Code	A	B	C	Unit
RNCF0201	0.010	0.012	0.016 ± 0.008	inches
	0.25	0.30	0.40 ± 0.20	mm
RNCF0402	0.020	0.020	0.024 ± 0.008	inches
	0.50	0.50	0.60 ± 0.20	mm
RNCF0603	0.031	0.039	0.035 ± 0.008	inches
	0.80	1.00	0.90 ± 0.20	mm
RNCF0805	0.039	0.039	0.053 ± 0.008	inches
	1.00	1.00	1.35 ± 0.20	mm
RNCF1206	0.079	0.045	0.067 ± 0.008	inches
	2.00	1.15	1.70 ± 0.20	mm
RNCF1210	0.079	0.045	0.098 ± 0.008	inches
	2.00	1.15	2.50 ± 0.20	mm
RNCF2010	0.142	0.055	0.098 ± 0.008	inches
	3.60	1.40	2.50 ± 0.20	mm
RNCF2512	0.193	0.063	0.122 ± 0.008	inches
	4.90	1.60	3.10 ± 0.20	mm

**RoHS Compliance**

Stackpole Electronics has joined the worldwide effort to reduce the amount of lead in electronic components and to meet the various regulatory requirements now prevalent, such as the European Union’s directive regarding “Restrictions on Hazardous Substances” (RoHS 3). As part of this ongoing program, we periodically update this document with the status regarding the availability of our compliant components. All our standard part numbers are compliant to EU Directive 2011/65/EU of the European Parliament as amended by Directive (EU) 2015/863/EU as regards the list of restricted substances.

**RoHS Compliance Status**

Standard Product Series	Description	Package / Termination Type	Standard Series RoHS Compliant	Lead-Free Termination Composition	Lead-Free Mfg. Effective Date (Std Product Series)	Lead-Free Effective Date Code (YY/WW)
RNCF	Precision Thin Film Surface Mount Chip Resistor	SMD	YES	100% Matte Sn over Ni	May-04	04/18

**“Conflict Metals” Commitment**

We at Stackpole Electronics, Inc. are joined with our industry in opposing the use of metals mined in the “conflict region” of the eastern Democratic Republic of the Congo (DRC) in our products. Recognizing that the supply chain for metals used in the electronics industry is very complex, we work closely with our own suppliers to verify to the extent possible that the materials and products we supply do not contain metals sourced from this conflict region. As such, we are in compliance with the requirements of Dodd-Frank Act regarding Conflict Minerals.

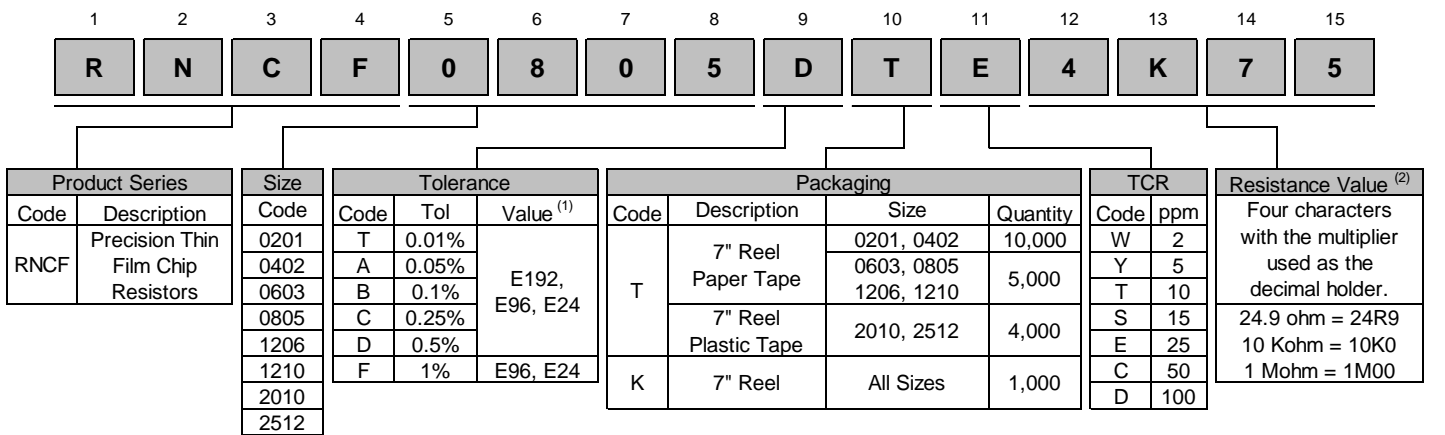
**Compliance to “REACH”**

We certify that all passive components supplied by Stackpole Electronics, Inc. are SVHC (Substances of Very High Concern) free and compliant with the requirements of EU Directive 1907/2006/EC, “The Registration, Evaluation, Authorization and Restriction of Chemicals”, otherwise referred to as REACH. Contact us for complete list of REACH Substance Candidate List.

**Environmental Policy**

It is the policy of Stackpole Electronics, Inc. (SEI) to protect the environment in all localities in which we operate. We continually strive to improve our effect on the environment. We observe all applicable laws and regulations regarding the protection of our environment and all requests related to the environment to which we have agreed. We are committed to the prevention of all forms of pollution.

**How to Order**



(1) E192 values are not marked, and may be subject to 20Kpc MOQ  
 (2) Values below 10 ohm and above 1 Mohm may be subject to 20Kpc MOQ



## X-ON Electronics

Largest Supplier of Electrical and Electronic Components

*Click to view similar products for* [Thick Film Resistors - SMD category:](#)

*Click to view products by* [Stackpole manufacturer:](#)

Other Similar products are found below :

[CRCW04028R20JNEE](#) [CRCW06036K80FKEE](#) [CRG1206F1K58](#) [CRL0603-FW-R700ELF](#) [M55342K06B6E19RWL](#) [RC1005F1072CS](#)  
[RC1005F471CS](#) [RC1005F4751CS](#) [RCP0603W100RGED](#) [RCWP72251K47FKWB](#) [RLR05C7501GPB14](#) [RLR07C5111FSBSL](#) [ERJ-](#)  
[1GMF1R00C](#) [ERJ-1GMF1R20C](#) [ERJ-1GMF2R55C](#) [ERJ-1GMF8R66C](#) [25121WF1003T4E](#) [25.501.3653.0](#) [290-1.0M-RC](#) [292-1.0M-RC](#) [292-](#)  
[2.2K-RC](#) [292-4.7K-RC](#) [25121WF4700T4E](#) [292-470K-RC](#) [302-1.0M-RC](#) [CPG1206F10KC](#) [CRCW02011R00FXED](#) [CRCW060315K0FKEE](#)  
[CRCW060320K5FKEE](#) [CRG0201F10K](#) [RCG0402150RFKED](#) [RCG04023K92FKED](#) [RCP2512B100RGWB](#) [RCWP110010R0FKS3](#)  
[RCWP11002K00FKS3](#) [RCWP12061K00FKS2](#) [3520510RJT](#) [352075KJT](#) [M55342K11B9E53RUL](#) [RMC16-102JT](#) [RMC1JPTE](#) [TR0603MR-](#)  
[075K1L](#) [5-2176094-4](#) [35202K7JT](#) [WF06Q1000FTL](#) [ERJ-S03J1R0V](#) [ERJ-S14J4R7U](#) [CHP2512L4R30GNT](#) [CPCC10270R0JE32](#)  
[RCWP11001K00FKS3](#)