



CATALOGUE 2020/2021

Professional tool solutions



ONE THING THAT HASN'T CHANGED. ACCURACY IS STILL OUR PASSION.

For over 150 years, the name STAHLWILLE has been a byword for innovative premium handtools that are »Made in Germany«. With its intelligent torque technology and tool systems, high-grade tightening tools and individual solutions for tool storage in a modern design, STAHLWILLE continues to redefine standards. The company unites all the outstanding features of traditional German forging, state-of-the-art production techniques and digital technologies – from classic handtools and automatic calibration systems through to interconnected tool solutions for the next generation, STAHLWILLE is recognised as being a leading, worldwide pace-setter in the handtools industry.



CONTENTS

Factory and workshop equipment, sets of tools
[» Page 9](#)



1

Spanners
[» Page 83](#)



2

Sockets, drive parts
and adapters for manual drives
[» Page 107](#)



3

IMPACT sockets, drive parts
and adapters for power drives, bits
[» Page 167](#)



4

Torque tools,
torque testers
[» Page 187](#)



5

Screwdrivers
[» Page 253](#)



6

Pliers & cutters
[» Page 271](#)



7

Pipe-handling tools, hammers, chisels, files,
miscellaneous tools
[» Page 299](#)



8

Pullers
[» Page 319](#)



9

Special-purpose tools for automotive
[» Page 327](#)



10

VDE tools
[» Page 373](#)



11

STAHLWILLE DAPTIQ®.

ENABLING THE NETWORKED DIMENSION OF HANDTOOLS.

Wherever professional tool solutions are used, computerisation and automation also play a pioneering role. Industry 4.0 is on everyone's lips - and those who computerise their processes will benefit from increased efficiency and transparency as well as higher process capability.

This is why STAHLWILLE is already leading the field today with a range of products that can be interconnected and networked and that open the door to a new future. Discover DAPTIQ® and its many applications: WORK, CHECK and STORE.



Solutions for the production environment.

The WORK application area includes tools that interact smoothly with the production planning and control system (PPC). The PPC can transmit messages to the MANOSKOP® display, read out data and adjust settings.

CHECK

The easy way to schedule test equipment planning.

The products developed for the CHECK application area communicate with IMTE management and CAQ. The superordinate system has access to all the test data all the time. The user is not required to do anything - all the data and logs of the calibration process are securely transmitted.



STORE

Inventory control and more.

STORE stands for the storage solutions of the future: even the most extensive tool sets can be checked for completeness within a few seconds. All the data is immediately available in the ERP system.



A WORLDWIDE PRESENCE. AND IN CLOSE CONTACT WITH THE CUSTOMER.

Professional users on all continents rely on the quality and performance of STAHLWILLE tool solutions. Hardly surprising, when you think that we and our well established sales network are always close at hand. With its experienced application engineers, STAHLWILLE has also proven its competence as a project partner and its reliability as a supplier in countless projects around the globe, for example in aviation, transport, power generation and general industry.



SOPHISTICATED – DOWN TO THE LAST DETAIL. OUR HIGHLIGHTS AT A GLANCE.

The name STAHLWILLE has always stood for tools that go well beyond the standard solution. The commitment has always been to deliver that additional decisive detail, greater accuracy, better thought-out and technologically more advanced products. Our customers know this worldwide, across all industries.



Flexible rod principle

Mechanical torque wrenches from STAHLWILLE have a wear-resistant trigger system with a flexible rod. In contrast to conventional torque wrenches with spiral springs, the STAHLWILLE system eliminates one key work step: once the fastener has been tightened, it is not necessary to reset the wrench to »0«.



More detailed information on the flexible rod system can be found at www.stahlwille.de/videos/flexible-rod-system



Electromechanical triggering

The best of both worlds: electromechanical torque wrenches from STAHLWILLE combine the uncompromising accuracy of an electronic torque tool with the comforting tactile feedback of a mechanical trigger mechanism.



More detailed information on the electromechanical trigger mechanism can be found at www.stahlwille.de/videos/em-click-trigger



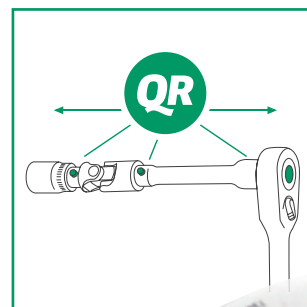
Fine tooth ratchet mechanisms
STAHLWILLE fine tooth ratchets have a specially developed, perfectly balanced mechanism with 80 teeth, ensuring maximum load capacity and, at the same time, excellent durability. With STAHLWILLE fine-tooth ratchets, no less than eight teeth engage at once, which provides smooth working action. The tight ratchet angle of only 4.5° enables efficient working in confined spaces



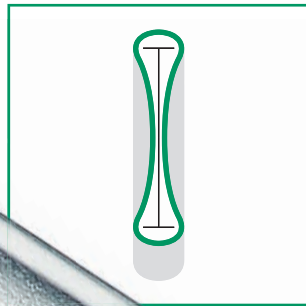
More detailed information on the mechanics of our fine-tooth ratchets can be found at www.stahlwille.de/videos/fine-tooth-ratchets

QuickRelease

STAHLWILLE QuickRelease is the only locking system on the market that locks every single item in the tool chain - from the ratchet, the cross handle or the crank to the extension, universal joint and the socket insert - without taking up more space than a tool without a safety system. In this way, QuickRelease prevents unintentional loss of tools from the ratchet through to the bolting point and ensures maximum safety - even in the tightest of spaces.



FOD prevention The screwless tool design protects against foreign object damage (FOD) and provides greater safety for bolted joints, especially in sensitive areas such as aviation.



Double T-profile

The double T-profile used for the STAHLWILLE open-jaw and ring spanners saves material where it is not needed and guarantees two things at once: peak dimensional stability and extremely low weight, whichever spanner size you pick up. As a result, tool-kits from STAHLWILLE weigh considerably less. But that is not all: the double T-profile from STAHLWILLE fits snugly in the hand, allows fatigue-free working and can be gripped comfortably and safely. This also increases user safety.



AS-Drive and HPQ

STAHLWILLE spanners and sockets have the sophisticated AS-Drive profile. Thanks to this profile, the forces applied are transferred ideally to the flats of nuts & bolts. This allows even large forces to be applied without causing damage to the bolt and nut. STAHLWILLE HPQ® socket provide the same reliability. Since they are made of tough, high-grade steel, they have extremely thin walls and are nevertheless extremely resilient.





1 FACTORY AND WORKSHOP EQUIPMENT, SETS OF TOOLS

Tool trolleys, workbenches and accessories
>> Page 10



CONVERTA and accessories
>> Page 19



Tool boxes, tool cases and accessories
>> Page 21



Sets of tools
>> Page 30



Sales aids and accessories
>> Page 80



The right solution for every professional. **STAHLWILLE tool trolleys.**

1



STAHLWILLE's »Made in Germany« tool trolleys feature state-of-the-art design, a high standard of safety and many sophisticated details. Four models are available – and with them, numerous opportunities for personalising the trolleys in a way that leaves nothing to be desired.



RESILIENT.

Particularly high static load capacity of up to 750 kg (95, 95VA) or 1,400 kg (98VA).

VERSATILE.

Six, seven or eight drawers? White, anthracite grey, green, red or blue? Models 95, 95VA and 98VA leave nothing to be desired.

100%

SOPHISTICATED.

All the drawers can be fully extended. Use of STAHLWILLE's standard TCS inlays or the variable drawer dividers ensures a clear overview and easy tool removal.



SAFE.

The three-stage locking system prevents toppling, stops drawers opening inadvertently in transit and makes them tamper-proof (95, 95VA and 98VA).



1

Comparison of features	90	95	95VA	98VA
Drawers	6	6 / 7 / 8	6 / 7 / 8	6 / 7 / 8
Inside dimension	530 x 350 mm	530 x 350 mm	530 x 350 mm	700 x 530 mm
Tray	Plastic	Plastic	Stainless steel	Stainless steel
Colours	Anthracite grey	White, anthracite grey, green, red, blue	White, anthracite grey, green, red, blue	White, anthracite grey, green, red, blue
Safety concept	2-stage	3-stage	3-stage	3-stage
Wheels	∅ 100 mm	∅ 125 mm	∅ 125 mm	∅ 125 mm, ball-bearing mounted
Parking brake	1	2	2	2
Drawer extension	100%	100%	100%	100%
Drawer load max.	25 kg	30 kg	30 kg	40 kg
Load pick-up	300 kg	750 kg	750 kg	1.400 kg



GENTLE.

All-round damping protectors guard the trolley and its contents against impact damage (95, 95VA and 98VA).

MOBILE.

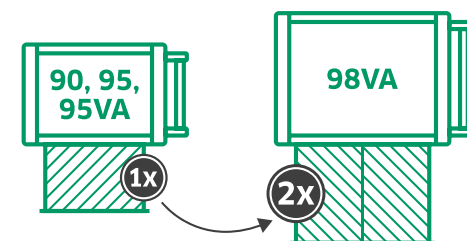
The special carpet protection features protect the bearings of the oil and acid resistant wheels (95, 95VA and 98VA).

PRACTICAL.

Maximum manoeuvrability thanks to highly elastic wheels (95, 95VA and 98VA).

ROBUST.

Sturdy construction using high-grade materials to ensure durability.



LOTS MORE.

In comparison with models 90, 95 and 95VA, this model offers 100% more drawer volume.



Detailed information in our video:
www.stahlwille.de/videos/werkstattwagen

Ready for anything. WB620 Mobile Workbench.

1



STAHLWILLE's Mobile Workbench WB620 – state-of-the-art, sturdy and versatile, based on the highly successful Tool Trolley 95VA. The working height of 103 cm is ideal for professional work, the worktop is generously dimensioned and the unit is equipped with seven fully extendible drawers. The three-stage safety concept protects against unauthorised removal of tools and prevents toppling since only one drawer can be opened at any time.

HIGH-GRADE.

The sturdy construction, multiplex worktop (115 x 50 cm) and such sophisticated features as the protective base strip made of stainless steel ensure the legendary »made in Germany« durability that STAHLWILLE is famous for.

ERGONOMICALLY REFINED.

Strain-free working thanks to the 103-cm-high worktop.



SAFE.

Central locking with a recessed lateral cylinder lock. Together with the fold-down key, this reduces injuries and damage. Individual locks prevent inadvertent opening in transit.



AMPLE SPACE.

Seven drawers and the spacious cabinet section provide plenty of storage space. Particularly convenient: the shelves in the cabinet section are adjustable in 5-cm steps. Additional shelves available on request.



RESILIENT.

The robust construction allows a drawer load of up to 30 kg.

Tool trolley 90

- two-stage safety logic:
 - central locking with a cylinder lock and fold-down key
 - individual locks prevent inadvertent opening in transit
- sturdy push-bar
- particularly tough, oil and skydrol resistant worktop made of ABS with compartments for small components
- oil and acid resistant wheels (∅ 100 mm) with carpet protection to prevent ingress of dirt and fibres into bearings, with one parking brake
- can be enhanced with STAHLWILLE standard and TCS inlays (see page 46–79)

90/6A Tool trolley

- 6 locking, easily removable drawers mounted in full-extension runners



Code	colour	∅ kg
8120000		charcoal grey, RAL 7016

SCH 90 Drawers



1

Code	size	dimensions mm	for No	∅ kg
81490080	80SI	530 x 350 x 80	90/6A	3.1
81490120	120SI	530 x 350 x 120	90/6A	3.6
81490165	165SI	530 x 350 x 165	90/6A	4.5

R 90 Set of wheels

- set consists of 2 fixed wheels and 2 pivoting, 100 mm ∅
- 1 wheel with locking brake



Code	for No	∅ kg
81490000	90/6A	2.8

910 Non-slip mat GRIPMAT

- protects the tools
- prevents them sliding and rattling



Code	Length mm	Width mm	∅ g
89010003	3800	370	680

Tool Trolley No 90.

Simple. Impressive.



100% **Sophisticated.**
Six arrestable, easily removable drawers mounted in full-extension runners.

(P) **Safe.**
Oil and acid resistant castors (∅ 100 mm) with one parking brake.

🔒 **Doubly secure.**
Central locking with a cylinder lock and fold-down key. Individual locks prevent inadvertent opening in transit.

Tool trolley 95

- three-stage safety logic:
 - central locking with a cylinder lock and fold-down key
 - individual locks prevent inadvertent opening in transit
 - topple-proof - it is not possible to pull out more than one drawer at a time
- stainless steel handle with reinforced connection to body
- impact protection strips with wrap-around bumper
- particularly tough, oil and skydrol resistant worktop made of ABS with compartments for small components
- oil and acid resistant low-friction wheels (∅ 125 mm) with carpet protection to prevent ingress of dirt and fibres into bearings, with two parking brakes
- paper-roll holder
- 5 standard colour shades, drawers in two colours (silver with black full-width handle)
- perforations from both sides for hooks No 8031-8041, e.g. for larger tools
- can be enhanced with STAHLWILLE standard and TCS inlays (see page 46-79)

1

95/6 Tool trolleys TTS

- 6 easily removable drawers mounted in full extension rails with bearing cage guidance (fully extendible roller-mounted runners as an option)



Code	No	colour	∅ kg
81200010	95/6G	STAHlwILLE green	69
81200011	95/6R	red, RAL 3020	69
81200012	95/6B	blue, RAL 2703035	69
81200013	95/6A	charcoal grey, RAL 7016	69
81200014	95/6W	white, RAL 9010	69

913/4 ABS Cover

- oil and skydrol resistant



Code	for No	dimensions mm	∅ g
81490004	95	565 x 490 x 23	965

95/7 Tool trolleys TTS

- 7 easily removable drawers mounted in full extension rails with bearing cage guidance (fully extendible roller-mounted runners as an option)



Code	No	colour	∅ kg
81200015	95/7G	STAHlwILLE green	72
81200016	95/7R	red, RAL 3020	72
81200017	95/7B	blue, RAL 2703035	72
81200018	95/7A	charcoal grey, RAL 7016	72
81200019	95/7W	white, RAL 9010	72

95/8 Tool trolleys TTS

- 8 easily removable drawers mounted in full extension rails with bearing cage guidance (fully extendible roller-mounted runners as an option)



Code	No	colour	∅ kg
81200020	95/8G	STAHlwILLE green	75
81200021	95/8R	red, RAL 3020	75
81200022	95/8B	blue, RAL 2703035	75
81200023	95/8A	charcoal grey, RAL 7016	75
81200024	95/8W	white, RAL 9010	75

R 95 Set of wheels

- set consists of 2 fixed low-friction wheels and 2 pivoting, 125 mm ∅
- 2 wheels with locking brake



Code	for No	∅ kg
81490001	WB620; 95; 95VA	3.9

Tool trolley 95VA

- three-stage safety logic:
 - central locking with a cylinder lock and fold-down key
 - individual locks prevent inadvertent opening in transit
 - topple-proof - it is not possible to pull out more than one drawer at a time
- drawers can be identified with multiple stickers per drawer (sheet of stickers included in delivery)
- stainless steel handle with reinforced connection to body
- impact protection strips with wrap-around bumper
- wear and scratch-resistant worktop and ribbed protective base strip in stainless steel
- oil and acid resistant low-friction wheels (∅ 125 mm) with carpet protection to prevent ingress of dirt and fibres into bearings, with two parking brakes
- paper-roll holder
- 5 standard colour shades, drawers in two colours (silver with black full-width handle)
- perforations from both sides for hooks No 8031-8041, e.g. for larger tools
- can be enhanced with STAHLWILLE standard and TCS inlays (see page 46–79)

95VA/6 Tool trolleys TTS

- 6 easily removable drawers mounted in full extension rails with bearing cage guidance (fully extendible roller-mounted runners as an option)



Code	No	colour	∅ kg
81200055	95VA/6G	STAHLWILLE green	73.5
81200056	95VA/6R	red, RAL 3020	73.5
81200057	95VA/6B	blue, RAL 2703035	73.5
81200058	95VA/6A	charcoal grey, RAL 7016	73.5
81200059	95VA/6W	white, RAL 9010	73.5

95VA/7 Tool trolleys TTS

- 7 easily removable drawers mounted in full extension rails with bearing cage guidance (fully extendible roller-mounted runners as an option)



Code	No	colour	∅ kg
81200060	95VA/7G	STAHLWILLE green	75.5
81200061	95VA/7R	red, RAL 3020	75.5
81200062	95VA/7B	blue, RAL 2703035	75.5
81200063	95VA/7A	charcoal grey, RAL 7016	75.5
81200064	95VA/7W	white, RAL 9010	75.5

95VA/8 Tool trolleys TTS

- 8 easily removable drawers mounted in full extension rails with bearing cage guidance (fully extendible roller-mounted runners as an option)



Code	No	colour	∅ kg
81200065	95VA/8G	STAHLWILLE green	78
81200066	95VA/8R	red, RAL 3020	78
81200067	95VA/8B	blue, RAL 2703035	78
81200068	95VA/8A	charcoal grey, RAL 7016	78
81200069	95VA/8W	white, RAL 9010	78

SCH 95VA Drawers

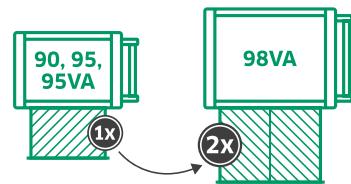


Code	size	dimensions mm	for No	∅ kg
81493080	80SI	530 x 350 x 80	95VA/6; 95VA/7; 95VA/8	2.8
81493120	120SI	530 x 350 x 120	95VA/6; 95VA/7	3.3
81493160	160SI	530 x 350 x 160	95VA/6; 95VA/7; 95VA/8	3.9

1

Tool trolley 98VA


- in comparison with the 90, 95 and 95VA models, this model offers 100% more drawer volume



- three-stage safety logic:
 - central locking with a cylinder lock and fold-down key
 - individual locks prevent inadvertent opening in transit
 - topple-proof - it is not possible to pull out more than one drawer at a time
- drawers can be identified with multiple stickers per drawer (sheet of stickers included in delivery)
- stainless steel handle with reinforced connection to body
- impact protection strips with wrap-around bumper
- wear and scratch-resistant worktop and ribbed protective base strip in stainless steel
- oil and acid resistant ball-bearing mounted low-friction wheels (∅ 125 mm) with carpet protection to prevent ingress of dirt and fibres into bearings, with two parking brakes
- paper-roll holder
- 5 standard colour shades, drawers in two colours (silver with black full-width handle)
- perforations from both sides for hooks No 8031-8041, e.g. for larger tools
- can be enhanced with STAHLWILLE standard and TCS inlays (see page 46-79)

98VA/6 Tool trolleys TTS


- 6 easily removable drawers mounted in full extension rails with bearing cage guidance



Code	No	colour	kg
81200099	98VA/6G	STAHLWILLE green	98
81200100	98VA/6R	red, RAL 3020	98
81200101	98VA/6B	blue, RAL 2703035	98
81200102	98VA/6A	charcoal grey, RAL 7016	98
81200103	98VA/6W	white, RAL 9010	98

98VA/7 Tool trolleys TTS


- 7 easily removable drawers mounted in full extension rails with bearing cage guidance



Code	No	colour	kg
81200104	98VA/7G	STAHLWILLE green	100
81200105	98VA/7R	red, RAL 3020	100
81200106	98VA/7B	blue, RAL 2703035	100
81200107	98VA/7A	charcoal grey, RAL 7016	100
81200108	98VA/7W	white, RAL 9010	100

98VA/8 Tool trolleys TTS

- 8 easily removable drawers mounted in full extension rails with bearing cage guidance



Code	No	colour	kg
81200109	98VA/8G	STAHLWILLE green	102
81200110	98VA/8R	red, RAL 3020	102
81200111	98VA/8B	blue, RAL 2703035	102
81200112	98VA/8A	charcoal grey, RAL 7016	102
81200113	98VA/8W	white, RAL 9010	102

SDH 98 Spray-can holder

- for 6 spray-cans (max. ∅ 67 mm) and 7 screwdrivers



Code	for No	kg
89010049	98VA	1.9

R 98 Set of wheels

- set consists of 2 fixed and 2 pivoting ball-bearing mounted low-friction wheels, \varnothing 125 mm
- 2 wheels with locking brake



Code	for No	\varnothing kg
81490005	WB620, 95, 95VA, 98VA	4.5

SCH 98VA Drawers



Code	size	dimensions mm	for No	\varnothing kg
81492080	80SI	700 x 530 x 80	98VA/6; 98VA/7; 98VA/8	4.4
81492120	120SI	700 x 530 x 120	98VA/6; 98VA/7	5
81492160	160SI	700 x 530 x 160	98VA/6; 98VA/7; 98VA/8	6

AB 98 Rubbish bin

- capacity approx. 14 l



Code	dimensions mm	for No	\varnothing kg
89010053	456 x 150 x 370	98VA	3.5

913/95, 913/98 Multiplex beechwood worktop



Code	No	for No	dimensions mm	\varnothing kg
89010031	913/95	95VA	563 x 415 x 15	2.8
89010032	913/98	98VA	741 x 570 x 15	4.8

KH 91 Cable holder

- for storing cable and hoses



Code	for No	dimensions mm	\varnothing kg
89010040	WB620; 95; 95VA; 98VA	200 x 153 x 170	0.9


Mobile workbench WB620

- three-stage safety logic:
 - central locking with a cylinder lock and fold-down key
 - individual locks prevent inadvertent opening in transit
 - topple-proof - it is not possible to pull out more than one drawer at a time
- large worktop with multiplex beechwood worktop, 1150 x 500 mm
- ribbed protective base strip made of stainless steel
- oil and acid resistant wheels (\varnothing 125 mm) with carpet protection to prevent ingress of dirt and fibres into bearings, with two parking brakes
- roomy storage area with an adjustable shelf in the cabinet (perforations 50 mm)
- paper-roll holder
- lateral lockable cabinet door with magnetic closure
- perforations from both sides for hooks No 8031-8041, e.g. for larger tools
- drawers and cabinet part have the same locking mechanism
- can be combined with accessories range for Tool Trolley 95
- can be enhanced with STAHLWILLE standard and TCS inlays (see page 46-79)

1

WB620 Mobile workbench

- 7 easily removable drawers mounted in full extension rails with bearing cage guidance



Code	colour	\varnothing kg
85010620	charcoal grey, RAL 7016	87

WB620 FB Compartment shelf

- additional shelf for mobile workbench WB620



Code	colour	dimensions mm	\varnothing kg
85110620	silver, RAL 9006	452 x 394 x 8	1.3


Mobile workbench 96/3

- with chassis and retractable tool panel
- aluminium handle
- automatic catches on all drawers prevent them opening in transit
- lockup cabinet with height-adjustable shelf
- worktop is 50 mm thick, warp- and water resistant, multilayer bonded beech wood with clear varnish finish
- front edge has hardwood edging strip

1

96/3 Mobile workbench

- 5 ball-bearing mounted steel drawers with slotted liners for partitioning drawers



Code	for No	⚖️ kg
85030003		166.5

SDH 95 Spray-can holder

- for 4 spray-cans (max. \varnothing 67 mm) and 5 screwdrivers



Code	for No	⚖️ kg
81490003	WB620; 95; 95VA	1.4

AB 95 Rubbish bin

- capacity approx. 9 l



Code	for No	dimensions mm	⚖️ kg
89010052	WB620; 95; 95VA	302 x 133 x 320	2

R 95/98S Set of wheels, with directional locks

- 4 ball-bearing mounted, smooth-running swivelling wheels (\varnothing 125 mm)
- 2 with parking brakes, 2 with directional locks



Code	for No	⚖️ kg
89480003	WB620; 95; 95VA; 98VA	5.4

SCH 95 Drawers



Code	size	dimensions mm	for No	⚖️ kg
81491080	80SI	530 x 350 x 80	WB620; 95/6; 95/7; 95/8	2.7
81491120	120SI	530 x 350 x 120	WB620; 95/6; 95/7	3.3
81491160	160SI	530 x 350 x 160	WB620; 95/6; 95/7; 95/8	3.4

912 Empty tray for small components

- with compartments for small parts such as screws, nuts etc.
- oil and skydrol resistant
- 8 compartments each 60 x 80 mm or 80 x 80 mm
- 2 compartments each 100 x 165 mm or 50 x 330 mm



Code	for No	dimensions mm	⚖️ g
83812070	WB620; 95; 95VA; 98; 920; 922N	520 x 340 x 30	330

VE 50-150 Drawer separators

- allow you to divide up the drawer the way you need it
- consisting of: one each galvanised steel front and back piece and three separators



Code	for No	dimensions mm	⚖️ kg
81484001	WB620; 90; 95; 95VA; 98VA; 920; 922N	530 x 350 x 40	0.8

920 Magazine case CONVERTA

- with 5 drawers and 5 magazines
- converts to tool trolley with undercarriage No R 920**
- features two removable spray can holders on the end pieces of the case and two integrated lifting handles
- drawers for mounting magazines are removable and lockable in fully extended position
- the magazines can be replaced with standard drawers
- the worktop of the case is fitted with an oil and skydrol resistant plastic mat with compartments for small components



Code	Colour	Can be combined with No	⚖️ kg
81480000	red, RAL 3020	920; 922N; R 920	53.6

R 920 Set of wheels

- set consists of 2 fixed wheels and 2 pivoting, \varnothing 125 mm
- 2 wheels with locking brake



Code	for No	⚖️ kg
89480001	920; 922N	4.3

920 C Tool magazines

- coated with environmentally friendly silver-coloured textured powder-coat
- for use with magazine drawers No 920 C-SCH



Code	No	dimensions mm	for No	⚖️ kg
81481060	920 C 60	530 x 350 x 48	920; 922N	3.7
81481080	920 C 80	530 x 350 x 68	920; 922N	3.3

920 C-SCH Magazine drawer

- coated with environmentally friendly silver-coloured textured powder-coat
- for mounting tool magazines No 920 C



Code	dimensions mm	for No	⚖️ kg
81481000	350 x 530	920 C	2.6

922N Wheely box with drawers CONVERTA

- with 4 wheels \varnothing 125 mm (2 pivoting castors, one wheel with parking brake)
- with 5 silver-coloured drawers
- drawers are removable and lockable in fully extended position
- the worktop of the case is fitted with an oil and skydrol resistant plastic mat with compartments for small components
- spray can holders No SDH 921 can be retrofitted to the sides (please order separately)



Code	Colour	Can be combined with No	⚖️ kg
96480002	red, RAL 3020	920	39.5

SCH 60-80 Drawers

- coated with environmentally friendly silver-coloured textured powder-coat



Code	No	dimensions mm	Can be combined with No	⚖️ kg
81482060	SCH 60	530 x 350 x 60	922N	2.4
81482080	SCH 80	530 x 350 x 80	920; 922N	2.8

913 Cover

- oil and skydrol resistant



Code	for No	dimensions mm	⚖️ g
89010011	920; 922N	680 x 450 x 20	936

SDH 921 Spray can and paper roll holder

- coated with environmentally friendly silver-coloured textured powder-coat



Code	for No	⚖️ kg
81483001	920; 922N	1.4

1

Accessories Tool Trolley, Tool Box and Mobile Workbench

1

	No 90/6A	No 95/6	No 95/7	No 95/8	No 95VA/6	No 95VA/7	No 95VA/8	No 98VA/6	No 98VA/7	No 98VA/8	No 920	No 922N	No WB620
Drawers													
	SCH 90-80SI	•											
	SCH 90-120SI	•											
	SCH 90-165SI	•											
	SCH 95-80SI		•	•	•								•
	SCH 95-120SI		•	•									•
	SCH 95-160SI		•	•	•								•
	SCH 95VA-80SI				•	•	•						
	SCH 95VA-120SI				•	•							
	SCH 95VA-160SI				•	•	•						
	SCH 98VA-80SI							•	•	•			
	SCH 98VA-120SI							•	•				
	SCH 98VA-160SI							•	•	•			
	SCH 60										•	•	
	SCH 80										•	•	
Drawers separators													
	VE 50-150	•	•	•	•	•	•	•	•	•	•	•	•
Magazine drawer													
	920C-SCH										•	•	
Tool magazines													
	920 C 60										•	•	
	920 C 80										•	•	
	920 C 120												
Empty tray for small components													
	912		•	•	•	•	•	•	•	•	•	•	•
Worktops													
	913										•	•	
	913/4		•	•	•								
Wooden worktops													
	913/95				•	•	•						
	913/98						•	•	•				
Cable holder													
	KH 91		•	•	•	•	•	•	•	•			•
Spray can holders													
	SDH 95		•	•	•	•	•						•
	SDH 98						•	•	•				
	SDH 921										•	•	
Rubbish bins													
	AB 95		•	•	•	•	•						•
	AB 98						•	•	•				
Sets of wheels													
	R90	•											
	R95		•	•	•	•	•						•
	R98		•	•	•	•	•	•	•	•			•
	R95/98S		•	•	•	•	•	•	•	•			•
	R920										•	•	

Tool boxes

13217 Tool trolleys

- extremely sturdy, tool trolley resilient to loads and made of polypropylene for professional use
- 5 easily removed lockable drawers with transparent covers, with endstops for the extendible rails, 3 different drawer heights
- drawers can be inserted in any order
- with one top cover and one front cover, both folding
- the top cover is fitted with napped foam to hold tools firmly in place
- one removable tray with 2 handles and 2 transparent drawer covers under the top cover
- drawers can be used as separate tool boxes using the transparent cover
- tool case and drawers can be individually marked
- 2 smooth-running twin castors on the telescopic-handle side
- adaptable for vertical transport using 4 castors, R 13217 set of castors (please order separately)

- extendible telescopic handle facilitates transport
- 2 carrying handles at the sides
- resistant to skydrol, acetone, petrol and hydraulic fluids
- carrying capacity 60 kg
- 3 locking positions with padlock
- also available as IP67 version (6 drawers, 4 x 30 mm, 2 x 60 mm)**
- additional catches and seals protect against water and dust.**
- Special valve for pressure relief**
- also available with all-round high-visibility reflecting surface (5 drawers, 2 x 30 mm, 3 x 60 mm), for increased safety when working in dark surroundings**
- individually tailored cases are available on request**

1

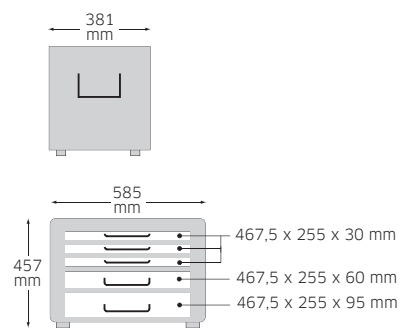


13217 TS IP67

13217 TS RF



Delivery without tools



Code	No	colour	⚖ kg
8109 1301	13217 LGE	luminous yellow	15.6
8109 1304	13217 LR	luminous red	15.6
8109 1306	13217 TS	jet black	15.6
8109 1322	13217 TS IP67	jet black	15.6
9689 4809	13217 TS RF	jet black (with reflecting film)	15.6

805/4 WT TCS Tool set for tool trolley No 13217



- 89 tools, in TCS inlays (Tool Control System see page 57)
- additional sets of tools with tool trolley No 13217 on pages 38, 41, 43, 44

Code	⚖️ kg
97842803	9.1



96834315 96834316



96834317 96834318

96834315	No	Content
	40	1/4" ○ 5; 5.5; 6; 7; 8; 9; 10; 11; 12; 13 mm
	400	1/4" ■ 150 mm
	405/2	1/4" ■ ○ 54 mm
	405/6	1/4" ■ ○ 150 mm
	407	1/4" ■ ○ 38 mm
	412	1/4" ○ ○
	415	1/4" ■
	52	1/2" ○ 10; 11; 12; 13; 14; 15; 16; 17; 18; 19; 20; 21; 22; 24; 27; 30; 32 mm
	509/3	1/2" ■ ○ 75 mm
	509/5	1/2" ■ ○ 130 mm
	509/10	1/2" ■ ○ 255 mm
	510	1/2" ■ ○ 71 mm
	512	1/2" ■

96834316	No	Content
	13	6; 7; 8; 10; 11; 12; 13; 14; 15; 16; 17; 18; 19; 22; 24 mm

96834317	No	Content
	10767/9	1.5; 2; 2.5; 3; 4; 5; 6; 8; 10 mm
	10771/8	sizes T9; T10; T15; T20; T25; T27; T30; T40
	65015180	180 mm
	65295200	200 mm
	65516240	240 mm
	66025160	160 mm

96834318	No	Content
	17	8; 10; 13; 17; 19 mm
	4620	size 1 (0.6 x 3.5 x 75 mm) size 2 (0.8 x 4.0 x 100 mm) size 3 (1.0 x 5.5 x 125 mm) size 4 (1.2 x 6.5 x 150 mm) size 5 (1.6 x 8.0 x 175 mm)
	4628	size 1 (0.4 x 2.5 x 60 mm)
	4630	PH1; PH2; PH3
	4734	PH2

R 13217 Set of wheels

- optional
- extra castors allowing upright travel on four wheels
- 4 swivelling castors, 2 of which with parking brakes



Code	for No	⚖️ kg
96894805	13217	0.7

13217 TA Transparent cover

- the cover is fitted to the top lid and provides additional storage space, e.g. for documents
- delivery includes fixing materials



Code	for No	⚖️ kg
89010100	13217	0.6

TR-SCH Drawers

- for tool trolley No 13217
- black



Code	size	dimensions mm	⚖️ kg
81483230	30 SC	467.5 x 255 x 30	0.6
81483260	60 SC	467.5 x 255 x 60	0.9
81483295	95 SC	467.5 x 255 x 95	1

806/6 WT TCS Tool set for tool trolley No 13217



- 104 tools in TCS inlays (Tool Control System see page 57)
- additional sets of tools with tool trolley No 13217 on pages 38, 41, 43, 44

Code	⚠
	kg
97830207	14.2



96830094



96830095



96830096



96830097



96830098



96830099

96830094	No	Content
	40	1/4" ○ 5.5; 6; 7; 8; 9; 10; 11; 12; 13; 14 mm
	400	1/4" ■ 150 mm
	404	1/4" ■ 116 mm
	405/2	1/4" ■ ○ 54 mm
	405/6	1/4" ■ ○ 150 mm
	407	1/4" ■ ○ 38 mm
	412	1/4" ○ ○
	415	1/4" ■
	52	1/2" ○ 10; 11; 12; 13; 14; 15; 16; 17; 18; 19; 20; 21; 22; 24; 27; 30; 32 mm
	506	1/2" ■ 300 mm
	509/2	1/2" ■ ○ 52 mm
	509/5	1/2" ■ ○ 130 mm
	509/10	1/2" ■ ○ 255 mm
	510	1/2" ■ ○ 71 mm
	512	1/2" ■

96830095	No	Content
	10	6 x 7; 8 x 9; 10 x 11; 12 x 13; 14 x 15; 16 x 17; 18 x 19; 20 x 22; 24 x 27; 30 x 32 mm

96830096	No	Content
	17	8; 10; 13; 17; 19 mm
	102	175 mm
	108	150 x 6; 175 x 6 mm
	109	size 6; 100 x 3.4 mm
	10760CV	1.5; 2; 2.5; 3; 4; 5; 6; 8; 10; 12 mm
	10961	500 g

96830097	No	Content
	65015180	180 mm
	65295200	200 mm
	65434002	J2 180 mm
	65454002	A2 180 mm
	65516240	240 mm
	65642250	250 mm
	66025160	160 mm

96830098	No	Content
	13	6; 7; 8; 9; 10; 11; 12; 13; 14; 15; 16; 17; 18; 19; 20; 21; 22; 24 mm

96830099	No	Content
	4620	size 1 (0.6 x 3.5 x 75 mm) size 2 (0.8 x 4.0 x 100 mm) size 3 (1.0 x 5.5 x 125 mm) size 4 (1.2 x 6.5 x 150 mm) size 5 (1.6 x 8.0 x 175 mm)
	4630	PH1; PH2; PH3
	10956	∅ 35 mm

1

TCS inlays for tool trolley No 13217

TCS WT 10/10 6-32 mm



- for the drawers of tool trolley No 13217
- 460 x 250 x 30 mm
- 10 pieces



Code	⚠
	g
96830120	1545

No	Content
10	6 x 7; 8 x 9; 10 x 11; 12 x 13; 14 x 15; 16 x 17; 18 x 21; 20 x 22; 24 x 27; 30 x 32 mm

TCS WT 10a/9



- for the drawers of tool trolley No 13217
- 460 x 250 x 30 mm
- 9 pieces



Code	⚠
	g
96830124	1600

No	Content
10a	1/4 x 5/16; 3/8 x 7/16; 1/2 x 9/16; 19/32 x 11/16; 5/8 x 3/4; 3/4 x 7/8; 25/32 x 13/16; 15/16 x 1; 1 1/8 x 1 5/16"

1

TCS WT 13/18 6-24 mm



- for the drawers of tool trolley No 13217
- 460 x 250 x 60 mm
- 18 pieces



Code	g
96830121	1940

No	Content
13	6; 7; 8; 9; 10; 11; 12; 13; 14; 15; 16; 17; 18; 19; 20; 21; 22; 24 mm

TCS WT 13a/22



- for the drawers of tool trolley No 13217
- 460 x 250 x 60 mm
- 22 pieces



Code	g
96830125	2440

No	Content
13a	3/16; 13/64; 7/32; 15/64; 1/4; 9/32; 5/16; 11/32; 3/8; 7/16; 1/2; 9/16; 19/32; 5/8; 11/16; 3/4; 25/32; 13/16; 7/8; 15/16; 1; 1 1/16"

TCS WT 17/12



- for the drawers of tool trolley No 13217
- 460 x 250 x 30 mm
- 12 pieces



Code	g
96830128	1485

No	Content
17	8; 9; 10; 11; 12; 13; 14; 15; 16; 17; 18; 19 mm

TCS WT 240/10



- for the drawers of tool trolley No 13217
- 460 x 250 x 30 mm
- 10 pieces



Code	g
96830130	2005

No	Content
240	8; 10; 11; 12; 13; 14; 16; 17; 18; 19 mm

TCS WT 40/4008/10/9



- for the removable tray of tool trolley No 13217
- cannot be combined with transparent cover 13217 TA
- 460 x 250 x 30 mm
- 39 pieces



Code	g
96830132	985

No	Content
40	1/4" ○ 4; 4.5; 5; 6; 7; 8; 10; 11; 12; 13 mm
405QR/2	1/4" ■ ○ 54 mm
405QR/6	1/4" ■ ○ 150 mm
407QR	1/4" ■ ○ 38 mm
412	1/4" ○ ○
415QR N	1/4" ■
1204/21-1	4 x ⊕ 4 x ⊕ 9 x ⊕ 3 x ○
3115/1	1/4" ■ ●
4008	1/4" ○ sizes 1; 2

TCS WT 40/52/27/13



- for the removable tray of tool trolley No 13217
- cannot be combined with transparent cover 13217 TA
- 455 x 240 x 30 mm
- 40 pieces



Code	g
96830117	4000

No	Content
40	1/4" ○ 5.5; 6; 7; 8; 9; 10; 11; 12; 13; 14 mm
400	1/4" ■ 150 mm
404	1/4" ■ 116 mm
405/2	1/4" ■ ○ 54 mm
405/6	1/4" ■ ○ 150 mm
407	1/4" ■ ○ 38 mm
412	1/4" ○ ○
415QR N	1/4" ■
52	1/2" ○ 10; 11; 12; 13; 14; 15; 16; 17; 18; 19; 20; 21; 22; 24; 27; 30; 32 mm
506	1/2" ■ 300 mm
509/2	1/2" ■ 52 mm
509/5	1/2" ■ ○ 130 mm
509/10	1/2" ■ ○ 255 mm
510	1/2" ■ ○ 71 mm
512QR N	1/2" ■

TCS WT 40/45/46/37/14



- for the removable tray of tool trolley No 13217
- cannot be combined with transparent cover 13217 TA
- 455 x 240 x 30 mm
- 51 pieces



Code	ΔΔ g
96830123	2500

No	Content
40aD	1/4" ○ 3/16; 7/32; 1/4; 9/32; 5/16; 11/32; 3/8; 7/16; 1/2; 9/16"
40aDL	1/4" ○ 3/16; 7/32; 1/4; 9/32; 5/16; 11/32; 3/8; 7/16; 1/2; 9/16"
402a	1/4" ○ 1/4; 5/16; 3/8; 7/16; 1/2"
405QR/2	1/4" ■ ○ 54 mm
405QR/6	1/4" ■ ○ 150 mm
407QR	1/4" ■ ○ 38 mm
409M	3/8" ■ 1/4" ○
415QR N	1/4" ■
415SGB N	1/4" ○
45a	3/8" ○ 1/2; 9/16; 19/32; 5/8; 11/16; 3/4; 15/16; 1"
46a	3/8" ○ 5/8; 11/16; 3/4; 7/8"
412	1/4" ○ ○
427QR/3	3/8" ■ ○ 76 mm
427QR/10	3/8" ■ ○ 240 mm
428QR	3/8" ■ ○ 46 mm
431	1/4" ■ 3/8" ○
432M	1/2" ■ 3/8" ○
435QR N	3/8" ■
443	5/16" ○ 3/8" ○

TCS WT 4622-4650



- for the drawers of tool trolley No 13217
- 460 x 250 x 60 mm
- 20 pieces



Code	ΔΔ g
96830122	1500

No	Content
4622SK	size 1 (0.8 x 4.0 x 90 mm) size 2 (1.0 x 5.5 x 100 mm) size 3 (1.2 x 6.5 x 125 mm)
4632SK	PH1; PH2; PH3
4650	sizes T10; T15; T20; T25; T30
10767H/9	1.5; 2; 2.5; 3; 4; 5; 6; 8; 10 mm

TCS WT 4622-4650-1



- for the drawers of tool trolley No 13217
- 460 x 250 x 60 mm
- 24 pieces



Code	ΔΔ g
96830126	1610

No	Content
4622SK	size 1 (0.8 x 4.0 x 90 mm) size 2 (1.0 x 5.5 x 100 mm) size 3 (1.2 x 6.5 x 125 mm)
4632SK	PH1; PH2; PH3
4650	sizes T10; T15; T20; T25; T30
10767a/13	0.050; 1/16; 5/64; 3/32; 7/64; 1/8; 9/64; 5/32; 3/16; 7/32; 1/4; 5/16; 3/8"

TCS WT 4650-4665-1



- for the drawers of tool trolley No 13217
- 460 x 250 x 60 mm
- 20 pieces



Code	ΔΔ g
96830129	1320

No	Content
4650	sizes T10; T15; T20; T25; T30
4660 VDE	size 1 (0.4 x 2.5 x 75 mm) size 3 (0.6 x 3.5 x 100 mm) size 5 (1.0 x 5.5 x 125 mm)
4665 VDE	PH1; PH2; PH3
10767H/9	1.5; 2; 2.5; 3; 4; 5; 6; 8; 10 mm

TCS WT 4650-4665



- for the drawers of tool trolley No 13217
- 460 x 250 x 60 mm
- 24 pieces



Code	ΔΔ g
96830127	1400

No	Content
4650	sizes T10; T15; T20; T25; T30
4660 VDE	size 1 (0.4 x 2.5 x 75 mm) size 3 (0.6 x 3.5 x 100 mm) size 5 (1.0 x 5.5 x 125 mm)
4665 VDE	PH1; PH2; PH3
10767a/13	0.050; 1/16; 5/64; 3/32; 7/64; 1/8; 9/64; 5/32; 3/16; 7/32; 1/4; 5/16; 3/8"

1

TCS WT 6501-6602/7



- for the drawers of tool trolley No 13217
- 460 x 250 x 30 mm
- 7 pieces



Code	ΔΔ	g
96830118		1880

No		
	65015180	180 mm
	65295200	200 mm
	65434002	J2 180 mm
	65454002	A2 180 mm
	65516240	240 mm
	65642250	250 mm
	66025160	160 mm

TCS WT 6501-6602/7-1



- for the drawers of tool trolley No 13217
- 460 x 250 x 30 mm
- 7 pieces



Code	ΔΔ	g
96830131		1655

No		
	65015180	180 mm
	65295200	200 mm
	65434002	J2 180 mm
	65454002	A2 180 mm
	65516240	240 mm
	65751220	230 mm
	66025160	160 mm

TCS WT 102-109/16



- for the drawers of tool trolley No 13217
- 460 x 250 x 30 mm
- 16 pieces



Code	ΔΔ	g
96830119		1790

No	Content
	102 175 mm
	105 120 x 12 mm
	108 115 x 2; 150 x 3; 150 x 4; 150 x 5; 150 x 6; 150 x 8 mm
	109 size 6; 100 x 3.4 mm
	10956 Ø 27 mm
	10961 300 g
	12320
	12921M Ø 32 mm
	12935/3 3 m
	13110 300 mm
	13126-2

13219 Tool bag



- with 23 compartments and 5 outside pockets
- robust carrying handle
- removable, padded shoulder strap for comfortable carrying
- cover with hook-and-loop fasteners protects the tools from dust, dirt and moisture
- sturdy, reinforced plastic base-bag
- made of waterproof polyester



Code	Width mm	Height mm	Depth mm	ΔΔ kg
81620004	500	340	220	2.3

13215 Backpack trolley



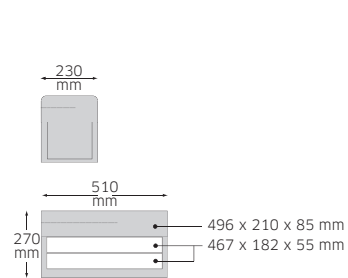
- robust tool backpack with reinforced base
- flexible use as trolley and backpack
- large, smooth-running castors and the telescopic handle ensure easy transport
- extendable, padded straps turn the trolley into a backpack
- two easily removable tool trays for the most important tools in everyday work
- front pockets for documents and accessories
- padded notebook compartment (up to 15")



Code	Width mm	Height mm	Depth mm	ΔΔ kg
81620007	360	440	200	4.3

13216/2 Tool box

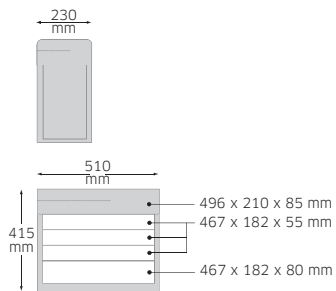
- with 2 drawers and one compartment under the lid, safety lock and dip-coated carrying handle on the lid
- wide, spring-mounted dip-coated carrying handles on the sides
- high-grade, fully extendible sturdy rails
- easily removable drawers
- the perforated panel can be arranged as required using spring loaded clips No 8050 (page 29, please order separately)



Code	kg
81091002	10.3

13216/4 Tool box

- with 4 drawers and one compartment under the lid, safety lock and sturdy textured aluminium sheeting on the lid
- wide, spring-mounted dip-coated carrying handles on the sides
- high-grade, fully extendible sturdy rails
- easily removable drawers
- the perforated panel can be arranged as required using spring loaded clips No 8050 (page 29, please order separately)

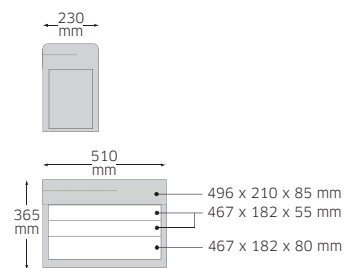


Code	kg
81091004	14

1

13216/3 Tool box

- with 3 drawers and one compartment under the lid, safety lock and dip-coated carrying handle on the lid
- wide, spring-mounted dip-coated carrying handles on the sides
- high-grade, fully extendible sturdy rails
- easily removable drawers
- the perforated panel can be arranged as required using spring loaded clips No 8050 (page 29, please order separately)



Code	kg
81091003	11

TBT13216 Tool box trolley

- for tool boxes No 13216/2, 13216/3, 13216/4
- safe tool box locking system with quick-release mechanism
- unrestricted access to all tool box functions
- sturdy steel-sheet construction
- 2 fixed wheels and 2 castors (∅ 75 mm) with parking brakes
- convenient, fold-away push-handle with endstop
- maximum static load capacity: 150 kg
- supplied without tool box



Code	Width mm	Height mm	Height (open) mm	Depth mm	kg
81091009	570	216	914	328	7.5

83/010 Tool box, 3 trays

- lockable by padlock



Code	Width mm	Height mm	Depth mm	kg
81060000	420	150	200	3.6

83/09 Tool box, 5 trays

- lockable by padlock



Code	Width mm	Height mm	Depth mm	kg
81050000	420	200	200	4.7

446/08 Tool box, 5 trays

- lockable by padlock



Code	Width mm	Height mm	Depth mm	⚖️ kg
81070000	530	200	200	5.6

82/013 Tool box

- with lift out tray
- lockable by padlock




Code	Width mm	Height mm	Depth mm	⚖️ kg
81080000	545	225	180	6.9

Perforated panels, hooks and holding

8002 Perforated panel

- perforation 9 x 9 mm, made of sturdy, 1 mm thick sheet steel, with 2 strengthening ribs at rear. These ribs carry the holes for wall mounting panel
- for the individual mounting of tools, on a variety of hooks and clips No 8031-8041



Code	Width mm	Height mm	Depth mm	⚖️ kg
80020001	500	1000	15	3.8

8031 Single hook

- for
- perforated panel No 8002
 - mobile workbench No WB620
 - tool trolleys No 95, 95VA, 98VA



Code	size	dimensions mm	⚖️ g
80310030	1	30	13
80310060	2	60	17
80310090	3	90	21

8032 Twin hook

- for
- perforated panel No 8002
 - mobile workbench No WB620
 - tool trolleys No 95, 95VA, 98VA



Code	size	dimensions mm	⚖️ g
80320030	1	30	19
80320060	2	60	26

8034 Twin hook

- for
- perforated panel No 8002
 - mobile workbench No WB620
 - tool trolleys No 95, 95VA, 98VA



Code	size	dimensions mm	⚖️ g
80340040	1	40 x 35	30
80340050	2	50 x 40	30

8035 Square lug

- for
- perforated panel No 8002
 - mobile workbench No WB620
 - tool trolleys No 95, 95VA, 98VA



Code	size	dimensions mm	⚖️ g
80350017	1	17 x 35	23
80350020	2	20 x 55	26

8036 Spring clip

- for
- perforated panel No 8002
 - mobile workbench No WB620
 - tool trolleys No 95, 95VA, 98VA



Code	size	dimensions mm	⚖ g
80360012	1	12	9
80360018	2	18	10
80360024	3	24	14

8038 Container

- for
- perforated panel No 8002
 - mobile workbench No WB620
 - tool trolleys No 95, 95VA, 98VA



Code	dimensions mm	⚖ g
80380030	30 x 72	15

8041 Holding device for spanners

- for
- perforated panel No 8002
 - mobile workbench No WB620
 - tool trolleys No 95, 95VA, 98VA



Code	dimensions mm	⚖ g
80410235	235 x 144 x 47	62

8050 Spring clip

- for
- perforated panel No 8002
 - mobile workbench No WB620
 - tool trolleys No 95, 95VA, 98VA
 - tool boxes No 13216/2, 13216/3, 13216/4



Code	size	dimensions mm	⚖ g
81485006	6	6	28
81485012	12	12	28

Tool cases, hard shell

13209/1 Tool case, hard shell, base model

- sturdy aluminium frame
- 2 locks
- ergonomically shaped carrying handle
- robust jointed lid-prop
- tool-holder panel for storing tools from both sides, with 21 pockets and integrated document pouch
- ABS insert can be subdivided and includes cover with 6 pockets



Code	Width mm	Height mm	Depth mm	⚖ kg
81620002	460	310	160	4.5

13209/2 Tool case, hard shell, medium model

- as for No 13209/1, but with an additional combination lock,
- tool-holder panel with 13 pockets and 26 rubber-loop holders
- separate document pouch in the lid
- ABS inlay tray with 13 pockets and 8 rubber-loop holders



Code	Width mm	Height mm	Depth mm	⚖ kg
81620003	460	310	180	5.1

13209 Tool case, hard shell, premium model

- as for No 13209/1, but with an additional combination lock
- tool-holder panel with 13 pockets and 26 rubber-loop holders
- additional tool-holder panel with 11 pockets and a smaller components pouch
- separate document pouch in the lid
- ABS inlay tray with 13 pockets and 8 rubber-loop holders



Code	Width mm	Height mm	Depth mm	⚖ kg
81620001	460	310	180	5.9

1

Workshop sets

801N Large tool set

127 tools

Code	kg
97841210	28.6
10/12	6 x 7; 8 x 9; 10 x 11; 12 x 13; 14 x 15; 16 x 17; 18 x 19; 20 x 22; 21 x 23; 24 x 27; 25 x 28; 30 x 32 mm
12/10	4; 4.5; 5; 5.5; 6; 7; 8; 9; 10; 11 mm
20/12	6 x 7; 8 x 9; 10 x 11; 12 x 13; 14 x 15; 16 x 17; 18 x 19; 20 x 22; 21 x 23; 24 x 27; 25 x 28; 30 x 32 mm
29	10 x 11; 12 x 13; 14 x 15; 16 x 18; 17 x 19; 21 x 23 mm
35c Pkw	17; 19; 22 mm; 1/2" ■
39	400 mm (2x)
39/1	600 mm (2x)
50	1/2" ○ 10; 11; 12; 13; 14; 15; 16; 17; 18; 19; 20; 21; 22; 23; 24; 25; 26; 27; 28; 30; 32 mm
51	1/2" ○ 13; 16 mm-5/8"; 17; 18; 19 mm; 20.8 mm-13/16"; 22; 24; 27; 30; 32 mm
54	1/2" ○ 4; 5; 6; 8; 10; 12; 14 mm
501	1/2" ■ 433 mm
504/15	1/2" ■ 397 mm
506	1/2" ■ 300 mm
509/2	1/2" ■ ○ 52 mm
509/5	1/2" ■ ○ 130 mm
509/10	1/2" ■ ○ 255 mm
510	1/2" ■ ○ 71 mm
512	1/2" ■
100/8	200 mm
103	150 mm
104	120 x 4 mm
105	100 x 10 mm
4622	size 2 (1.2 x 6.5 x 125 mm) size 3 (1.2 x 8.0 x 150 mm) size 5 (2.0 x 12.0 x 200 mm)
4628	size 2 (0.6 x 3.5 x 75 mm) size 4 (0.8 x 4.0 x 125 mm)
4630	PH1; PH2; PH3
4724	size 2 (1.0 x 5.5 x 25 mm)
65 01 6 180	180 mm
65 29 62 00	200 mm
65 30 62 00	200 mm
65 43 40 02	J2 180 mm
65 45 40 02	A2 180 mm
65 54 42 50	255 mm
65 64 22 50	250 mm
66 02 61 60	160 mm
10670	310 mm
10676	85 x 12 x 315 mm
10961	500 g
11095/13	0.05-1 mm
12025	210 mm

12030	260 mm
12035	210 mm
12050	300 mm
12150	200 mm
12200	145 mm
12250	
12320	
12375	
12935/3	3 m

802N Large tool set

129 tools

Code	kg
97840312	28.1
12/10	4; 4.5; 5; 5.5; 6; 7; 8; 9; 10; 11 mm
13/26	6; 7; 8; 9; 10; 11; 12; 13; 14; 15; 16; 17; 18; 19; 20; 21; 22; 23; 24; 25; 26; 27; 28; 29; 30; 32 mm
29	10 x 11; 12 x 13; 14 x 15; 16 x 18; 17 x 19; 21 x 23 mm
35c Pkw	17; 19; 22 mm; 1/2" ■
39	400 mm (2x)
39/1	600 mm (2x)
50	1/2" ○ 10; 11; 12; 13; 14; 15; 16; 17; 18; 19; 20; 21; 22; 23; 24; 25; 26; 27; 28; 30; 32 mm
51	1/2" ○ 13; 16 mm-5/8"; 17; 18; 19 mm; 20.8 mm-13/16"; 22; 24; 27; 30; 32 mm
54	1/2" ○ 4; 5; 6; 8; 10; 12; 14 mm
501	1/2" ■ 433 mm
504/15	1/2" ■ 397 mm
506	1/2" ■ 300 mm
509/2	1/2" ■ ○ 52 mm
509/5	1/2" ■ ○ 130 mm
509/10	1/2" ■ ○ 255 mm
510	1/2" ■ ○ 71 mm
512	1/2" ■
100/8	200 mm
103	150 mm
104	120 x 4 mm
105	100 x 10 mm
4622	size 2 (1.2 x 6.5 x 125 mm) size 3 (1.2 x 8.0 x 150 mm) size 5 (2.0 x 12.0 x 200 mm)
4628	size 2 (0.6 x 3.5 x 75 mm) size 4 (0.8 x 4.0 x 125 mm)
4630	PH1; PH2; PH3
4724	size 2 (1.0 x 5.5 x 25 mm)
65 01 6 180	180 mm
65 29 62 00	200 mm
65 30 62 00	200 mm
65 43 40 02	J2 180 mm
65 45 40 02	A2 180 mm
65 54 42 50	255 mm
65 64 22 50	250 mm
66 02 61 60	160 mm

	10670	310 mm
	10676	85 x 12 x 315 mm
	10961	500 g
	11095/13	0.05-1 mm
	12025	210 mm
	12030	260 mm
	12035	210 mm
	12050	300 mm
	12150	200 mm
	12200	145 mm
	12250	
	12320	
	12375	
	12935/3	3 m

803N Large tool set

164 tools

Code		⚠ kg
97842613		17.8
	10/12	6 x 7; 8 x 9; 10 x 11; 12 x 13; 14 x 15; 16 x 17; 18 x 19; 20 x 22; 21 x 23; 24 x 27; 25 x 28; 30 x 32 mm
	10a	1/4 x 5/16; 3/8 x 7/16; 1/2 x 9/16; 5/8 x 11/16; 3/4 x 7/8; 15/16 x 1"
	12/10 12a/13	4; 4.5; 5; 5.5; 6; 7; 8; 9; 10; 11 mm 5/32; 3/16; 13/64; 7/32; 15/64; 1/4; 9/32; 5/16; 11/32; 3/8; 7/16; 1/2; 9/16"
	13	8; 9; 10; 11; 12; 13; 14; 15; 16; 17; 18; 19 mm
	13a	3/8; 7/16; 1/2; 9/16; 5/8; 11/16; 3/4"
	21	6 x 7; 8 x 9; 10 x 11; 12 x 13; 14 x 15; 17 x 19 mm
	20a	1/4 x 5/16; 3/8 x 7/16; 1/2 x 9/16; 3/4 x 7/8; 15/16 x 1"
	23/8	6 x 7; 8 x 9; 10 x 11; 12 x 13; 14 x 15; 16 x 17; 18 x 19; 20 x 22 mm
	230a	3/8 x 7/16; 1/2 x 9/16; 9/16 x 5/8; 11/16 x 3/4; 13/16 x 7/8; 15/16 x 1"
	50	1/2" ⌀ 10; 11; 12; 13; 14; 15; 16; 17; 18; 19; 20; 21; 22; 23; 24; 27; 30; 32 mm
	50a	1/2" ⌀ 3/8; 7/16; 1/2; 9/16; 5/8; 11/16; 3/4; 13/16; 7/8; 15/16; 1; 1 1/16; 1 1/8; 1 3/16; 1 1/4"
	501	1/2" ■ 433 mm
	504/15	1/2" ■ 397 mm
	506	1/2" ■ 300 mm
	509/2	1/2" ■ ⌀ 52 mm
	509/5	1/2" ■ ⌀ 130 mm
	509/10	1/2" ■ ⌀ 255 mm
	510	1/2" ■ ⌀ 71 mm
	512	1/2" ■
	100	150 mm
	105	120 x 12 mm
	108	150 x 4; 150 x 6 mm
	4620	size 3 (1.0 x 5.5 x 100 mm) size 4 (1.2 x 6.5 x 150 mm) size 5 (1.6 x 8.0 x 175 mm) size 6 (1.6 x 10.0 x 200 mm)
	4628	size 2 (0.6 x 3.5 x 75 mm)
	4630	PH1; PH2; PH3
	4724	size 2 (1.0 x 5.5 x 25 mm)

	65016200	200 mm
	65095160	160 mm
	65516240	240 mm
	66026160	160 mm
	10760CV/9	1.5; 2; 2.5; 3; 4; 5; 6; 8; 10 mm
	10760aCV/10T	1/16; 5/64; 3/32; 1/8; 5/32; 3/16; 7/32; 1/4; 5/16; 3/8"
	10970	1 lb.
	12050	300 mm

804N Large tool set


































106 tools

Code		⚠ kg
97842714		12.7
	12/10	4; 4.5; 5; 5.5; 6; 7; 8; 9; 10; 11 mm
	13	6; 7; 8; 9; 10; 11; 12; 13; 15; 16; 17; 18; 19; 21; 22; 24; 27; 30; 32 mm
	40/13/6	1/4" ⌀ No 40; 3.5; 4; 4.5; 5; 5.5; 6; 7; 8; 9; 10; 11; 12; 13 mm; No 400; 404; 405/2; 405/6; 407; 415
	50	1/2" ⌀ 10; 12; 13; 14; 15; 16; 17; 18; 19; 21; 22; 24; 27; 30; 32 mm
	51	1/2" ⌀ 16 mm-5/8"; 20.8 mm-13/16"
	506	1/2" ■ 300 mm
	509/5	1/2" ■ ⌀ 130 mm
	509/10	1/2" ■ ⌀ 255 mm
	510	1/2" ■ ⌀ 71 mm
	512	1/2" ■
	100/8	200 mm
	103	200 mm
	105-8/6 K	No 105/120 x 10 mm No 108/150 x 2.5; 150 x 3; 150 x 4; 150 x 5; 150 x 6 mm
	4620	size 1 (0.6 x 3.5 x 75 mm) size 2 (0.8 x 4.0 x 100 mm) size 3 (1.0 x 5.5 x 125 mm) size 4 (1.2 x 6.5 x 150 mm) size 5 (1.6 x 8.0 x 175 mm)
	4628	size 1 (0.4 x 2.5 x 60 mm)
	4630	PH1; PH2
	65016180	180 mm
	65296200	200 mm
	65516240	240 mm
	65642250	250 mm
	66026160	160 mm
	10760CV/9	1.5; 2; 2.5; 3; 4; 5; 6; 8; 10 mm
	10955	35 mm ⌀
	10961	500 g
	11095/20	0.05-1 mm
	12251	
	12321	
	12375	




























1

Factory and workshop equipment, sets of tools

811N Car tool set

84 tools		⚖ kg
Code		
97841311		16.3
 10/12	6 x 7; 8 x 9; 10 x 11; 12 x 13; 14 x 15; 16 x 17; 18 x 19; 20 x 22; 21 x 23; 24 x 27; 25 x 28; 30 x 32 mm	
 20/12	6 x 7; 8 x 9; 10 x 11; 12 x 13; 14 x 15; 16 x 17; 18 x 19; 20 x 22; 21 x 23; 24 x 27; 25 x 28; 30 x 32 mm	
 39	400 mm (2x)	
 50	1/2" ♂ 10; 11; 12; 13; 14; 15; 16; 17; 19; 21; 22; 23; 24; 26; 27; 30; 32 mm	
 51	1/2" ♂ 16 mm-5/8"; 20.8 mm-13/16"	
 54	1/2" ♂ 4; 5; 6; 8; 10; 12; 14 mm	
 504/15	1/2" ■ 397 mm	
 506	1/2" ■ 300 mm	
 509/2	1/2" ■ ♂ 52 mm	
 509/5	1/2" ■ ♂ 130 mm	
 509/10	1/2" ■ ♂ 255 mm	
 510	1/2" ■ ♂ 71 mm	
 512	1/2" ■	
 100/8	200 mm	
 103	150 mm	
 104	120 x 4 mm	
 105	100 x 10 mm	
 4622	size 2 (1.2 x 6.5 x 125 mm) size 3 (1.2 x 8.0 x 150 mm) size 5 (2.0 x 12.0 x 200 mm)	
 4628	size 2 (0.6 x 3.5 x 75 mm) size 4 (0.8 x 4.0 x 125 mm)	
 4630	PH1; PH2; PH3	
 4724	size 2 (1.0 x 5.5 x 25 mm)	
 65016180	180 mm	
 65296200	200 mm	
 65306200	200 mm	
 65434002	J2 180 mm	
 65454002	A2 180 mm	
 65544250	255 mm	
 65642250	250 mm	
 66026160	160 mm	
 10670	310 mm	
 10676	85 x 12 x 315 mm	
 10961	500 g	
 12375		

3027 Electrician tool set

85 tools		⚖ kg
Code		
97843101		6.3
 13	6; 7 mm	
 13/9	9; 10; 11; 12; 13; 14; 17; 19; 22 mm	
 40/23/6	1/4" ♂ No 40: 5; 5.5; 6; 7; 8; 9; 10; 11; 12; 13; 14 mm No 41K: 0.6 x 3.5; 1 x 5.5; 1.2 x 8 mm No 44K: 3; 4; 5; 6; 8 mm No 44P: PH1; PH2; PH3; PH4 No 400: 404; 405/2; 405/6; 407; 415	
 46	3/8" ♂ 12; 20.8 mm	
 4600	3/8" ♂ 16 mm	
 425	3/8" ■ 165 mm	
 428	3/8" ■ ♂ 46 mm	
 427/6	3/8" ■ ♂ 160 mm	
 4628	size 2 (0.6 x 3.5 x 75 mm) size 4 (0.8 x 4.0 x 125 mm) size 6 (1.0 x 5.5 x 200 mm)	
 4630	PH1; PH2	
 4724	size 2 (1.0 x 5.5 x 25 mm)	
 4734	PH2	
 10546	size 3	
 10551	PH1 x PH2	
 10760CV/9	1.5; 2; 2.5; 3; 4; 5; 6; 8; 10 mm	
 65015180	180 mm	
 65295160	160 mm	
 65305160	160 mm	
 65516240	240 mm	
 66026140	140 mm	
 66225160	160 mm	
 66380220	220 mm	
 7756	3-48 volt	
 10956	∅ 35 mm	
 1551	for contact sizing □ 2.8 mm	
 1552	for contact sizing □ 5.8 mm	
 1560	Content: 1 piece No 1501 ejection tool for contact sizing ∅ 1.5 mm 1 piece No 1502 ejection tool for contact sizing ∅ 3.5 mm 1 piece No 1503 ejection tool for contact sizing ∅ 4.0 mm ABS (trucks) resp. mounting bush No 1523 2 pieces No 1511 dismounting bush ∅ 1.5 mm (1 piece assembled) 2 pieces No 1512 dismounting bush ∅ 3.5 mm (1 piece assembled) 2 pieces No 1513 dismounting bush ∅ 4.0 mm 1 piece No 1523 mounting bush (ABS)	

841N Construction machinery set

129 tools

Code	kg
97841418	35.8
10/9	6 x 7; 8 x 9; 10 x 11; 12 x 13; 14 x 15; 16 x 17; 18 x 19; 20 x 22; 21 x 24 mm
14	6; 7; 8; 9; 10; 11; 12; 13; 14; 15; 16; 17; 18; 19; 20; 21; 22; 24; 27; 30; 32; 34; 36 mm
40/13/6	1/4" No 40 3.5; 4; 4.5; 5; 5.5; 6; 7; 8; 9; 10; 11; 12; 13 mm; No 400; 404; 405/2; 405/6; 407; 415
50/16/6	1/2" No 50; 10; 11; 12; 13; 14; 15; 16; 17; 18; 19; 21; 22; 24; 27; 30; 32 mm No 506; 509/5; 509/10; 506; 510; 512
504/15	1/2" 397 mm
514	3/4" 1/2"
55/9/6N	3/4" No 55; 32; 34; 36; 38; 41; 46; 50; 55; 60 mm No 552; 554; 556; 558; 559/8; 559/16
568	1/2" 3/4"
102-5/6T	No 104/120 x 2; 120 x 4 mm No 105/120 x 10 mm No 106/125 mm; 150 mm No 107/125 mm
4840	PZ1; PZ2
4891	⊖ 4820: 0.6 x 3.5 x 75 mm 0.8 x 4.0 x 100 mm 1.0 x 5.5 x 125 mm 1.2 x 6.5 x 150 mm ⊕ 4830: PH1; PH2
10760CV/9	1.5; 2; 2.5; 3; 4; 5; 6; 8; 10 mm
65015180	180 mm
65315170	170 mm
65632250	250 mm
65672280	280 mm
65726240	240 mm
66005160	160 mm
10956	∅ 35 mm
10961	300; 500 g
11095/20	20 blades 0.05-1 mm
12050	300 mm
12050R	10 blades
12374	
12600	1800 g
12935/3	3 m

Tool sets for aerospace industry
13200a Basic tool set for aircraft mechanics (piston engine)

178 tools









Code	kg
97846011	15.1
12a/13	5/32; 3/16; 13/64; 7/32; 15/64; 1/4; 9/32; 5/16; 11/32; 3/8; 7/16; 1/2; 9/16"
13a	3/16; 13/64; 7/32; 15/64; 1/4; 9/32; 5/16; 11/32; 3/8; 7/16; 1/2; 9/16; 19/32; 5/8; 11/16; 3/4; 25/32; 13/16; 7/8; 15/16; 1"
230a	1/4 x 5/16; 5/16 x 11/32; 3/8 x 7/16; 7/16 x 1/2; 1/2 x 9/16; 9/16 x 5/8; 11/16 x 3/4; 13/16 x 7/8; 15/16 x 1"
4025	size 4
40aD/30/7QR	1/4" No 40a: 1/8" No 40aD: 5/32; 3/16; 7/32; 1/4; 9/32; 5/16; 11/32; 3/8; 7/16; 1/2; 9/16" No 40aDL: 5/32; 3/16; 7/32; 1/4; 9/32; 5/16; 11/32; 3/8; 7/16; 1/2; 9/16" No 402a: 1/4; 9/32; 5/16; 11/32; 3/8; 7/16; 1/2" No 400QR; 405/2QR (2x); 405/6QR; 407QR; 412; 415 SG-QR
409	3/8" 1/4"
415SGB N	1/4"
46a	3/8" 7/16; 1/2; 9/16; 5/8"
427/18	3/8" 455 mm
431	1/4" 3/8"
45a/22/8QR	3/8" No 45a: 1/4; 5/16; 11/32; 3/8; 7/16; 1/2; 9/16; 5/8; 11/16; 3/4; 13/16; 7/8; 15/16; 1" No 47a: 5/16; 3/8; 7/16; 1/2; 9/16; 5/8; 11/16; 3/4" No 427/10QR; 427/6QR; 427/3QR; 428QR; 435SG-QR; 442; 443; 453QR
1220	PH0
1221	PH1
1222	PH2
1223	PH3
13010	sizes 0; 1; 2; 3; 4; 5; 6; 8; 10
4006/1	1/4"
12503	1/4"
4622	size 1 (1.0 x 5.5 x 100 mm) size 3 (1.2 x 8.0 x 150 mm) size 4 (1.6 x 10.0 x 175 mm)
4632	PH1; PH2; PH3
10760aCV/13	0.028; 0.035; 0.050; 1/16; 5/64; 3/32; 7/64; 1/8; 9/64; 5/32; 3/16; 7/32; 1/4"
65015180	180 mm
65105190	190 mm
65315170	170 mm
65516240	240 mm
65751280	280 mm
66005180	180 mm
105-8/6 K	No 105/120 x 10 mm; No 108/150 x 2.5; 150 x 3; 150 x 4; 150 x 5; 150 x 6 mm
10670	215 mm
10955	∅ 27 mm
10961	300 g
12320	
12321	

1

Continuation see next page











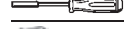





















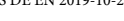
Factory and workshop equipment, sets of tools

1

	12600	500 g
	12900	
	12921N	∅ 50 mm
	12922E	∅ 6 mm
	12935/3	3 m
	13110	300 mm
	13126-1	
	13148	








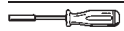
























13205a Standard aircraft maintenance tool set

131 tools

Code		∅	kg
978460 12			7.8
	12a/13	5/32; 3/16; 13/64; 7/32; 15/64; 1/4; 9/32; 5/16; 11/32; 3/8; 7/16; 1/2; 9/16"	
	13a	3/16; 13/64; 7/32; 15/64; 1/4; 9/32; 5/16; 11/32; 3/8; 7/16; 1/2; 9/16; 19/32; 5/8; 11/16; 3/4"	
	230a	5/16 x 11/32; 3/8 x 7/16; 7/16 x 1/2; 1/2 x 9/16; 9/16 x 5/8; 11/16 x 3/4"	
	4025	size 4	
	409	3/8" ■ 1/4" ○	
	40aD/30/7QR	1/4" ○ No 40a: 1/8" No 40aD: 5/32; 3/16; 7/32; 1/4; 9/32; 5/16; 11/32; 3/8; 7/16; 1/2; 9/16" No 40aDL: 5/32; 3/16; 7/32; 1/4; 9/32; 5/16; 11/32; 3/8; 7/16; 1/2; 9/16" No 402a: 1/4; 9/32; 5/16; 11/32; 3/8; 7/16; 1/2" No 400QR; 405/2QR (2x); 405/6QR; 407QR; 412; 415 SG-QR	
	1161-1166	0.5 x 4; 0.6 x 3.5; 0.6 x 4.5; 0.8 x 4; 0.8 x 5.5; 1 x 5.5 mm	
	1220-1223	PH0; PH1; PH2; PH3	
	13008	sizes 0; 1; 2; 3; 4; 5	
	13010	sizes 0; 1; 2; 3; 4; 5; 6; 8; 10	
	4006/1	1/4" ○	
	12503	1/4" ○	
	4622	size 1 (1.0 x 5.5 x 100 mm) size 3 (1.2 x 8.0 x 150 mm) size 4 (1.6 x 10.0 x 175 mm)	
	4632	PH1; PH2; PH3	
	65015180	180 mm	
	65105190	190 mm	
	65315170	170 mm	
	65516240	240 mm	
	65751220	230 mm	
	66005180	180 mm	
	105-8/6 K	No 105/120 x 10 mm No 108/150 x 2.5; 150 x 3; 150 x 4; 150 x 5; 150 x 6 mm	
	10955	∅ 27 mm	
	10961	300 g	
	12025	210 mm	
	12030	260 mm	
	12035	210 mm	
	12036	250 mm	
	12053		
	12321		
	12900N		
	12921N	∅ 40 mm	
	13110	300 mm	
	13126-1		

13207a Electricians set in tool case No 13209

110 tools

Code		∅	kg
988103 22			12.5
	13a	3/16; 13/64; 7/32; 15/64; 1/4; 9/32; 5/16; 11/32; 3/8; 7/16; 1/2; 9/16; 19/32; 5/8; 11/16; 3/4"	
	12a/13	5/32; 3/16; 13/64; 7/32; 15/64; 1/4; 9/32; 5/16; 11/32; 3/8; 7/16; 1/2; 9/16"	
	40a	1/4" ○; 1/8"; 5/32"	
	400QR	1/4" ■ 150 mm	
	40aD/12/7QR	1/4" ○ No 40a: 1/8" No 40aD: 5/32; 3/16; 7/32; 1/4; 9/32; 5/16; 11/32; 3/8; 7/16; 1/2; 9/16" No 400QR; 405/2QR (2x); 405/6QR; 407QR; 412; 415SG-QR	
	4006/1	1/4" ○	
	4660 VDE	size 1 (0.4 x 2.5 x 75 mm) size 3 (0.6 x 3.5 x 100 mm) size 5 (1.0 x 5.5 x 125 mm) size 6 (1.2 x 6.5 x 150 mm)	
	4665 VDE	PH0; PH1; PH2	
	10760aCV/13	0.028; 0.035; 0.050; 1/16; 5/64; 3/32; 7/64; 1/8; 9/64; 5/32; 3/16; 7/32; 1/4"	
	65015160, 65015180	160, 180 mm	
	65245160	160 mm	
	65295200	200 mm	
	65305200	200 mm	
	65315170	170 mm	
	65156125	125 mm	
	65765231	230 mm	
	66005130	125 mm	
	66025180	180 mm	
	66235160	160 mm	
	105-8/6 K	No 105/120 x 10 mm No 108/150 x 2.5; 150 x 3; 150 x 4; 150 x 5; 150 x 6 mm	
	10961	300 g	
	12053		
	12320		
	12600	500 g	
	12921N	∅ 40 mm	
	12922E	∅ 6 mm	
	13008	sizes 0; 1; 2; 3; 4; 5	
	13010	sizes 0; 1; 2; 3; 4; 5	
	13126-1		
	13130		
	13131		
	13209		

13208a Board case for aircraft in tool case No 13209

57 tools

Code		Δ	kg
98810323		9	
13a	1/4; 9/32; 5/16; 11/32; 3/8; 7/16; 1/2"		
4025	size 4; 6; 8		
1220	PH0		
1221	PH1		
1222	PH2		
1223	PH3		
13008	sizes 0; 1; 2; 3; 4; 5; 6		
13010	sizes 0; 1; 2; 3; 4; 5; 6; 8; 10		
4006/1	1/4" O		
4622	size 1 (1.0 x 5.5 x 100 mm) size 3 (1.2 x 8.0 x 150 mm) size 4 (1.6 x 10.0 x 175 mm)		
4632	PH1; PH2; PH3		
10760aCV/13	0.028; 0.035; 0.050; 1/16; 5/64; 3/32; 7/64; 1/8; 9/64; 5/32; 3/16; 7/32; 1/4"		
65015180	180 mm		
65105190	190 mm		
65516240	240 mm		
65765231	230 mm		
66005180	180 mm		
12320			
13126-1			
13209			

13210 Electronics set in tool case No 13209

101 tools

Code		Δ	kg
98810301		10.5	
13	5.5; 6; 7; 8; 9; 10; 11; 12; 13; 14 mm		
13a	3/16; 7/32; 1/4; 3/8; 1/2"		
16	3.2; 3.5; 4; 4.5; 5 mm		
4025	size 4		
4621	size 5 (1.2 x 8.0 x 160 mm)		
4630	PH0; PH1; PH2		
4660 VDE	size 1 (0.4 x 2.5 x 75 mm) size 4 (0.8 x 4.0 x 100 mm) size 6 (1.2 x 6.5 x 150 mm)		
4724	size 1 (0.6 x 3.5 x 25 mm) size 2 (1.0 x 5.5 x 25 mm)		
4753	● sizes 0.7; 0.9; 1.3 mm		
4797	⊖ 4751: 0.3 x 1.5; 0.4 x 2; 0.4 x 2.5; 0.5 x 3 mm ⊕ 4752: PH00; PH0; PH1		
10546	size 2 (0.8 x 4.0 x 100 mm) size 3 (1.0 x 5.5 x 125 mm)		
10554	125-250 volt		
10760aCV/13	0.028; 0.035; 0.050; 1/16; 5/64; 3/32; 7/64; 1/8; 9/64; 5/32; 3/16; 7/32; 1/4"		
10765	2; 2.5; 3; 4 mm		
12500N	6; 7 mm		
018/3			

109	sizes 1; 2; 3; 4; 5; 6; 7; 8
65015160	160 mm
65115135	140 mm
65325170	170 mm
65365160	160 mm
66046110	112 mm
66066130	125 mm
66235160	160 mm
12900N	
10971	
12921N	∅ 50 mm
13100	
13148	
	drip oiler
	magnetic lifter
	electronics tweezers
	electronics tweezers
	extractor hook set
	test equipment set for safety applications
	universal soldering iron
	solder
	solder removing pump, antistatic
	blade holders with blades
	lamp extractor
	magnifying glass
	2 screw-holding screwdrivers
	tweezers
	stripper
	set of soldering tools
	solder removing wire
	hand vice
	inspection mirror, insulated, ∅ 40 mm
13209	

1

Factory and workshop equipment, sets of tools

1

13211a		Sheetmetal set	
53 tools			
Code			kg
97846008			9.9
	10a	1/4 x 5/16; 3/8 x 7/16; 1/2 x 9/16"	
	13a	7/32; 11/32"	
	230a	1/4 x 5/16; 3/8 x 7/16; 1/2 x 9/16"	
	4025	size 8	
	442	1/4" ○ 3/8" ○	
	443	5/16" ○ 3/8" ○	
	453QR	3/8" ■	
	103	150 mm	
	104-5/6D	No 104/120 x 2; 120 x 3; 120 x 4; 120 x 5; 120 x 6 mm No 105/120 mm	
	104	120 x 8 mm	
	108/6D	No 108/150 x 2.5; 150 x 3; 150 x 4; 150 x 5; 150 x 6; 150 x 8 mm	
	4622	size 1 (1.0 x 5.5 x 100 mm) size 3 (1.2 x 8.0 x 150 mm) size 4 (1.6 x 10.0 x 175 mm) size 6 (2.5 x 14.0 x 250 mm)	
	4630	PH1; PH2; PH3	
	4734	PH2	
	65016180	180 mm	
	65642175	175 mm	
	66026160	160 mm	
	10670	265 mm	
	10955	∅ 32 mm	
	10970	3/4; 1 1/2 lb.	
	12025	210 mm	
	12030	260 mm	
	12035	210 mm	
	12036	260 mm	
	12050	465 mm	
	12200	145 mm	
	12378		
	12752R		
	12800		
	12900N		
	12935/3	3 m	
	13110	300 mm	

13213a		Engine mechanics set	
129 tools			
Code			kg
97846010			12.1
	13a	19/32; 5/8; 11/16; 3/4"	
	130a	1/4; 9/32; 5/16; 11/32; 3/8; 7/16; 1/2; 9/16"	
	24	1/4 x 5/16; 5/16 x 3/8; 3/8 x 7/16; 1/2 x 9/16; 5/8 x 3/4"	
	230a	1/4 x 5/16; 5/16 x 3/8; 3/8 x 7/16; 7/16 x 1/2; 9/16 x 5/8; 5/8 x 3/4; 11/16 x 3/4"	
	405	1/4" ■ ○ sizes 10; 14	
	413	1/4" ■	
	4155GB N	1/4" ○	
	40aD/30/7QR	1/4" ○ No 40a: 1/8" No 40aD: 5/32; 3/16; 7/32; 1/4; 9/32; 5/16; 11/32; 3/8; 7/16; 1/2; 9/16" No 40aDL: 5/32; 3/16; 7/32; 1/4; 9/32; 5/16; 11/32; 3/8; 7/16; 1/2; 9/16" No 402a: 1/4; 9/32; 5/16; 11/32; 3/8; 7/16; 1/2" No 400QR; 405/2QR (2x); 405/6QR; 407QR; 412; 415 SG-QR	
	45a/22/8QR	3/8" ○ No 45a: 1/4; 5/16; 11/32; 3/8; 7/16; 1/2; 9/16; 5/8; 11/16; 3/4; 13/16; 7/8; 15/16; 1" No 47a: 5/16; 3/8; 7/16; 1/2; 9/16; 5/8; 11/16; 3/4" No 427/10QR; 427/6QR; 427/3QR; 428QR; 435SG-QR; 442; 443; 453QR	
	109	sizes 1; 2; 3; 4; 5	
	4622	size 1 (1.0 x 5.5 x 100 mm) size 2 (1.2 x 6.5 x 125 mm) size 4 (1.6 x 10.0 x 175 mm) size 5 (2.0 x 12.0 x 200 mm)	
	4631	PH1; PH2	
	4632	PH1; PH2; PH3	
	10760aCV/10T	1/16; 5/64; 3/32; 1/8; 5/32; 3/16; 7/32; 1/4; 5/16; 3/8"	
	65165200	200 mm	
	65315170	170 mm	
	65516240	240 mm	
	65751220	230 mm	
	66005160	160 mm	
	10961	300 g	
	11097/22	4-25/1000"	
	12600	500 g	
	12900N		
	12921N	∅ 50 mm	

13214 Line maintenance set in tool box
No 13216/4

FCS QR

- for maintenance on aeroplanes and helicopters
- 122 tools



Code	♁
	kg
98814803	27.5



96830804



96830795



96830805



96830806



96831794

	No	Content
	40	1/4" ○ 4; 4.5 mm
	40D	1/4" ○ 5; 5.5; 6; 7; 8; 9; 10; 11; 12; 13; 14 mm
	40L	1/4" ○ 4.5 mm
	40DL	1/4" ○ 5; 5.5; 6; 7; 8; 9; 10; 11; 12; 13; 14 mm
	402	1/4" ○ 6; 7; 8; 9; 10 mm
	405QR/2	1/4" ■ ○ 54 mm
	405QR/6	1/4" ■ ○ 150 mm
	407QR	1/4" ■ ○ 38 mm
	409M	3/8" ■ 1/4" ○
	412	1/4" ○ ○
	415QR N	1/4" ■
	45	3/8" ○ 15; 17; 19; 21; 22; 24 mm
	46	3/8" ○ 15; 17; 19; 21 mm
	427QR/3	3/8" ■ ○ 76 mm
	427QR/10	3/8" ■ ○ 240 mm
	428QR	3/8" ■ ○ 46 mm
	431	1/4" ■ 3/8" ○

	No	Content
	96830804	432M 1/2" ■ 3/8" ○
	443	5/16" ○ 3/8" ○
	435QR N	3/8" ■
	25	7 x 8; 9 x 10; 12 x 13; 17 x 19 mm
	12921N	∅ 50 mm

	No	Content
	96830795	65165200 200 mm
	65325170	170 mm
	65516240	240 mm
	65642175	175 mm
	65751220	230 mm
	66005160	160 mm

	No	Content
	96830805	13 5.5; 6; 7; 8; 9; 10; 12; 13; 14; 15; 17; 19; 20; 21; 22; 24; 27; 30 mm
	16	3.2; 3.5; 4; 4.5; 5 mm

	No	Content
	96830806	4622 size 1 (1.0 x 5.5 x 100 mm) size 3 (1.2 x 8.0 x 150 mm)
	11095/20	0.05-1 mm
	12935/3	3 m
	10767/9	1.5; 2; 2.5; 3; 4; 5; 6; 8; 10 mm
	12900N	150 mm/6"
	12320	
	12321	
	13126-1	

	No	Content
	96831794	4632 PH1; PH2; PH3
	4155GB N	1/4" ○
	104	120 x 2; 120 x 3; 120 x 4; 120 x 5 mm
	109	sizes 2; 5
	10961	500 g
	10956	∅ 35 mm

	No	Content
	453QR	3/8" ■
	1163	0.6 x 4.5 mm
	12600	270 g
	12922E	∅ 6 mm
	8050	size 6 (4x); size 12 (6x)
	4000	
	12053	
	13216/4	

1

13214 WT/LR Line maintenance set in tool trolley
No 13217



- for maintenance on aeroplanes and helicopters
- 121 tools
- tool trolley No 13217 and accessories (see pages 21, 22)



Code	Code	kg
98814900	98814900	26.5



96830100 96830101



96830102 96830103



96830104 96830105

96830100	No	Content
	40	1/4" O 4; 4.5 mm
	40L	1/4" O 4.5 mm
	40D	1/4" O 5; 5.5; 6; 7; 8; 9; 10; 11; 12; 13; 14 mm
	40DL	1/4" O 5; 5.5; 6; 7; 8; 9; 10; 11; 12; 13; 14 mm
	402	1/4" O 6; 7; 8; 9; 10 mm
	405QR/2	1/4" O 54 mm
	405QR/6	1/4" O 150 mm
	407QR	1/4" O 38 mm
	409M	3/8" O 1/4" O
	412	1/4" O O
	415QR N	1/4" O
	415SGB N	1/4" O
	45	3/8" O 15; 17; 19; 21; 22; 24 mm
	46	3/8" O 15; 17; 19; 21 mm

96830100	No	Content
	427QR/3	3/8" O 76 mm
	427QR/10	3/8" O 240 mm
	428QR	3/8" O 46 mm
	431	1/4" O 3/8" O
	432M	1/2" O 3/8" O
	435QR N	3/8" O
	443	5/16" O 3/8" O

96830101	No	Content
	25	7 x 8; 9 x 10; 12 x 13; 17 x 19 mm
	453QR	3/8" O
	11095/20	0.05-1 mm
	12600	270 g
	12921M	Ø 57 mm
	12922E	Ø 6 mm
	12320	
	12321	
	13126-2	

96830102	No	Content
	65165200	200 mm
	65325170	170 mm
	65516240	240 mm
	65642175	175 mm
	65751220	230 mm
	66005160	160 mm

96830103	No	Content
	104	120 x 2; 120 x 3; 120 x 4; 120 x 5 mm
	109	sizes 2; 5
	4622	size 1 (1.0 x 5.5 x 100 mm) size 3 (1.2 x 8.0 x 150 mm)
	4632	PH1; PH2; PH3
	10961	500 g
	10956	Ø 35 mm

96830104	No	Content
	13	30 mm
	4008	1/4" O size 1
	12935/3	3 m
	10767/9	1.5; 2; 2.5; 3; 4; 5; 6; 8; 10 mm
	12900	150 mm/6"
	12053	

96830105	No	Content
	13	5.5; 6; 7; 8; 9; 10; 12; 13; 14; 15; 17; 19; 20; 21; 22; 24; 27
	16	3.2; 3.5; 4; 4.5; 5 mm

No	Content
13217-1 LR	


13214 WW Line maintenance set


- for maintenance on aeroplanes and helicopters
- 121 tools, in TCS inlays (Tool Control System see pages 57-79)
- 4x3/3 inlays for 4 drawers (No 98VA for 2 drawers)
- suitable for workbench No WB620, tool trolleys 90, 95, 95VA, 98VA; magazine case No 920 and wheely box No 922N

Code δ
kg

97830803 13


96830888

96832206

96832207

96832208

96830888	No	Content
	104	120 x 2; 120 x 3; 120 x 4; 120 x 5 mm
	109	sizes 2; 5
	10961	500 g
	10956	∅ 35 mm
	11095/20	0.05-1 mm
	12935/3	3 m
	12600	270 g
	12900N	150 mm/6"
	12921N	∅ 50 mm
	12922E	∅ 6 mm
	12053	
	12320	
	12321	
	13126-1	

96832206	No	Content
	4622	size 1 (1.0 x 5.5 x 100 mm) size 3 (1.2 x 8.0 x 150 mm)
	4632	PH1; PH2; PH3
	10767/9	1.5; 2; 2.5; 3; 4; 5; 6; 8; 10 mm
	65165200	200 mm
	65325170	170 mm
	65516240	240 mm
	65642175	175 mm
	65751220	230 mm
	66005160	160 mm

96832207	No	Content
	25	7 x 8; 9 x 10; 12 x 13; 17 x 19 mm
	40	1/4" ∅ 4; 4.5 mm
	40D	1/4" ∅ 5; 5.5; 6; 7; 8; 9; 10; 11; 12; 13; 14 mm
	40L	1/4" ∅ 4.5 mm
	40DL	1/4" ∅ 5; 5.5; 6; 7; 8; 9; 10; 11; 12; 13; 14 mm
	402	1/4" ∅ 6; 7; 8; 9; 10 mm
	405QR/2	1/4" ■ ∅ 54 mm
	405QR/6	1/4" ■ ∅ 150 mm
	407QR	1/4" ■ ∅ 38 mm
	409M	3/8" ■ 1/4" ∅
	412	1/4" ∅ ∅
	415QR N	1/4" ■
	415SGB N	1/4" ∅
	45	3/8" ∅ 15; 17; 19; 21; 22; 24 mm
	46	3/8" ∅ 15; 17; 19; 21 mm
	427QR/3	3/8" ■ ∅ 76 mm
	427QR/10	3/8" ■ ∅ 240 mm
	428QR	3/8" ■ ∅ 46 mm
	431	1/4" ■ 3/8" ∅
	432M	1/2" ■ 3/8" ∅
	435QR N	3/8" ■
	443	5/16" ∅ 3/8" ∅
	453QR	3/8" ■
	4000	

96832208	No	Content
	13	5.5; 6; 7; 8; 9; 10; 12; 13; 14; 15; 17; 19; 20; 21; 22; 24; 27; 30 mm
	16	3.2; 3.5; 4; 4.5; 5 mm

1
Tool Control System.
Safety-conscious inlays.


Designed to fit our Tool Trolleys and Tool Boxes.
With yellow signal cut-outs to show whether all the tools are in their places.


13214a Line maintenance set in tool box
No 13216/4



- for maintenance on aeroplanes and helicopters
- 123 tools



Code	δδ kg
98814801	27.2



96835692



96830795



96830796



96831793



96831794

No	Content
25aN	1/4 x 5/16; 5/16 x 11/32; 3/8 x 7/16; 1/2 x 9/16"
40aD	1/4" ○ 3/16; 7/32; 1/4; 9/32; 5/16; 11/32; 3/8; 7/16; 1/2; 9/16"
40aDL	1/4" ○ 3/16; 7/32; 1/4; 9/32; 5/16; 11/32; 3/8; 7/16; 1/2; 9/16"
402a	1/4" ○ 1/4; 5/16; 3/8; 7/16; 1/2"
405QR/2	1/4" ■ ○ 54 mm
405QR/6	1/4" ■ ○ 150 mm
407QR	1/4" ■ ○ 38 mm
409M	3/8" ■ 1/4" ○
412	1/4" ○ ○
415QR N	1/4" ■
45a	3/8" ○ 1/2; 9/16; 19/32; 5/8; 11/16; 3/4; 15/16; 1"
46a	3/8" ○ 5/8; 11/16; 3/4; 7/8"
427QR/3	3/8" ■ ○ 76 mm
427QR/10	3/8" ■ ○ 240 mm
428QR	3/8" ■ ○ 46 mm
431	1/4" ■ 3/8" ○
432M	1/2" ■ 3/8" ○
435QR N	3/8" ■

No	Content
443	5/16" ○ 3/8" ○
12921N	∅ 50 mm

No	Content
65165200	200 mm
65325170	170 mm
65516240	240 mm
65642175	175 mm
65751220	230 mm
66005160	160 mm

No	Content
13a	3/16; 13/64; 7/32; 15/64; 1/4; 9/32; 5/16; 11/32; 3/8; 7/16; 1/2; 9/16; 19/32; 5/8; 11/16; 3/4; 25/32; 13/16; 7/8; 15/16; 1; 1 1/16; 1 1/8"

No	Content
4622	size 1 (1.0 x 5.5 x 100 mm) size 3 (1.2 x 8.0 x 150 mm)
11095/20	0.05-1 mm
12935/3	3 m
12900N	150 mm/6"
10767a/13	0.050; 1/16; 5/64; 3/32; 7/64; 1/8; 9/64; 5/32; 3/16; 7/32; 1/4; 5/16; 3/8"
12320	
12321	
13126-1	

No	Content
104	120 x 2; 120 x 3; 120 x 4; 120 x 5 mm
109	sizes 2; 5
4155GB N	1/4" ○
4632	PH1; PH2; PH3
10961	500 g
10956	∅ 35 mm

No	Content
453QR	3/8" ■
1163	0.6 x 4.5 mm
4000	
8050	size 6 (4x); size 12 (6x)
12053	
12600	270 g
12922E	∅ 6 mm
13216/4	

13214a
WT/LR Line maintenance set in tool trolley
No 13217

TCS QR

- for maintenance on aeroplanes and helicopters
- 122 tools
- tool trolley No 13217 and accessories see pages 21, 22)



Code δ
kg
98814905 27



96830106



96830102



96830103



96830107



96830108



96830109

	No	Content
	40aD	1/4" \circ 3/16; 7/32; 1/4; 9/32; 5/16; 11/32; 3/8; 7/16; 1/2; 9/16"
	40aDL	1/4" \circ 3/16; 7/32; 1/4; 9/32; 5/16; 11/32; 3/8; 7/16; 1/2; 9/16"
	402a	1/4" \circ 1/4; 5/16; 3/8; 7/16; 1/2"
	405QR/2	1/4" \blacksquare \circ 54 mm
	405QR/6	1/4" \blacksquare \circ 150 mm
	407QR	1/4" \blacksquare \circ 38 mm
	409M	3/8" \blacksquare 1/4" \circ
	412	1/4" \circ \circ
	415QR N	1/4" \blacksquare
	415SGB N	1/4" \circ
	45a	3/8" \circ 1/2; 9/16; 19/32; 5/8; 11/16; 3/4; 15/16; 1"
	46a	3/8" \circ 5/8; 11/16; 3/4; 7/8"
	427QR/3	3/8" \blacksquare \circ 76 mm

	No	Content
	427QR/10	3/8" \blacksquare \circ 240 mm
	428QR	3/8" \blacksquare \circ 46 mm
	431	1/4" \blacksquare 3/8" \circ
	432M	1/2" \blacksquare 3/8" \circ
	435QR N	3/8" \blacksquare
	443	5/16" \circ 3/8" \circ

	No	Content
	65165200	200 mm
	65325170	170 mm
	65516240	240 mm
	65642175	175 mm
	65751220	230 mm
	66005160	160 mm

	No	Content
	104	120 x 2; 120 x 3; 120 x 4; 120 x 5 mm
	109	sizes 2; 5
	4622	size 1 (1.0 x 5.5 x 100 mm) size 3 (1.2 x 8.0 x 150 mm)
	4632	PH1; PH2; PH3
	10961	500 g
	10956	ϕ 35 mm

	No	Content
	453	3/8" \blacksquare
	25aN	1/4 x 5/16; 5/16 x 11/32; 3/8 x 7/16; 1/2 x 9/16"
	11095/20	0.05-1 mm
	12600	270 g
	12921M	ϕ 57 mm
	12922E	ϕ 6 mm
	12320	
	12321	
	13126-2	

	No	Content
	4008-1	1/4" \circ size 1
	13a	1 1/8"
	12935/3	3 m
	12900N	150 mm/6"
	10767a/13	0.050; 1/16; 5/64; 3/32; 7/64; 1/8; 9/64; 5/32; 3/16; 7/32; 1/4; 5/16; 3/8"
	12053	

	No	Content
	13a	3/16; 13/64; 7/32; 15/64; 1/4; 9/32; 5/16; 11/32; 3/8; 7/16; 1/2; 9/16; 19/32; 5/8; 11/16; 3/4; 25/32; 13/16; 7/8; 15/16; 1; 1 1/16"

	No	Content
	13217-1 LR	

1

Factory and workshop equipment, sets of tools

13214a WW Line maintenance set



- for maintenance on aeroplanes and helicopters
- 122 tools, in TCS inlays (Tool Control System see pages 57-79)
- 4x3/3 inlays for 4 drawers (No 98VA for 2 drawers)
- suitable for workbench No WB620, tool trolleys 90, 95, 95VA, 98VA, magazine case No 920 and wheely box No 922N

Code	53
	kg
97830802	12.5



96830885



96830886



96830887



96830888

96830885	No	Content
	13a	3/16, 13/64, 7/32, 15/64, 1/4, 9/32, 5/16, 11/32, 3/8, 7/16, 1/2, 9/16, 19/32, 5/8, 11/16, 3/4, 25/32, 13/16, 7/8, 15/16, 1, 1 1/16, 1 1/8"

96830886	No	Content
	40aD	1/4" ○ 3/16, 7/32, 1/4, 9/32, 5/16, 11/32, 3/8, 7/16, 1/2, 9/16"
	40aDL	1/4" ○ 3/16, 7/32, 1/4, 9/32, 5/16, 11/32, 3/8, 7/16, 1/2, 9/16"
	402a	1/4" ○ 1/4, 5/16, 3/8, 7/16, 1/2"
	405QR/2	1/4" ■ ○ 54 mm
	405QR/6	1/4" ■ ○ 150 mm
	407QR	1/4" ■ ○ 38 mm
	409M	3/8" ■ 1/4" ○
	415QR N	1/4" ■
	415SGB N	1/4" ○
	412	1/4" ○ ○
	45a	3/8" ○ 1/2, 9/16, 19/32, 5/8, 11/16, 3/4, 15/16, 1"
	46a	3/8" ○ 5/8, 11/16, 3/4, 7/8"
	427QR/3	3/8" ■ ○ 76 mm
	427QR/10	3/8" ■ ○ 240 mm
	428QR	3/8" ■ ○ 46 mm
	431	1/4" ■ 3/8" ○
	432M	1/2" ■ 3/8" ○
	435QR N	3/8" ■
	443	5/16" ○ 3/8" ■
	453QR	3/8" ■
	4000	
	25aN	1/4 x 5/16, 5/16 x 11/32, 3/8 x 7/16, 1/2 x 9/16"

96830887	No	Content
	4622	size 1 (1.0 x 5.5 x 100 mm) size 3 (1.2 x 8.0 x 150 mm)
	4632	PH1; PH2; PH3
	10767a/13	0.050; 1/16; 5/64; 3/32; 7/64; 1/8; 9/64; 5/32; 3/16; 7/32; 1/4; 5/16; 3/8"
	65165200	200 mm
	65325170	170 mm
	65516240	240 mm
	65642175	175 mm
	65751220	230 mm
	66005160	160 mm

96830888	No	Content
	104	120 x 2; 120 x 3; 120 x 4; 120 x 5 mm
	109	sizes 2; 5
	10961	500 g
	10956	∅ 35 mm
	11095/20	0.05-1 mm
	12935/3	3 m
	12600	270 g
	12900N	150 mm/6"
	12921N	∅ 50 mm
	12922E	∅ 6 mm
	12053	
	12320	
	12321	
	13126-1	



13221 WT/TS AOG-Kit for aeroplanes in tool trolley No 13217

TCS QR

- 163 tools, in TCS inlays (Tool Control System see page 57)
- tool trolley No 13217 and accessories see pages 21, 22



Code	⊗ kg
98814915	29



96830133



96830134




96830135



96830136



96830137



96830138



96830139



96830140

96830133	No	Content
	40D	1/4" ⌀ 5; 6; 7; 8; 9; 10; 11; 12; 13; 14 mm
	40DL	1/4" ⌀ 5; 6; 7; 8; 10; 11; 12; 13 mm
	40aDL	1/4" ⌀ 3/16; 7/32; 1/4; 9/32; 5/16; 11/32; 3/8; 7/16; 1/2; 9/16"
	405QR/2	1/4" ■ ⌀ 54 mm
	405QR/6	1/4" ■ ⌀ 150 mm
	407QR	1/4" ■ ⌀ 45 mm
	409	3/8" ■ 1/4" ⌀
	412	1/4" ⌀

96830133	No	Content
	415QR N	1/4" ■
	415B	1/4" ○
	45	3/8" ⌀ 10; 11; 12; 13; 14; 15; 16; 17; 18; 19 mm
	45a	3/8" ⌀ 1/2; 9/16; 19/32; 5/8; 11/16; 3/4; 15/16; 1"
	427QR/3	3/8" ■ ⌀ 76 mm
	427QR/6	3/8" ■ ⌀ 160 mm
	428QR	3/8" ■ ⌀ 46 mm
	431	1/4" ■ 3/8" ⌀
	435QR N	3/8" ■
	3115	1/4" ■ ●
	13010	sizes 4; 5; 6; 8; 10
	4008	1/4" ⌀ size 1
	13128	

96830134	No	Content
	65015180	180 mm
	65185130	130 mm
	65355200	200 mm
	65515240	245 mm
	65712165	165 mm
	65751220	230 mm
	65765231	230 mm
	66076110	112 mm
	90432513	

96830135	No	Content
	11095/20	0.05-1 mm
	12321	
	12375	
	12900N	150 mm/6"
	12921M	⌀ 57 mm
	12922E	⌀ 6 mm
	12935/3	3 m
	13110	
	13130	

96830136	No	Content
	105	120 x 10 mm
	108	150 x 2.5; 150 x 3; 150 x 4; 150 x 5; 150 x 6 mm
	10956	⌀ 27 mm
	10961	300 g
	12320	
	12600	270 g
	12800	







96830137	No	Content
	10	27 x 32 mm
	17	8; 9; 10; 11; 12; 13; 14; 15; 16; 17; 18; 19 mm



1





Continuation see next page

Factory and workshop equipment, sets of tools


1

96830138	No	Content
	4724	size 2 (1.0 x 5.5 x 25 mm)
	4744	PZ1
	4751	size 4 (0.3 x 1.5 mm) size 6 (0.4 x 2.0 mm) size 7 (0.4 x 2.5 mm) size 8 (0.5 x 3.0 mm)
	4752	PH0; PH1
	10767a/8	5/64; 3/32; 1/8; 5/32; 3/16; 7/32; 1/4; 5/16"
	10767H/9	1.5; 2; 2.5; 3; 4; 5; 6; 8; 10 mm

96830139	No	Content
	10	4 x 5; 6 x 7; 8 x 9; 10 x 11; 12 x 13; 14 x 15; 16 x 17; 18 x 21; 19 x 22 mm
	13a	3/8; 7/16; 1/2; 9/16; 5/8; 11/16"

96830140	No	Content
	23	6 x 7; 8 x 9; 10 x 11; 12 x 13; 14 x 15; 16 x 17; 18 x 19; 20 x 22 mm
	4622SK	size 1 (0.8 x 4.0 x 90 mm) size 3 (1.2 x 6.5 x 125 mm)
	4632SK	PH1; PH2; PH3
	4636	No 4; 8

No	Content
	13217-3 TS



13224a AOG-Kit for aeroplanes in tool trolley No 13217

TCS QR

- 154 tools, in TCS inlays (Tool Control System see page 57)
- tool trolley No 13217 and accessories see pages 21, 22




Code	Weight (kg)
98814910	28.4



96830110

96830111




96830112

96830113











96830114

96830115



96830116

96830110	No	Content
	40aD	1/4" ○ 3/16; 7/32; 1/4; 9/32; 5/16; 11/32; 3/8; 7/16; 1/2; 9/16"
	40aDL	1/4" ○ 3/16; 7/32; 1/4; 9/32; 5/16; 11/32; 3/8; 7/16; 1/2; 9/16"
	402a	1/4" ○ 1/4; 5/16; 3/8; 7/16; 1/2"
	402aK	1/4" ○ 9/16"
	405W/2	1/4" ■ ○ 54 mm
	405QR/2	1/4" ■ ○ 54 mm
	405QR/6	1/4" ■ ○ 150 mm
	407QR	1/4" ■ ○ 45 mm

96830110	No	Content
	409M	3/8" ■ 1/4" ○
	412	1/4" ○ ○
	415QR N	1/4" ■
	45a	3/8" ○ 1/2, 9/16, 19/32, 5/8, 11/16, 3/4, 15/16, 1"
	46a	3/8" ○ 5/8, 11/16, 3/4, 7/8"
	427W/3	1/4" ■ ○ 76 mm
	427QR/3	3/8" ■ ○ 76 mm
	427QR/10	3/8" ■ ○ 240 mm
	428QR	3/8" ■ ○ 46 mm
	431	1/4" ■ 3/8" ○
	432M	1/2" ■ 3/8" ○
	435QR N	3/8" ■
	443	5/16" ○ 3/8" ○

96830111	No	Content
	104	120 x 2; 120 x 3; 120 x 4; 120 x 5 mm
	109	sizes 2; 5
	10961	300 g
	10956	∅ 27 mm
	12600	270 g
	12922E	∅ 6 mm
	12800	

96830112	No	Content
	65165200	200 mm
	65325170	170 mm
	65642175	175 mm
	65726240	240 mm
	65751220	230 mm
	65765231	230 mm
	66005160	160 mm

96830113	No	Content
	453QR	3/8" ■
	11095/20	0.05-1 mm
	12935/3	3 m
	12900N	150 mm/6"
	12921M	∅ 57 mm
	13110	300 mm
	12053	
	12320	
	12321	

96830114	No	Content
	12a	5/32, 7/32, 1/4"
	13a	3/16, 13/64, 7/32, 15/64, 1/4, 9/32, 5/16, 11/32, 3/8, 7/16, 1/2, 9/16, 19/32, 5/8, 11/16, 3/4, 25/32"
	25aN	1/4 x 5/16, 5/16 x 11/32, 3/8 x 7/16, 1/2 x 9/16"

96830115	No	Content
	415B	1/4" ○
	1204/21-1	4 x ⊕, 4 x ⊕, 9 x ⊕, 3 x ⊙
	4000	
	4622SK	size 1 (0.8 x 4.0 x 90 mm) size 3 (1.2 x 6.5 x 125 mm)
	4632SK	PH1; PH2; PH3
	4724	size 2 (1.0 x 5.5 x 25 mm)
	4734	PH2
	10767a/13	0.050; 1/16; 5/64; 3/32; 7/64; 1/8; 9/64; 5/32; 3/16; 7/32; 1/4; 5/16; 3/8"
	13126-1	

96830116	No	Content
	13a	13/16; 7/8; 15/16; 1; 1 1/16; 1 1/8"
	No	
	13217-2 TS	

1

Tool Trolley 13217.

Ideally equipped.



Sophisticated.

Concealed under the lid are a removable tray with handles and two transparent drawer covers.



Flexible.

Easily removable drawers with endstops and three different drawer heights. Drawers can be inserted in any order.



Ingress protection to IP67.

Also available as a dust and waterproof IP67 version - with additional seals, closures and a pressure equalizing valve.

Organisation is peace-of-mind. STAHLWILLE's modular standard inlay system.

1



Tool trays from STAHLWILLE ensure perfect tool management within the Tool Trolley or Tool Box. All the tools are neatly arranged and instantly at hand, and always securely held in the same place. The Tool Trolley or Tool Box can be equipped as required with 1/6, 1/3, 2/3 or 3/3 inlays.



1/6 inlay
175 x 175 mm



1/3 inlay
175 x 350 mm



2/3 inlay
350 x 350 mm



3/3 inlay
530 x 350 mm

FLEXIBLE.

Multi-functional – suites of tools in plastic inlays are suitable for workbench no. WB620, tool trolleys no. 90, 95, 95VA, 98VA, magazine case No. 920 and wheely box No. 922N.

LOGICAL.

The drawers of the Tool Trolleys can be optimally used if different sized inlays together with a few spare inlays are kept in store. In addition, these inlays are made of Skydrol resistant and permanently oil resistant engineering plastic to protect your high-grade tools against damage.



Tool sets in plastic inlays for workbench No WB620, tool trolleys No 90, 95, 95VA, 98VA; magazine case No 920 and wheely box No 922N (modular system)

806/10 Tool set

- 99 tools, in plastic inlays (modular system see page 46-56)
- 9x1/3 and 1x3/3 inlays for 4 drawers (No 98VA for 2 drawers)
- suitable for workbench No WB620, tool trolleys No 90, 95, 95VA, 98VA, magazine case No 920 and wheely box No 922N

Code	kg
98830001	13.8



96838126



96838127



96838128



96838110



96838112



96838113



96838121



96838123



96838125



96838237

96838126	No	Content
	10	6 x 7; 8 x 9; 10 x 11; 12 x 13; 14 x 15; 16 x 17; 18 x 19; 20 x 22; 24 x 27; 30 x 32 mm

96838127	No	Content
	13	6; 7; 8; 9; 10; 11; 12; 13; 14; 15 mm

96838128	No	Content
	13	16; 17; 18; 19; 20; 21; 22; 24 mm

96838110	No	Content
	40	1/4" 5.5; 6; 7; 8; 9; 10; 11; 12; 13; 14 mm
	400	1/4" 150 mm
	404	1/4" 116 mm
	405/2	1/4" 54 mm
	405/6	1/4" 150 mm
	407	1/4" 38 mm
	412	1/4"
	415	1/4"
	10760CV	1.5; 2; 2.5; 3; 4; 5; 6; 8; 10; 12 mm

96838112	No	Content
	52	1/2" 10; 11; 12; 13; 14; 15; 16; 17; 18; 19; 20; 21; 22; 24; 27; 30; 32 mm

96838113	No	Content
	506	1/2" 300 mm
	509/2	1/2" 52 mm
	509/5	1/2" 130 mm
	509/10	1/2" 255 mm
	510	1/2" 71 mm
	512	1/2"

96838121	No	Content
	65015180	180 mm
	65295200	200 mm
	65434002	J2 180 mm
	65454002	A2 180 mm
	65516240	240 mm
	65642250	250 mm
	66025160	160 mm

96838123	No	Content
	102	175 mm
	108	150 x 6; 175 x 6 mm
	109	size 6; 100 x 3.4 mm

96838125	No	Content
	10956	∅ 35 mm
	10961	500 g

96838237	No	Content
	4620	size 1 (0.6 x 3.5 x 75 mm) size 2 (0.8 x 4.0 x 100 mm) size 3 (1.0 x 5.5 x 125 mm) size 4 (1.2 x 6.5 x 150 mm) size 5 (1.6 x 8.0 x 175 mm)
	4630	PH1; PH2; PH3

1

808/9 Tool set

- 102 tools, in plastic inlays (modular system see page 46-56)
- 9x1/3 and 1x3/3 inlays for 4 drawers (No 98VA for 2 drawers)
- suitable for workbench No WB620, tool trolleys No 90, 95, 95VA, 98VA; magazine case No 920 and wheely box No 922N

1

Code	kg
98830002	12.1



96838130



96838105



96838106



96838110



96838111



96838238



96838132



96838124



96838131

No	Content
10	5.5 x 7; 8 x 10; 10 x 12; 11 x 13; 12 x 14; 14 x 17; 17 x 19; 18 x 21; 19 x 22; 22 x 24 mm

No	Content
14	6; 7; 8; 9; 10; 11; 12; 13; 14; 15 mm

No	Content
14	16; 17; 18; 19; 20; 21; 22; 24 mm

No	Content
40	1/4" ○ 5.5; 6; 7; 8; 9; 10; 11; 12; 13; 14 mm
400	1/4" ■ 150 mm
404	1/4" ■ 116 mm
405/2	1/4" ■ ○ 54 mm

No	Content
405/6	1/4" ■ ○ 150 mm
407	1/4" ■ ○ 38 mm
412	1/4" ○ ○
415	1/4" ■
10760CV	1.5; 2; 2.5; 3; 4; 5; 6; 8; 10; 12 mm

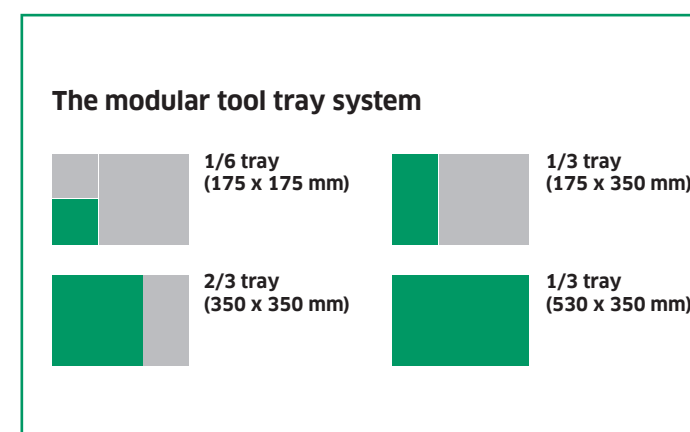
No	Content
456	3/8" ○ 7; 8; 9; 10; 11; 12; 13; 14; 15; 16; 17; 18; 19; 20; 21; 22 mm
425	3/8" ■ 165 mm
427/3	3/8" ■ ○ 76 mm
427/6	3/8" ■ ○ 160 mm
427/10	3/8" ■ ○ 240 mm
428	3/8" ■ ○ 46 mm
435	3/8" ■

No	Content
4620	size 1 (0.6 x 3.5 x 75 mm) size 2 (0.8 x 4.0 x 100 mm)
4622	size 1 (1.0 x 5.5 x 100 mm) size 2 (1.2 x 6.5 x 125 mm) size 3 (1.2 x 8.0 x 150 mm)
4632	PH1; PH2; PH3

No	Content
65015200	200 mm
65295160	160 mm
65434002	J2 180 mm
65454002	A2 180 mm
65516240	240 mm
65642250	250 mm
66025160	160 mm

No	Content
102	175 mm
105	120 x 12 mm
108	150 x 2.5; 150 x 3; 150 x 4; 150 x 5; 150 x 6; 150 x 8 mm

No	Content
10956	∅ 35 mm
10970	1 lb.



ES 10/10, 5.5x7-22x24 mm


- 175 x 350 x 60 mm
- 10 pieces

Code	g
96838130	1100

No	Content
10	5.5 x 7; 8 x 10; 10 x 12; 11 x 13; 12 x 14; 14 x 17; 17 x 19; 18 x 21; 19 x 22; 22 x 24 mm

ES 10/10, 6x7-30x32 mm


- 175 x 350 x 70 mm
- 10 pieces

Code	g
96838126	1515

No	Content
10	6 x 7; 8 x 9; 10 x 11; 12 x 13; 14 x 15; 16 x 17; 18 x 19; 20 x 22; 24 x 27; 30 x 32 mm

ES 13/10, 6-15 mm


- 175 x 350 x 40 mm
- 10 pieces

Code	g
96838127	525

No	Content
13	6; 7; 8; 9; 10; 11; 12; 13; 14; 15 mm

ES 13/8, 16-24 mm


- 175 x 350 x 54 mm
- 8 pieces

Code	g
96838128	1440

No	Content
13	16; 17; 18; 19; 20; 21; 22; 24 mm

ES 13/5, 27-32 mm


- 530 x 350 x 30 mm
- 5 pieces

Code	g
96838104	2280

No	Content
13	27; 28; 29; 30; 32 mm

ES 14/10, 6-15 mm


- 175 x 350 x 39 mm
- 10 pieces

Code	g
96838105	700

No	Content
14	6; 7; 8; 9; 10; 11; 12; 13; 14; 15 mm

ES 14/8, 16-24 mm


- 175 x 350 x 51 mm
- 8 pieces

Code	g
96838106	1820

No	Content
14	16; 17; 18; 19; 20; 21; 22; 24 mm

ES 20/8, 6x7-19x22 mm


- 175 x 350 x 30 mm
- 8 pieces

Code	g
96838167	1266

No	Content
20	6 x 7; 8 x 9; 10 x 11; 12 x 13; 14 x 15; 16 x 17; 18 x 21; 19 x 22 mm

1

Factory and workshop equipment, sets of tools

1

ES 20/10, 6x7-30x32 mm



- 530 x 350 x 44 mm
- 10 pieces

Code	8
96838107	2620

No	Content
20	6 x 7; 8 x 9; 10 x 11; 12 x 13; 14 x 15; 16 x 17; 18 x 19; 20 x 22; 24 x 27; 30 x 32 mm

ES 24/7, 8x10-19x22 mm



- 175 x 350 x 30 mm
- 7 pieces

Code	g
96838171	860

No	Content
24	8 x 10; 10 x 11; 11 x 13; 12 x 14; 14 x 17; 17 x 19; 19 x 22 mm

ES 25/7, 7x8-17x19 mm



- 175 x 350 x 30 mm
- 7 pieces

Code	g
96838108	1020

No	Content
25	7 x 8; 9 x 10; 10 x 11; 12 x 13; 14 x 15; 16 x 18; 17 x 19 mm

ES 29/6, 8x9-18x19 mm



- 175 x 350 x 30 mm
- 6 pieces

Code	g
96838109	1185

No	Content
29	8 x 9; 10 x 11; 12 x 13; 14 x 15; 16 x 17; 18 x 19 mm

ES 10750/10, 6x7-20x22 mm



- 175 x 350 x 30 mm
- 10 pieces

Code	g
96838168	1132

No	Content
10750	6 x 7; 8 x 9; 10 x 11; 12 x 13; 14 x 15; 16 x 17; 18 x 19; 20 x 22 mm
10750 1/2	sizes 6; 7

ES TX/32



- 175 x 350 x 40 mm
- 32 pieces

Code	g
96838166	931

No	Content
21TX	sizes E6 x E8; E10 x E12; E14 x E18; E20 x E24
45TX	3/8" sizes E8; E10; E12; E14
50TX	1/2" sizes E16; E18; E20
412	1/4"
442	1/4" 3/8"
543	5/16" 1/2"
1440	size T10
1441	size T15
1442	size T20
1443	size T25
1444	size T27
1445	size T30
1432	size T40
1433	size T45
1434	size T50
10766/9	sizes T8; T9; T10; T15; T20; T25; T27; T30; T40

ES 1/4" + 10760CV



- 175 x 350 x 41 mm
- 27 pieces



Code	g
96838110	1035

No	Content
40	1/4" ○ 5.5; 6; 7; 8; 9; 10; 11; 12; 13; 14 mm
400	1/4" ■ 150 mm
404	1/4" ■ 116 mm
405/2	1/4" ■ ○ 54 mm
405/6	1/4" ■ ○ 150 mm
407	1/4" ■ ○ 38 mm
412	1/4" ○ ○
415	1/4" ■
10760CV	1.5; 2; 2.5; 3; 4; 5; 6; 8; 10; 12 mm

ES 456/16/6



- 175 x 350 x 40 mm
- 22 pieces



Code	g
96838111	1555

No	Content
456	3/8" ○ 7; 8; 9; 10; 11; 12; 13; 14; 15; 16; 17; 18; 19; 20; 21; 22 mm
425	3/8" ■ 165 mm
427/3	3/8" ■ ○ 76 mm
427/6	3/8" ■ ○ 160 mm
427/10	3/8" ■ ○ 240 mm
428	3/8" ■ ○ 46 mm
435	3/8" ■

ES 52/17



- 175 x 350 x 47 mm
- 17 pieces



Code	g
96838112	1760

No	Content
52	1/2" ○ 10; 11; 12; 13; 14; 15; 16; 17; 18; 19; 20; 21; 22; 24; 27; 30; 32 mm

ES 1/2" - 512/6



- 175 x 350 x 35 mm
- 6 pieces



Code	g
96838113	1915

No	Content
506	1/2" ■ 300 mm
509/2	1/2" ■ ○ 52 mm
509/5	1/2" ■ ○ 130 mm
509/10	1/2" ■ ○ 255 mm
510	1/2" ■ ○ 71 mm
512	1/2" ■

ES 54/54KK



- 175 x 350 x 38 mm
- 14 pieces



Code	g
96838114	1630

No	Content
54	1/2" ○ 4; 5; 6; 7; 8; 10; 12; 14; 17; 19 mm
54KK	1/2" ○ 5; 6; 8; 10 mm

ES 54KK/5



- 175 x 175 x 30 mm
- 5 pieces



Code	g
96838165	505

No	Content
54KK	1/2" ○ 5; 6; 7; 8; 10 mm

1

1

ES 1054/2054



- 175 x 175 x 30 mm
- 6 pieces

Code g
96838164 900

No	Content
1054	1/2" \varnothing 8; 10; 12 mm
2054	1/2" \varnothing 5; 6; 14 mm

ES 54X/54TX



- 175 x 350 x 38 mm
- 16 pieces

Code g
96838115 1600

No	Content
54X	1/2" \varnothing M5; M6; M8; M10; M12; M14; M16
54TX	1/2" \varnothing sizes T20; T25; T27; T30; T40; T45; T50; T55; T60

ES 1054/2054TX/6




- 175 x 175 x 30 mm
- 6 pieces

Code g
96838163 900

No	Content
1054TX	1/2" \varnothing sizes T30; T50; T55; T60
2054TX	1/2" \varnothing sizes T40; T45

ES 2309/4



- 175 x 175 x 40 mm
- 4 pieces

Code g
96838162 1145

No	Content
2309	1/2" \varnothing 17; 19; 21; 22 mm

ES 2309K/3



- 175 x 175 x 40 mm
- 3 pieces

Code g
96838260 800

No	Content
2309K	1/2" \varnothing 17; 19; 21 mm

ES 55/6/4



- 530 x 350 x 83 mm
- 10 pieces

Code g
96838174 7875

No	Content
55	3/4" \varnothing 34; 36; 41; 46; 50; 55 mm
552	3/4" \blacksquare
556	3/4" \blacksquare
558	510 mm
559/8	3/4" \blacksquare \varnothing 200 mm


ES 721/15/3/2



- 530 x 350 x 40 mm
- 6 pieces

Code g
96838172 5060

No	Content
2309K	1/2" \varnothing 17; 19; 21 mm
721/15 Quick	30-150 N·m
35c Pkw	17; 19; 22 mm; \blacksquare 1/2"
10599/2	245 mm

ES 4620/4628/4630/7


• 175 x 350 x 39 mm
• 7 pieces

Code	g
96838236	530

No	Content
4620	size 1 (0.6 x 3.5 x 75 mm) size 2 (0.8 x 4.0 x 100 mm) size 3 (1.0 x 5.5 x 125 mm) size 4 (1.2 x 6.5 x 150 mm)
4628	size 1 (0.4 x 2.5 x 60 mm)
4630	PH1; PH2

ES 4622-4734/9


• 175 x 350 x 39 mm
• 9 pieces

Code	g
96838234	865

No	Content
4622	size 1 (1.0 x 5.5 x 100 mm) size 2 (1.2 x 6.5 x 125 mm) size 3 (1.2 x 8.0 x 150 mm) size 4 (1.6 x 10.0 x 175 mm)
4628	size 1 (0.4 x 2.5 x 60 mm)
4632	PH1; PH2
4724	size 2 (1.0 x 5.5 x 25 mm)
4734	PH2

1

ES 4620/4630/8


• 175 x 350 x 39 mm
• 8 pieces

Code	g
96838237	770

No	Content
4620	size 1 (0.6 x 3.5 x 75 mm) size 2 (0.8 x 4.0 x 100 mm) size 3 (1.0 x 5.5 x 125 mm) size 4 (1.2 x 6.5 x 150 mm) size 5 (1.6 x 8.0 x 175 mm)
4630	PH1; PH2; PH3

ES 4622SK/4632SK/6


• 175 x 350 x 39 mm
• 6 pieces

Code	g
96838219	770

No	Content
4622SK	size 1 (0.8 x 4.0 x 90 mm) size 2 (1.0 x 5.5 x 100 mm) size 3 (1.2 x 6.5 x 125 mm) size 4 (1.2 x 8.0 x 150 mm)
4632SK	PH1; PH2

ES 4620/4622/4632/8


• 175 x 350 x 39 mm
• 8 pieces

Code	g
96838238	770

No	Content
4620	size 1 (0.6 x 3.5 x 75 mm) size 2 (0.8 x 4.0 x 100 mm)
4622	size 1 (1.0 x 5.5 x 100 mm) size 2 (1.2 x 6.5 x 125 mm) size 3 (1.2 x 8.0 x 150 mm)
4632	PH1; PH2; PH3

ES 4650/9


• 175 x 350 x 39 mm
• 9 pieces


Code	g
96838217	645

No	Content
4650	sizes T8; T9; T10; T15; T20; T25; T27; T30; T40

Factory and workshop equipment, sets of tools


1

ES 4656/9




- 175 x 350 x 39 mm
- 9 pieces

Code	g
96838218	645



No	Content
 4656	sizes T8; T9; T10; T15; T20; T25; T27; T30; T40

ES 4660/4665 VDE/6




- 175 x 350 x 39 mm
- 6 pieces

Code	g
96838235	525



No	Content
 4660 VDE	size 1 (0.4 x 2.5 x 75 mm) size 3 (0.6 x 3.5 x 100 mm) size 5 (1.0 x 5.5 x 125 mm) size 6 (1.2 x 6.5 x 150 mm)
 4665 VDE	PH1; PH2

ES 4820/4830/6




- 175 x 350 x 33 mm
- 6 pieces

Code	g
96838134	480



No	Content
 4820	size 0.6 x 3.5 x 75 mm size 0.8 x 4.0 x 100 mm size 1.0 x 5.5 x 125 mm size 1.2 x 6.5 x 150 mm
 4830	PH1; PH2

ES 4820/4830/8




- 175 x 350 x 30 mm
- 8 pieces

Code	g
96838135	735


No	Content
 4820	size 0.6 x 3.5 x 75 mm size 0.8 x 4.0 x 100 mm size 1.0 x 5.5 x 125 mm size 1.2 x 6.5 x 150 mm size 1.6 x 8.0 x 175 mm
 4830	PH1; PH2; PH3

ES 4856/9




- 175 x 350 x 30 mm
- 9 pieces

Code	g
96838136	705


No	Content
 4856	sizes T8; T9; T10; T15; T20; T25; T27; T30; T40

ES 12500N/7




- 175 x 350 x 39 mm
- 7 pieces

Code	g
96838300	1060

No	Content
 12500N	7; 8; 9; 10; 11; 12; 13 mm

ES 10769/7



- 175 x 350 x 35 mm
- 7 pieces

Code	g
96838120	450

No	Content
 10769	sizes T10; T15; T20; T25; T27; T30; T40

ES 10769B/7


- 175 x 350 x 35 mm
- 7 pieces

Code	g
96838129	420

No	Content
10769B	sizes T10; T15; T20; T25; T27; T30; T40

ES 10768/6


- 350 x 350 x 37 mm
- 6 pieces

Code	g
96838119	780

No	Content
10768	3; 4; 5; 6; 8; 10 mm

ES 6501-6602/7A


- 530 x 350 x 40 mm
- 7 pieces

Code	g
96838121	2085

No	Content
65015180	180 mm
65295200	200 mm
65434002	J2 180 mm
65454002	A2 180 mm
65516240	240 mm
65642250	250 mm
66025160	160 mm

ES 6501-6602/7B


- 530 x 350 x 40 mm
- 7 pieces

Code	g
96838132	2055

No	Content
65015200	200 mm
65295160	160 mm
65434002	J2 180 mm
65454002	A2 180 mm
65516240	240 mm
65642250	250 mm
66025160	160 mm

ES 6543-6546/4


- 175 x 350 x 30 mm
- 4 pieces

Code	g
96838122	700

No	Content
65434002	J2 180 mm
65444021	J21 170 mm
65454002	A2 180 mm
65464021	A21 170 mm

ES 102/108/109/4


- 175 x 350 x 30 mm
- 4 pieces

Code	g
96838123	555

No	Content
102	175 mm
108	150 x 6; 175 x 6 mm
109	size 6; 100 x 3.4 mm

1

1

ES 102/105/108/8



- 175 x 350 x 33 mm
- 8 pieces

Code	g
96838124	900

No	Content
102	175 mm
105	120 x 12 mm
108	150 x 2.5; 150 x 3; 150 x 4; 150 x 5; 150 x 6; 150 x 8 mm

ES 10670-13110/11



- 530 x 350 x 35 mm
- 11 pieces

Code	g
96838173	2120

No	Content
10670	265 mm
12025	210 mm
12030	260 mm
12035	210 mm
12036	260 mm
12050	465 mm
12320	
12321	
12377	
12935/3	3 m
13110	300 mm

ES 10956/10961/2



- 175 x 350 x 45 mm
- 2 pieces

Code	g
96838125	1130

No	Content
10956	∅ 35 mm
10961	500 g

ES 10956/10970/2



- 175 x 350 x 45 mm
- 2 pieces

Code	g
96838131	1075

No	Content
10956	∅ 35 mm
10970	1 lb.

Empty inlay



- 175 x 350 x 30 mm

Code	g
83812047	110

Empty inlay



- 175 x 175 x 28 mm

Code	g
83812080	55

The modular tool tray system

1/6 tray (175 x 175 mm)

1/3 tray (175 x 350 mm)

2/3 tray (350 x 350 mm)

1/3 tray (530 x 350 mm)

The modular tool inlay system.

Tool Control System – built-in safety.



Originally developed by STAHLWILLE to meet high safety requirements for the aerospace industry, today users from all trades and industries appreciate the advantages of the Tool Control System (TCS). STAHLWILLE's Tool Control System (TCS) combines the highest levels of protection against damage, adds safety and efficiency and rounds off with the reassuring feeling that none of the tools has been left in a place that could, at some point in the future, become a safety risk.

1



1/3 inlay
175 x 350 mm



2/3 inlay
350 x 350 mm



3/3 inlay
530 x 350 mm



UNMISTAKEABLE.

Thanks to the noticeable yellow background, a quick glance at the tray shows instantly if everything is where it should be. The inlays are chemical-resistant and extremely flexible.

TAILOR-MADE.

Thanks to computer-aided production, every tool cut-out fits perfectly. Additional »push-out« recesses allow convenient removal of tools.

1

Tool sets in TCS inlays for workbench No WB620, tool trolleys No 90, 95, 95VA, 98VA; magazine case No 920 and wheelybox No 922N

806/9 TCS TCS tool set




- 98 tools, in TCS inlays (Tool Control System see page 57-79)
- 7x1/3, 1x2/3 and 1x3/3 inlays for 4 drawers (No 98VA for 2 drawers)
- suitable for workbench No WB620, tool trolleys No 90, 95, 95VA, 98VA; magazine case No 920 and wheely box No 922N

Code	δ kg
98830004	13.2



96838175



96838176



96838177



96838278



96838179



96838180




96838181



96838182



96838183



96838182

No	Content
506	1/2" ■ 300 mm
509/2	1/2" ■ ○ 52 mm
509/5	1/2" ■ ○ 130 mm
509/10	1/2" ■ ○ 255 mm
510	1/2" ■ ○ 71 mm
512	1/2" ■

No	Content
40	1/4" ○ 5.5; 6; 7; 8; 9; 10; 11; 12; 13; 14 mm
400	1/4" ■ 150 mm
404	1/4" ■ 116 mm
405/2	1/4" ■ ○ 54 mm
405/6	1/4" ■ ○ 150 mm
407	1/4" ■ ○ 38 mm
412	1/4" ○ ○
415	1/4" ■
10760CV	1.5; 2; 2.5; 3; 4; 5; 6; 8; 10; 12 mm

No	Content
52	1/2" ○ 10; 11; 12; 13; 14; 15; 16; 17; 18; 19; 20; 21; 22; 24; 27; 30; 32 mm

No	Content
4620	size 1 (0.6 x 3.5 x 75 mm) size 2 (0.8 x 4.0 x 100 mm) size 3 (1.0 x 5.5 x 125 mm) size 4 (1.2 x 6.5 x 150 mm)
4630	PH1; PH2; PH3


No	Content
65015180	180 mm
65295200	200 mm
65516240	240 mm
66025160	160 mm

No	Content
65434002	J2 180 mm
65454002	A2 180 mm
65642250	250 mm

No	Content
10956	∅ 35 mm
10961	500 g
102	175 mm
108	150 x 6; 175 x 6 mm
109	size 6; 100 x 3.4 mm

No	Content
10	6 x 7; 8 x 9; 10 x 11; 12 x 13; 14 x 15; 16 x 17; 18 x 19; 20 x 22; 24 x 27; 30 x 32 mm


No	Content
13	6; 7; 8; 9; 10; 11; 12; 13; 14; 15; 16; 17; 18; 19; 20; 21; 22; 24 mm

TCS 10/11, 6x7-34x36 mm


- 175 x 350 x 82 mm
- 11 pieces

Code	g
96830167	2056

No	Content
10	6 x 7; 8 x 9; 10 x 11; 12 x 13; 14 x 15; 16 x 17; 18 x 21; 19 x 22; 24 x 27; 30 x 32; 34 x 36 mm

TCS 10/10, 6x7-30x32 mm


- 350 x 350 x 30 mm
- 10 pieces

Code	g
96838182	1550

No	Content
10	6 x 7; 8 x 9; 10 x 11; 12 x 13; 14 x 15; 16 x 17; 18 x 19; 20 x 22; 24 x 27; 30 x 32 mm

TCS 10/10, 6x7-30x32 mm MF


- 175 x 350 x 75 mm
- 10 pieces

Code	g
96830353	1437

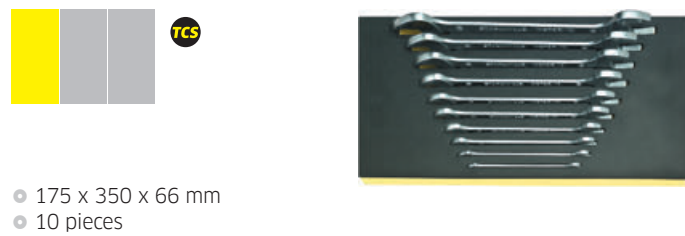
No	Content
10	6 x 7; 8 x 9; 10 x 11; 12 x 13; 14 x 15; 16 x 17; 18 x 21; 19 x 22; 24 x 27; 30 x 32 mm

TCS 10+13+24/30


- 530 x 350 x 75 mm
- 30 pieces

Code	g
96830605	3724

No	Content
10	6 x 7; 8 x 9; 10 x 11; 12 x 13; 14 x 15; 16 x 17; 18 x 19; 20 x 22; 21 x 24 mm
13	6; 7; 8; 9; 10; 11; 12; 13; 14; 15; 16; 17; 18; 19; 21; 22; 24; 27; 30; 32 mm
24	10 x 11 mm

TCS 10/10, 6x7-24x27 mm


- 175 x 350 x 66 mm
- 10 pieces

Code	g
96838187	1287

No	Content
10	6 x 7; 8 x 9; 10 x 11; 12 x 13; 14 x 15; 16 x 17; 18 x 19; 20 x 22; 21 x 24; 24 x 27 mm

TCS 10/10, 6x7-24x27 mm MF


- 175 x 350 x 70 mm
- 10 pieces

Code	g
96830358	1320

No	Content
10	6 x 7; 8 x 9; 10 x 11; 12 x 13; 14 x 15; 16 x 17; 18 x 19; 20 x 22; 21 x 24; 24 x 27 mm

1

1

TCS 10a/9



- 175 x 350 x 70 mm
- 9 pieces

Code	g
96838779	1555

No	Content
10a	1/4 x 5/16; 3/8 x 7/16; 1/2 x 9/16; 19/32 x 11/16; 5/8 x 3/4; 3/4 x 7/8; 25/32 x 13/16; 15/16 x 1; 1 1/8 x 1 5/16"

TCS 13/18, 6-24 mm




- 530 x 350 x 35 mm
- 18 pieces

Code	g
96838183	2040

No	Content
13	6; 7; 8; 9; 10; 11; 12; 13; 14; 15; 16; 17; 18; 19; 20; 21; 22; 24 mm

TCS 13/17, 6-24 mm




- 350 x 350 x 60 mm
- 17 pieces

Code	g
96830164	1615

No	Content
13	6; 7; 8; 9; 10; 11; 12; 13; 14; 15; 16; 17; 18; 19; 21; 22; 24 mm

TCS 13/21, 6-34 mm



- 530 x 350 x 75 mm
- 21 pieces

Code	g
96830174	3710

No	Content
13	6; 7; 8; 9; 10; 11; 12; 13; 14; 15; 16; 17; 18; 19; 21; 22; 24; 27; 30; 32; 34 mm

TCS 13/17, 6-24 mm MF



- 350 x 350 x 60 mm
- 17 pieces

Code	g
96830351	1700

No	Content
13	6; 7; 8; 9; 10; 11; 12; 13; 14; 15; 16; 17; 18; 19; 21; 22; 24 mm

TCS 13/25, 5.5-34 mm



- 530 x 350 x 80 mm
- 25 pieces

Code	g
96832096	4500

No	Content
13	5.5; 6; 7; 8; 9; 10; 11; 12; 13; 14; 15; 16; 17; 18; 19; 20; 21; 22; 23; 24; 27; 29; 30; 32; 34 mm

TCS 12+13+14/29


- 530 x 350 x 80 mm
- 29 pieces

Code	Δ∇ g
96830193	3752


No	Content
12	5.5; 12; 14 mm (2x)
13	7; 11 mm (2x); 6; 8; 9; 10; 12; 13; 14; 15; 16; 17; 18; 19; 20; 22; 24; 30; 32; 36 mm (1x)
14	17 mm

TCS 13a/19


- 350 x 350 x 55 mm
- 19 pieces

Code	Δ∇ g
96838778	2000


No	Content
13a	3/16; 7/32; 1/4; 9/32; 5/16; 11/32; 3/8; 7/16; 1/2; 9/16; 19/32; 5/8; 11/16; 3/4; 25/32; 13/16; 7/8; 15/16; 1"

TCS 13a/23


- 530 x 350 x 35 mm
- 23 pieces

Code	Δ∇ g
96830885	2800


No	Content
13a	3/16; 13/64; 7/32; 15/64; 1/4; 9/32; 5/16; 11/32; 3/8; 7/16; 1/2; 9/16; 19/32; 5/8; 11/16; 3/4; 25/32; 13/16; 7/8; 15/16; 1; 1 1/16; 1 1/8"

TCS 14/5, 17-21 mm


- 175 x 350 x 30 mm
- 5 pieces

Code	Δ∇ g
96838188	1065

No	Content
14	17; 18; 19; 20; 21 mm

TCS 14/8, 8-16 mm


- 175 x 350 x 30 mm
- 8 pieces

Code	Δ∇ g
96838189	660

No	Content
14	8; 10; 11; 12; 13; 14; 15; 16 mm

TCS 14/18, 6-24 mm


- 350 x 350 x 60 mm
- 18 pieces

Code	Δ∇ g
96838750	2348

No	Content
14	6; 7; 8; 9; 10; 11; 12; 13; 14; 15; 16; 17; 18; 19; 20; 21; 22; 24 mm

1

TCS 14/21, 6-36 mm




- 530 x 350 x 75 mm
- 21 pieces

Code Δ g
96838771 4988

No	Content
14	6; 7; 8; 9; 10; 11; 12; 13; 14; 15; 16; 17; 18; 19; 21; 22; 24; 27; 30; 32; 36 mm

TCS 17/12



- 175 x 350 x 45 mm
- 12 pieces

Code Δ g
96830649 1460

No	Content
17	8; 9; 10; 11; 12; 13; 14; 15; 16; 17; 18; 19 mm

TCS 20/8, 6x7-19x22 mm



- 175 x 350 x 45 mm
- 8 pieces

Code Δ g
96838192 1338

No	Content
20	6 x 7; 8 x 9; 10 x 11; 12 x 13; 14 x 15; 16 x 17; 18 x 21; 19 x 22 mm

TCS 20/8, 6x7-19x22 mm MF



- 175 x 350 x 45 mm
- 8 pieces

Code Δ g
96830356 1323

No	Content
20	6 x 7; 8 x 9; 10 x 11; 12 x 13; 14 x 15; 16 x 17; 18 x 21; 19 x 22 mm

TCS 20/10, 6x7-30x32 mm



- 350 x 350 x 45 mm
- 10 pieces

Code Δ g
96830166 2500

No	Content
20	6 x 7; 8 x 9; 10 x 11; 12 x 13; 14 x 15; 16 x 17; 18 x 21; 19 x 22; 24 x 27; 30 x 32 mm

TCS 24/7, 8x10-19x22 mm



- 175 x 350 x 35 mm
- 7 pieces

Code Δ g
96838758 780

No	Content
24	8 x 10; 10 x 11; 11 x 13; 12 x 14; 14 x 17; 17 x 19; 19 x 22 mm

TCS 25/7

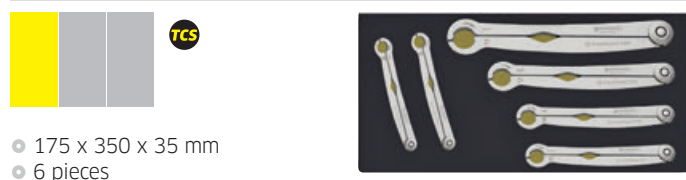


- 175 x 350 x 30 mm
- 7 pieces

Code Δ g
96838751 1015

No	Content
25	7 x 8; 9 x 10; 10 x 11; 12 x 13; 14 x 15; 16 x 18; 17 x 19 mm

TCS 240/6



- 175 x 350 x 35 mm
- 6 pieces

Code Δ g
96838774 1163

No	Content
240	10; 11; 13; 14; 17; 19 mm

TCS 29/6, 8x9-18x19 mm


- 175 x 350 x 35 mm
- 6 pieces

Code	g
96838764	1079


No	Content
29	8 x 9; 10 x 11; 12 x 13; 14 x 15; 16 x 17; 18 x 19 mm

TCS 29/7, 8x9-20x22 mm


- 175 x 350 x 40 mm
- 7 pieces

Code	g
96830195	1520


No	Content
29	8 x 9; 10 x 11; 12 x 13; 14 x 15; 16 x 17; 18 x 19; 20 x 22 mm

TCS 4025/3
NEW


- 175 x 350 x 30 mm
- 3 pieces

Code	g
96838797	920

No	Content
4025	sizes 6; 8; 10

TCS 4026/3
NEW


- 175 x 350 x 30 mm
- 3 pieces

Code	g
96838796	908

No	Content
4026	sizes 6; 8; 10

TCS 10750/10, 6x7-20x22 mm


- 175 x 350 x 40 mm
- 10 pieces

Code	g
96838756	1130


No	Content
10750	6 x 7; 8 x 9; 10 x 11; 12 x 13; 14 x 15; 16 x 17; 18 x 19; 20 x 22 mm
10750 1/2	sizes 6; 7

TCS 1/4" + 10760CV


- 175 x 350 x 43 mm
- 27 pieces

Code	g
96838176	987

No	Content
40	1/4" ○ 5.5; 6; 7; 8; 9; 10; 11; 12; 13; 14 mm
400	1/4" ■ 150 mm
404	1/4" ■ 116 mm
405/2	1/4" ■ ○ 54 mm
405/6	1/4" ■ ○ 150 mm
407	1/4" ■ ○ 38 mm
412	1/4" ○ ○
415	1/4" ■
10760CV	1.5; 2; 2.5; 3; 4; 5; 6; 8; 10; 12 mm

TCS 1/4" + 10760CV QR
NEW


- 175 x 350 x 43 mm
- 27 pieces

Code	g
96830364	987

No	Content
40	1/4" ○ 5.5; 6; 7; 8; 9; 10; 11; 12; 13; 14 mm
400QR	1/4" ■ 150 mm
404QR	1/4" ■ 116 mm
405QR/2	1/4" ■ ○ 54 mm
405QR/6	1/4" ■ ○ 150 mm
407QR	1/4" ■ ○ 38 mm
412	1/4" ○ ○
415QR N	1/4" ■
10760 CV	1.5; 2; 2.5; 3; 4; 5; 6; 8; 10; 12 mm

1

1

TCS 40/41/44/8



• 175 x 350 x 45 mm
• 33 pieces

Code	g
96830217	715

No	Content
40	1/4" ○ 5; 5.5; 6; 7; 8; 9; 10; 11; 12; 13; 14 mm
41K	1/4" ○, ⊖ 0.6 x 3.5; 1.0 x 5.5; 1.2 x 8 mm
44K	1/4" ○, ● 3; 4; 5; 6; 8 mm
44P	1/4" ○, ⊕ PH1; PH2; PH3; PH4
PZ1221 PZ1222	1/4" ○, ⊕ PZ1 1/4" ○, ⊕ PZ2
400	1/4" ■ 150 mm
404	1/4" ■ 116 mm
405/2	1/4" ■ ○ 54 mm
405/6	1/4" ■ ○ 150 mm
407	1/4" ■ ○ 38 mm
409	3/8" ■ 1/4" ○
412	1/4" ○ ○
415	1/4" ■

TCS 40/35/9




• 175 x 350 x 40 mm
• 44 pieces

Code	g
96830601	1045

No	Content
40	1/4" ○ 5; 5.5; 6; 7; 8; 9; 10; 11; 12; 13; 14 mm
40L	1/4" ○ 4; 4.5; 5; 5.5; 6; 7; 8; 9; 10; 11; 12; 13 mm
41K	1/4" ○, ⊖ 0.6 x 3.5; 1.0 x 5.5; 1.2 x 8 mm
44K	1/4" ○, ● 3; 4; 5; 6; 8 mm
44P	1/4" ○, ⊕ PH1; PH2; PH3; PH4
400	1/4" ■ 150 mm
404	1/4" ■ 116 mm
405/2	1/4" ■ ○ 54 mm
405/4	1/4" ■ ○ 100 mm
405/6	1/4" ■ ○ 150 mm
407	1/4" ■ ○ 38 mm
409	3/8" ■ 1/4" ○
412	1/4" ○ ○
415	1/4" ■

TCS 40/41/44/8QR




• 175 x 350 x 45 mm
• 33 pieces

Code	g
96830365	715

No	Content
40	1/4" ○ 5; 5.5; 6; 7; 8; 9; 10; 11; 12; 13; 14 mm
41K	1/4" ○, ⊖ 0.6 x 3.5; 1.0 x 5.5; 1.2 x 8 mm
44K	1/4" ○, ● 3; 4; 5; 6; 8 mm
44P	1/4" ○, ⊕ PH1; PH2; PH3; PH4
PZ1221 PZ1222	1/4" ○, ⊕ PZ1 1/4" ○, ⊕ PZ2
400QR	1/4" ■ 150 mm
404QR	1/4" ■ 116 mm
405QR/2	1/4" ■ ○ 54 mm
405QR/6	1/4" ■ ○ 150 mm
407QR	1/4" ■ ○ 38 mm
409	3/8" ■ 1/4" ○
412	1/4" ○ ○
415QR N	1/4" ■

TCS 40/35/9QR



• 175 x 350 x 40 mm
• 44 pieces

Code	g
96830366	1045

No	Content
40	1/4" ○ 5; 5.5; 6; 7; 8; 9; 10; 11; 12; 13; 14 mm
40L	1/4" ○ 4; 4.5; 5; 5.5; 6; 7; 8; 9; 10; 11; 12; 13 mm
41K	1/4" ○, ⊖ 0.6 x 3.5; 1.0 x 5.5; 1.2 x 8 mm
44K	1/4" ○, ● 3; 4; 5; 6; 8 mm
44P	1/4" ○, ⊕ PH1; PH2; PH3; PH4
400QR	1/4" ■ 150 mm
404QR	1/4" ■ 116 mm
405QR/2	1/4" ■ ○ 54 mm
405QR/4	1/4" ■ ○ 100 mm
405QR/6	1/4" ■ ○ 150 mm
407QR	1/4" ■ ○ 38 mm
409	3/8" ■ 1/4" ○
412	1/4" ○ ○
415QR N	1/4" ■

TCS 4008/8/52


- 175 x 350 x 50 mm
- 60 pieces

Code	g
96838773	665

No	Content
412	1/4" ○ ○
412/1	1/4" ○ 10 mm ●
442	1/4" ○ 3/8" ○
1200/1	1/4" ○ ●
3825/1	1/4" ○ ●
3115/1	1/4" ■ ●
4008	1/4" ○ size 1
4008	1/4" ○ size 2
1300	3 mm (2x)
1301	4 mm (2x)
1302	5 mm (2x)
1303	6 mm (2x)
1304	8 mm (2x)
1220	PH0 (2x)
1221	PH1 (2x)
1222	PH2 (2x)
1223	PH3 (2x)
PZ1221	PZ1 (2x)
PZ1222	PZ2 (2x)
PZ1223	PZ3 (2x)
1414	size T10 (2x)
1415	size T15 (2x)
1416	size T20 (2x)
1417	size T25 (2x)
1419	size T30 (2x)
1420	size T40 (2x)
1440	size T10 (2x)
1441	size T15 (2x)
1442	size T20 (2x)
1443	size T25 (2x)
1445	size T30 (2x)
1446	size T40 (2x)
1161	size 0.5 x 4.0 mm
1163	size 0.6 x 4.5 mm
1165	size 0.8 x 5.5 mm
1166/1	size 1.2 x 6.5 mm

Tool Control System.
The safety inlay system.



Designed to fit our Tool Trolleys and Tool Boxes
With yellow signal cut-outs to show whether all
the tools are in their places.

TCS 456/16/6


- 175 x 350 x 45 mm
- 22 pieces

Code	g
96838752	1465

No	Content
456	3/8" ○ 7; 8; 9; 10; 11; 12; 13; 14; 15; 16; 17; 18; 19; 20; 21; 22 mm
425	3/8" ■ 165 mm
427/3	3/8" ■ ○ 76 mm
427/6	3/8" ■ ○ 160 mm
427/10	3/8" ■ ○ 240 mm
428	3/8" ■ ○ 46 mm
435	3/8" ■

TCS 456/16/6QR


- 175 x 350 x 45 mm
- 22 pieces

Code	g
96830367	1465

No	Content
456	3/8" ○ 7; 8; 9; 10; 11; 12; 13; 14; 15; 16; 17; 18; 19; 20; 21; 22 mm
425QR	3/8" ■ 165 mm
427QR/3	3/8" ■ ○ 76 mm
427QR/6	3/8" ■ ○ 160 mm
427QR/10	3/8" ■ ○ 240 mm
428QR	3/8" ■ ○ 46 mm
435QR N	3/8" ■

TCS 49/1049/2049/45TX/49TX


- 175 x 350 x 40 mm
- 24 pieces

Code	g
96838772	1188

No	Content
49	3/8" ○ 4; 5; 6; 7; 8; 10 mm
1049	3/8" ○ 7 mm
2049	3/8" ○ 4; 5; 6; 8; 10 mm
45TX	3/8" ○ sizes E5; E6; E7; E8; E10; E12
49TX	3/8" ○ sizes T10; T15; T20; T25; T30; T40

1

TCS 456/16/7



- 175 x 350 x 40 mm
- 23 pieces



Code	g
96830218	1400

No	Content
456	3/8" ○ 7; 8; 9; 10; 11; 12; 13; 14; 15; 16; 17; 18; 19; 20; 21; 22 mm
427/3	3/8" ■ ○ 76 mm
427/5	3/8" ■ ○ 125 mm
427/10	3/8" ■ ○ 240 mm
428	3/8" ■ ○ 46 mm
431	1/4" ■ 3/8" ○
432	1/2" ■ 3/8" ○
435	3/8" ■

TCS 456/16/4 MF QR



- 175 x 350 x 45 mm
- 20 pieces



Code	g
96830371	1123

No	Content
456	3/8" ○ 7; 8; 9; 10; 11; 12; 13; 14; 15; 16; 17; 18; 19; 20; 21; 22 mm
427QR/6	3/8" ■ ○ 160 mm
427QR/10	3/8" ■ ○ 240 mm
428QR	3/8" ■ ○ 46 mm
435QR N	3/8" ■

TCS 456/16/7QR



- 175 x 350 x 40 mm
- 23 pieces



Code	g
96830370	1400

No	Content
456	3/8" ○ 7; 8; 9; 10; 11; 12; 13; 14; 15; 16; 17; 18; 19; 20; 21; 22 mm
427QR/3	3/8" ■ ○ 76 mm
427QR/6	3/8" ■ ○ 160 mm
427QR/10	3/8" ■ ○ 240 mm
428QR	3/8" ■ ○ 46 mm
431	1/4" ■ 3/8" ○
432	1/2" ■ 3/8" ○
435QR N	3/8" ■

TCS 456/31/8



- 350 x 350 x 32 mm
- 39 pieces



Code	g
96830602	2701

No	Content
456	3/8" ○ 7; 8; 9; 10; 11; 12; 13; 14; 15; 16; 17; 18; 19; 20; 21; 22 mm
46	3/8" ○ 10; 11; 12; 13 mm
47	3/8" ○ 10; 11; 12; 13; 14; 15; 16 mm
1049	3/8" ○ 9 mm
49X	3/8" ○ sizes M6; M8; M10
427/3	3/8" ■ ○ 76 mm
427/5	3/8" ■ ○ 125 mm
427/10	3/8" ■ ○ 240 mm
428	3/8" ■ ○ 46 mm
431	1/4" ■ 3/8" ○
432	1/2" ■ 3/8" ○
435	3/8" ■
452QR	3/8" ■

TCS 456/16/4 MF



- 175 x 350 x 45 mm
- 20 pieces



Code	g
96830357	1123

No	Content
456	3/8" ○ 7; 8; 9; 10; 11; 12; 13; 14; 15; 16; 17; 18; 19; 20; 21; 22 mm
427/5	3/8" ■ ○ 125 mm
427/10	3/8" ■ ○ 240 mm
428	3/8" ■ ○ 46 mm
435	3/8" ■

TCS 1/2"-512/6


- 175 x 350 x 35 mm
- 6 pieces

Code	g
96838175	1845

No	Content
506	1/2" ■ 300 mm
509/2	1/2" ■ ○ 52 mm
509/5	1/2" ■ ○ 130 mm
509/10	1/2" ■ ○ 255 mm
510	1/2" ■ ○ 71 mm
512	1/2" ■

TCS 1/2" - 512/9QR
NEW


- 175 x 350 x 40 mm
- 9 pieces

Code	g
96830363	2364

No	Content
506QR	1/2" ■ 300 mm
509QR/2	1/2" ■ ○ 52 mm
509QR/5	1/2" ■ ○ 130 mm
509QR/10	1/2" ■ ○ 255 mm (2x)
510QR	1/2" ■ ○ 80 mm
512QR N	1/2" ■
513	3/8" ■ 1/2" ○
514	3/4" ■ 1/2" ○

TCS 1/2" - 512/6QR
NEW


- 175 x 350 x 35 mm
- 6 pieces

Code	g
96830362	1845

No	Content
506QR	1/2" ■ 300 mm
509QR/2	1/2" ■ ○ 52 mm
509QR/5	1/2" ■ ○ 130 mm
509QR/10	1/2" ■ ○ 255 mm
510QR	1/2" ■ ○ 80 mm
512QR N	1/2" ■

TCS 52/14/4


- 175 x 350 x 50 mm
- 18 pieces

Code	g
96838781	2510

No	Content
52	1/2" ○ 10; 11; 12; 13; 14; 15; 16; 17; 18; 19; 22; 24; 27; 30 mm
509/5	1/2" ■ ○ 130 mm
509/10	1/2" ■ ○ 255 mm
510	1/2" ■ ○ 71 mm
512	1/2" ■

TCS 1/2"-512/9


- 175 x 350 x 40 mm
- 9 pieces

Code	g
96830603	2364

No	Content
506	1/2" ■ 300 mm
509/2	1/2" ■ ○ 52 mm
509/5	1/2" ■ ○ 130 mm
509/10	1/2" ■ ○ 255 mm (2x)
510	1/2" ■ ○ 71 mm
512	1/2" ■
513	3/8" ■ 1/2" ○
514	3/4" ■ 1/2" ○

TCS 52/14/4QR
NEW



- 175 x 350 x 50 mm
- 18 pieces

Code	g
96830352	2510

No	Content
52	1/2" ○ 10; 11; 12; 13; 14; 15; 16; 17; 18; 19; 22; 24; 27; 30 mm
509QR/5	1/2" ■ ○ 130 mm
509QR/10	1/2" ■ ○ 255 mm
510QR	1/2" ■ ○ 80 mm
512QR N	1/2" ■

1

TCS 50/52/30/6 MF




- 350 x 350 x 70 mm
- 36 pieces

Code	g
96830354	4604

No	Content
50	1/2" ⌀ 10; 11; 12; 13; 14; 15; 16; 17; 18; 19; 30 mm
52	1/2" ⌀ 12; 13; 17; 18; 19; 20; 21; 22; 24; 27; 30; 32; 34 mm
54	1/2" ⌀ 5; 6; 7; 8; 10; 12 mm
506	1/2" ■ 300 mm
509/5	1/2" ■ ⌀ 130 mm
509/10	1/2" ■ ⌀ 255 mm
510	1/2" ■ ⌀ 71 mm
512	1/2" ■
513	3/8" ■ 1/2" ⌀

TCS 50/52/30/6 MF QR

NEW



- 350 x 350 x 70 mm
- 36 pieces

Code	g
96830360	4604

No	Content
50	1/2" ⌀ 10; 11; 12; 13; 14; 15; 16; 17; 18; 19; 30 mm
52	1/2" ⌀ 12; 13; 17; 18; 19; 20; 21; 22; 24; 27; 30; 32; 34 mm
54	1/2" ⌀ 5; 6; 7; 8; 10; 12 mm
506QR	1/2" ■ 300 mm
509QR/5	1/2" ■ ⌀ 130 mm
509QR/10	1/2" ■ ⌀ 255 mm
510QR	1/2" ■ ⌀ 71 mm
512QR N	1/2" ■
513	3/8" ■ 1/2" ⌀

TCS 50/51/52/32




- 175 x 350 x 50 mm
- 32 pieces

Code	g
96838191	2950

No	Content
50	1/2" ⌀ 8; 9; 10; 11; 12; 13; 14; 15; 16; 17; 18; 19; 30 mm
51	1/2" ⌀ 22; 27 mm
52	1/2" ⌀ 10; 11; 12; 13; 14; 15; 16; 17; 18; 19; 20; 21; 22; 24; 27; 30; 32 mm

TCS 51/11



- 175 x 350 x 50 mm
- 11 pieces

Code	g
96838776	2345

No	Content
51	1/2" ⌀ 10; 13; 15; 17; 18; 19; 22; 24; 27; 30; 32 mm

TCS 52/17



- 175 x 350 x 40 mm
- 17 pieces

Code	g
96838177	1605

No	Content
52	1/2" ⌀ 10; 11; 12; 13; 14; 15; 16; 17; 18; 19; 20; 21; 22; 24; 27; 30; 32 mm

TCS 52/18 MF



- 175 x 350 x 55 mm
- 18 pieces

Code	g
96830359	1850

No	Content
52	1/2" ⌀ 10; 11; 12; 13; 14; 15; 16; 17; 18; 19; 20; 21; 22; 24; 27; 30; 32; 34 mm

TCS 40/456/52/78/19


- 530 x 350 x 60 mm
- 97 pieces

Code	Δ	g
96832095		7000

No	Content
40	1/4" ○ 4; 5; 5.5; 6; 7; 8; 9; 10; 11; 12; 13 mm
40TX	1/4" ○ sizes E8; E10
44K	1/4" ○ ● 3; 4; 5; 6; 8 mm
44KTXB	1/4" ○ sizes T8; T10; T15; T20; T25; T27; T30; T40
400	1/4" ■ 150 mm
404	1/4" ■ 116 mm
405/2	1/4" ■ ○ 54 mm
405/4	1/4" ■ ○ 100 mm
407	1/4" ■ ○ 38 mm
412	1/4" ○ ○
415	1/4" ■
45TX	3/8" ○ sizes E8; E10; E12; E14
49	3/8" ○ 5; 6; 8 mm
49TX	3/8" ○ sizes T25; T45
425	3/8" ■ 165 mm
427/3	3/8" ■ ○ 76 mm
427/10	3/8" ■ ○ 240 mm
428	3/8" ■ ○ 46 mm
431	1/4" ■ 3/8" ○
432	1/2" ■ 3/8" ○
435	3/8" ■
456	3/8" ○ 8; 9; 10; 11; 12; 13; 14; 15; 16; 17; 18; 19; 20; 21; 22 mm
52	1/2" ○ 10; 11; 12; 13; 14; 15; 16; 17; 18; 19; 21; 22; 24; 27; 30; 32; 34 mm
54	1/2" ○ 10; 12 mm
54TX	1/2" ○ sizes T40; T50; T55; T60
506	1/2" ■ 300 mm
509/5	1/2" ■ ○ 130 mm
509/10	1/2" ■ ○ 255 mm
510	1/2" ■ ○ 71 mm
512	1/2" ■
513	3/8" ■ 1/2" ○
1054TX	1/2" ○ sizes T50; T55
2054TX	1/2" ○ sizes T40; T45

TCS 40/45/50/89/19


- 530 x 350 x 70 mm
- 108 pieces

Code	Δ	g
96830192		7770

No	Content
40	1/4" ○ 3.5; 4; 4.5; 5; 5.5; 6; 7; 8; 9; 10; 11; 12; 13 mm
40TX	1/4" ○ sizes E4; E5; E6; E7; E8
44	1/4" ○ 3; 4; 5; 6 mm
400	1/4" ■ 150 mm
404	1/4" ■ 116 mm
405/6	1/4" ■ ○ 150 mm
407	1/4" ■ ○ 38 mm
409M	3/8" ■ 1/4" ○
415	1/4" ■
415SGB N	1/4" ○
45	3/8" ○ 8; 9; 10; 11; 12; 13; 14; 15; 16; 17; 18; 19 mm
45TX	3/8" ○ E10; E12; E14
46	3/8" ○ 20.8 mm-13/16"
49	3/8" ○ 4; 5; 6; 7; 8; 10 mm
425	3/8" ■ 165 mm
427/3	3/8" ■ ○ 76 mm
427/10	3/8" ■ ○ 240 mm
428	3/8" ■ ○ 46 mm
432M	1/2" ■ 3/8" ○
435	3/8" ■
50	1/2" ○ 19; 21; 22; 24; 27; 30; 32 mm
50TX	1/2" ○ sizes E11; E16; E18; E20; E24
52	1/2" ○ 16; 17; 18; 19; 22; 24; 27; 30; 32 mm
54	1/2" ○ 6; 7; 8; 10 mm
54TX	1/2" ○ sizes T45; T50; T55; T60
54X	1/2" ○ sizes M6; M8; M12; M14
506	1/2" ■ 300 mm
509/5	1/2" ■ ○ 130 mm
509/10	1/2" ■ ○ 255 mm
510	1/2" ■ ○ 71 mm
512	1/2" ■
514M	3/4" ■ 1/2" ○
1410	size T6
1411	size T7
1412	size T8
1413	size T9
1427	size T25 (65 mm)
1440	size T10
1441	size T15
1442	size T20
1443	size T25
1444	size T27
1445	size T30
1446	size T40

1

1

TCS 50a/17



- 175 x 350 x 40 mm
- 17 pieces

Code	g
96838780	1685

No	Content
50a	1/2" \circ 3/8; 7/16; 1/2; 9/16; 19/32; 5/8; 11/16; 3/4; 25/32; 13/16; 7/8; 15/16; 1; 1 1/16; 1 1/8; 1 3/16; 1 1/4"

TCS 54/2309K/12506




- 175 x 350 x 40 mm
- 13 pieces

Code	g
96830163	1830

No	Content
54	1/2" \circ 5; 6; 7; 8; 10; 12; 14; 17; 19 mm
2309K	1/2" \circ 17; 19 mm
12506	6; 7 mm

TCS 50TX/54TX/17




- 175 x 350 x 40 mm
- 17 pieces

Code	g
96838763	1415

No	Content
50TX	1/2" \circ sizes E10; E11; E12; E14; E16; E18; E20; E24
54TX	1/2" \circ sizes T20; T25; T27; T30; T40; T45; T50; T55; T60

TCS 54/54X/16



- 175 x 350 x 35 mm
- 16 pieces

Code	g
96838762	1745

No	Content
54	1/2" \circ 4; 5; 6; 7; 8; 10; 12; 14; 17 mm
54X	1/2" \circ sizes M5; M6; M8; M10; M12; M14; M16

TCS 54/54TX/18



- 175 x 350 x 40 mm
- 18 pieces

Code	g
96838782	1665

No	Content
54	1/2" \circ 4; 5; 6; 7; 8; 10; 12; 14; 17 mm
54TX	1/2" \circ sizes T20; T25; T27; T30; T40; T45; T50; T55; T60

TCS 1054/2054/10



- 175 x 350 x 40 mm
- 10 pieces

Code	g
96838760	1272

No	Content
1054	1/2" \circ 8; 10; 12 mm
2054	1/2" \circ 5; 6 mm
1054TX	1/2" \circ sizes T30; T50; T55
2054TX	1/2" \circ sizes T40; T45

TCS 55/11/6


- 530 x 350 x 90 mm
- 17 pieces

Code	Δg
96830221	10100

No	Content
55	3/4" ○ 22; 24; 27; 30; 32; 34; 36; 38; 41; 46; 50 mm
552	3/4" ■
556	3/4" ■
558	510 mm
559/8	3/4" ■ ○ 200 mm
559/16	3/4" ■ ○ 400 mm
568	1/2" ■ 3/4" ○

TCS TX/57 MF N


- 350 x 350 x 75 mm
- 55 pieces

Code	Δg
96830450	2060

No	Content
21TX	sizes E6 x E8; E10 x E12; E14 x E18; E20 x E24
40TX	1/4" ○ sizes E4; E5; E6; E7; E8
45TX	3/8" ○ sizes E10; E12; E14
49TX	3/8" ○ sizes T40; T45
50TX	1/2" ○ sizes E16; E18; E20; E24
54TX	1/2" ○ sizes T50; T55; T60
415SGB N	1/4" ○
412	1/4" ○ ○
442	1/4" ○ 3/8" ○
1410	size T6
1411	size T7
1412	size T8
1413	size T9
1440	size T10
1441	size T15
1442	size T20
1443	size T25
1444	size T27
1445	size T30
1446	size T40
1427	size T25 (65 mm)
4650	sizes T6; T7; T8; T9; T10; T15; T20; T25; T27; T30
10766/9	sizes T8; T9; T10; T15; T20; T25; T27; T30; T40

TCS 50IMP/19/2


- 175 x 350 x 50 mm
- 21 pieces

Code	Δg
96838791	3055

No	Content
50IMP	8; 10; 11; 12; 13; 14; 15; 16; 17; 18; 19; 21; 22; 23; 24; 25; 27; 30; 32 mm
509/5IMP	1/2" ■ ○ 125 mm
510IMP	1/2" ■ ○ 68 mm

TCS 50IMP/51IMP/19


- 170 x 350 x 50 mm
- 19 pieces

Code	Δg
96838777	3960

No	Content
50IMP	1/2" ○ 10; 13; 15; 16; 17; 18; 19; 21; 22; 24; 27 mm
51IMP	1/2" ○ 13; 15; 17; 18; 19; 21; 22; 24 mm

TCS 54IMP/2307TX/15


- 175 x 350 x 40 mm
- 15 pieces

Code	Δg
96838792	1285

No	Content
54IMP	1/2" ○ 5; 6; 7; 8; 10; 12; 14; 17; 19 mm
2307TX	1/2" ○ sizes T30; T40; T45; T50; T55; T60

1

1

TCS 4620/4630




- 175 x 350 x 35 mm
- 7 pieces



Code	g
96838278	590

No	Content
4620	size 1 (0.6 x 3.5 x 75 mm) size 2 (0.8 x 4.0 x 100 mm) size 3 (1.0 x 5.5 x 125 mm) size 4 (1.2 x 6.5 x 150 mm)
4630	PH1; PH2; PH3

TCS 4620/4640



- 175 x 350 x 40 mm
- 7 pieces



Code	g
96838784	410

No	Content
4620	size 1 (0.6 x 3.5 x 75 mm) size 2 (0.8 x 4.0 x 100 mm) size 3 (1.0 x 5.5 x 125 mm) size 4 (1.2 x 6.5 x 150 mm)
4640	PZ1; PZ2; PZ3

TCS 4620/4660VDE+10767



- 530 x 350 x 35 mm
- 27 pieces



Code	g
96831168	2200

No	Content
4620	size 1 (0.6 x 3.5 x 75 mm) size 2 (0.8 x 4.0 x 100 mm) size 4 (1.2 x 6.5 x 150 mm) size 5 (1.6 x 8.0 x 175 mm) size 6 (1.6 x 10.0 x 200 mm) size 7 (2.0 x 12.0 x 200 mm)
4628	size 1 (0.4 x 2.5 x 60 mm)
4630	PH1; PH2; PH3
4632	PH4
4640	PZ0; PZ1; PZ2
4660 VDE	size 1 (0.4 x 2.5 x 75 mm)
4724	size 2 (1.0 x 5.5 x 25 mm)
4734	PH2
4744	PZ1
10767/9	1.5; 2; 2.5; 3; 4; 5; 6; 8; 10 mm

TCS 4620-4734/8



- 175 x 350 x 40 mm
- 8 pieces




Code	g
96838769	503

No	Content
4620	size 1 (0.6 x 3.5 x 75 mm) size 3 (1.0 x 5.5 x 125 mm) size 4 (1.2 x 6.5 x 150 mm)
4628	size 1 (0.4 x 2.5 x 60 mm)
4630	PH1; PH2
4724	size 2 (1.0 x 5.5 x 25 mm)
4734	PH2

TCS 4620/4660VDE



- 530 x 350 x 40 mm
- 18 pieces



Code	g
96831179	1689

No	Content
4620	size 1 (0.6 x 3.5 x 75 mm) size 2 (0.8 x 4.0 x 100 mm) size 4 (1.2 x 6.5 x 150 mm) size 5 (1.6 x 8.0 x 175 mm) size 6 (1.6 x 10.0 x 200 mm) size 7 (2.0 x 12.0 x 200 mm)
4628	size 1 (0.4 x 2.5 x 60 mm)
4630	PH1; PH2; PH3
4632	PH4
4640	PZ0; PZ1; PZ2
4660 VDE	size 1 (0.4 x 2.5 x 75 mm)
4724	size 2 (1.0 x 5.5 x 25 mm)
4734	PH2
4744	PZ1

TCS 4621/4734/16


• 530 x 350 x 40 mm
• 16 pieces

Code	g
96832098	1490

No	Content
4621	size 0 (0.4 x 2.5 x 80 mm) size 1 (0.5 x 3.5 x 90 mm) size 2 (0.6 x 4.0 x 100 mm) size 4 (1.0 x 6.5 x 140 mm) size 5 (1.2 x 8.0 x 160 mm)
4631	PH1; PH2
4632	PH1; PH2; PH3
4724	size 2 (1.0 x 5.5 x 25 mm)
4734	PH2
10506	0.8 x 4.0 x 300 mm
10518	1.0 x 5.5 x 410 mm
12600	500 g
12922E	∅ 6 mm

TCS 4622/4650+10760+10766


• 530 x 350 x 40 mm
• 36 pieces

Code	g
96831196	1895

No	Content
4622	size 1 (1.0 x 5.5 x 100 mm) size 2 (1.2 x 6.5 x 125 mm) size 4 (1.6 x 10.0 x 175 mm) size 5 (2.0 x 12.0 x 200 mm)
4630	PH1
4632	PH3
4650	sizes T6; T7; T8; T9; T10; T15; T20; T25; T27; T30
4724	size 2 (1.0 x 5.5 x 25 mm)
4734	PH2
10760CV/9	1.5; 2; 2.5; 3; 4; 5; 6; 8; 10 mm
10766/9	sizes T8; T9; T10; T15; T20; T25; T27; T30; T40

1

TCS 4622/4632


• 175 x 350 x 35 mm
• 6 pieces

Code	g
96838783	845

No	Content
4622	size 1 (1.0 x 5.5 x 100 mm) size 2 (1.2 x 6.5 x 125 mm) size 3 (1.2 x 8.0 x 150 mm) size 4 (1.6 x 10.0 x 175 mm)
4632	PH2; PH3

TCS 4650


• 175 x 350 x 35 mm
• 8 pieces

Code	g
96838767	340

No	Content
4650	sizes T8; T9; T10; T15; T20; T25; T27; T30

TCS 4660/4665 VDE


• 175 x 350 x 40 mm
• 6 pieces

Code	g
96838766	391

No	Content
4660 VDE	size 1 (0.4 x 2.5 x 75 mm) size 3 (0.6 x 3.5 x 100 mm) size 5 (1.0 x 5.5 x 125 mm) size 6 (1.2 x 6.5 x 150 mm)
4665 VDE	PH1; PH2

TCS 4665/4670 VDE


• 175 x 350 x 40 mm
• 7 pieces

Code	g
96838785	622

No	Content
4665 VDE	PH0; PH1; PH2; PH3
4670 VDE	PZ0; PZ1; PZ2

TCS 4724/4840+10767



- 530 x 350 x 45 mm
- 24 pieces

Code g
96830706 1755

No	Content
4628	size 1 (0.4 x 2.5 x 60 mm)
4724	size 2 (1.0 x 5.5 x 25 mm)
4734	PH2
4744	PZ1
4820	size 0.6 x 3.5 x 75 mm size 0.8 x 4.0 x 100 mm size 1.2 x 6.5 x 150 mm size 1.6 x 10.0 x 200 mm size 2.0 x 12.0 x 250 mm
4830	PH1; PH2; PH3
4840	PZ1
10767/9	1.5; 2; 2.5; 3; 4; 5; 6; 8; 10 mm
7756	
12922E	∅ 6 mm

TCS 4820/4830



- 175 x 350 x 35 mm
- 7 pieces

Code g
96838184 555

No	Content
4820	size 0.6 x 3.5 x 75 mm size 0.8 x 4.0 x 100 mm size 1.0 x 5.5 x 125 mm size 1.2 x 6.5 x 150 mm
4830	PH1; PH2; PH3

TCS 4856




- 175 x 350 x 40 mm
- 7 pieces

Code g
96838755 447

No	Content
4856	sizes T8; T9; T10; T15; T20; T25; T30

TCS 12500N/5



- 175 x 350 x 45 mm
- 5 pieces

Code g
96838757 730

No	Content
12500N	7; 8; 10; 12; 13 mm

TCS 12507-2K/5



- 175 x 350 x 40 mm
- 5 pieces

Code g
96838761 792

No	Content
12507-2K	7; 8; 10; 12; 13 mm

TCS 10760-10771/26


- 175 x 350 x 35 mm
- 26 pieces

Code $\Delta \nabla$
g
96838788 1000

No	Content
10760CV/9	1.5; 2; 2.5; 3; 4; 5; 6; 8; 10 mm
10767/9	1.5; 2; 2.5; 3; 4; 5; 6; 8; 10 mm
10771/8	sizes T9; T10; T15; T20; T25; T27; T30; T40

TCS 10768-2K/6


- 350 x 350 x 40 mm
- 6 pieces

Code $\Delta \nabla$
g
96838753 792

No	Content
10768-2K	3; 4; 5; 6; 8; 10 mm

TCS 10765/10768/12507/19


- 530 x 350 x 30 mm
- 19 pieces

Code $\Delta \nabla$
g
96830621 1610


No	Content
10765/9	1.5; 2; 2.5; 3; 4; 5; 6; 8; 10 mm
10768	2.5; 3; 4; 5; 6; 8; 10 mm
12507-2K	8; 10; 13 mm

TCS 10769+10771/17


- 350 x 350 x 30 mm
- 17 pieces

Code $\Delta \nabla$
g
96832099 940

No	Content
10769	sizes T9; T10; T15; T20; T25; T30; T40; T45; T50
10771/8	sizes T9; T10; T15; T20; T25; T27; T30; T40

TCS 10768/8


- 350 x 350 x 40 mm
- 8 pieces

Code $\Delta \nabla$
g
96838786 800

No	Content
10768	2; 2.5; 3; 4; 5; 6; 8; 10 mm



1

1

TCS 1202/4000/10766/38




- 175 x 350 x 45 mm
- 38 pieces

Code	g
96838768	863

No	Content
1202	1/4" ●, ⊖ sizes 0.6 x 3.5; 0.8 x 4.0; 1.0 x 5.5; 1.2 x 6.5 mm 1/4" ●, ⊕ PH1; PH2; PH3 1/4" ●, ⊕ PZ1; PZ2; PZ3 1/4" ●, ⊕ sizes T15; T20; T25; T30 1/4" ●, ● 4; 5; 6 mm 1/4" ○ ● bitholder
4000	1/4" ○
10766/9	sizes T8; T9; T10; T15; T20; T25; T27; T30; T40
10767/9	1.5; 2; 2.5; 3; 4; 5; 6; 8; 10 mm

TCS 4751/4752



- 175 x 350 x 35 mm
- 9 pieces

Code	g
96838787	275

No	Content
4751	size 4 (0.3 x 1.5 x 40 mm) size 6 (0.4 x 2.0 x 60 mm) size 7 (0.4 x 2.5 x 75 mm) size 8 (0.5 x 3.0 x 75 mm)
4752	PH00; PH0; PH1
65406120	
66046110	

TCS 6501-6602/3




- 175 x 350 x 40 mm
- 3 pieces

Code	g
96838775	1125

No	Content
65015200	200 mm
65516300	302 mm
66025180	180 mm

TCS 6501-6602/4



- 175 x 350 x 35 mm
- 4 pieces

Code	g
96838179	1070

No	Content
65015180	180 mm
65295200	200 mm
65516240	240 mm
66025160	160 mm

TCS 6501-6602/4N




- 175 x 350 x 35 mm
- 4 pieces

Code	g
96830622	1145

No	Content
65015180	180 mm
65295200	200 mm
65726240	240 mm
66025160	160 mm

TCS 6534-6545/6



- 350 x 350 x 30 mm
- 6 pieces

Code	g
96832100	1070

No	Content
65345280	280 mm
65355200	200 mm
65434001	J1 140 mm
65434002	J2 180 mm
65454001	A1 140 mm
65454002	A2 180 mm

TCS 6543-6564/3


- 175 x 350 x 30 mm
- 3 pieces

Code	g
96838180	975

No		
65434002	J2 180 mm	
65454002	A2 180 mm	
65642250	250 mm	

TCS 6543-6546/4


- 175 x 350 x 30 mm
- 4 pieces

Code	g
96830608	626

No		
65434002	J2 180 mm	
65444021	J21 170 mm	
65454002	A2 180 mm	
65464021	A21 170 mm	

TCS 6501-6600/3 VDE


- 175 x 350 x 40 mm
- 3 pieces

Code	g
96838770	725


No		
65017180	180 mm	
65297200	200 mm	
66007160	160 mm	

TCS 102-108/11


- 175 x 350 x 33 mm
- 11 pieces

Code	g
96838754	1665

No	Content
102	150; 200; 250 mm
105	120 x 10; 120 x 12 mm
108	150 x 2.5; 150 x 3; 150 x 4; 150 x 5; 150 x 6; 150 x 8 mm

TCS 102-108/10959/10961/16


- 530 x 350 x 45 mm
- 16 pieces

Code	g
96830609	3715

No	Content
102	200 mm
103	150 mm
105	120 x 10 mm
108	150 x 3; 150 x 4; 150 x 5; 150 x 6; 150 x 8 mm
10959	∅ 40 mm
10961	500 g
12373	
12600	500 g
12718	
12935/3	3 m
65642250	250 mm
39Pkw	400 mm

TCS 102-108/10961/10



- 175 x 350 x 40 mm
- 10 pieces

Code	g
96830361	1569

No	Content
102	200 mm
105	120 x 12 mm
108	115 x 2; 150 x 3; 150 x 4; 150 x 5; 150 x 6; 175 x 4; 200 x 8 mm
10961	500 g

1

TCS 102-108/10959/10961/13



- 530 x 350 x 60 mm
- 13 pieces

Code	Δ g
96830177	5800

No	Content
102	200; 300 mm
103	175 mm
105	120 x 12 mm
108	150 x 3; 150 x 4; 150 x 5; 150 x 6; 150 x 8 mm
10959	∅ 50 mm
10961	500; 800; 1000 g

TCS 102-108/10959/12718/13



- 530 x 350 x 40 mm
- 13 pieces

Code	Δ g
96830226	3730

No	Content
102	200 mm
103	150 mm
105	120 x 10 mm
108	150 x 3; 150 x 4; 150 x 5; 150 x 6; 150 x 8; 200 x 8 mm
10959	∅ 40 mm
10961	500; 800 g
12718	

TCS 102-108/10959/10961 MF



- 530 x 350 x 40 mm
- 12 pieces

Code	Δ g
96830355	3343

No	Content
102	200 mm
103	150 mm
105	120 x 10 mm
108	150 x 3; 150 x 4; 150 x 5; 150 x 6; 150 x 8 mm
10959	∅ 40 mm
10961	500; 800 g
12718	

TCS 102-108/10956/10961/18



- 530 x 350 x 55 mm
- 18 pieces

Code	Δ g
96830620	3653

No	Content
102	150 mm
103	150 mm
105	120 x 10 mm
108	150 x 2.5; 150 x 3; 150 x 4; 150 x 5; 150 x 6; 150 x 8 mm
10956	∅ 50 mm
10961	300; 500 g
10672	20 x 315 mm
12374	
12900N	150 mm/6"
12965N	

TCS 102-109/10956/10961/6


- 175 x 350 x 40 mm
- 6 pieces

Code	Δ⊗ g
96838181	1605

No	Content	
102	175 mm	
108	150 x 6; 175 x 6 mm	
109	size 6; 100 x 3.4 mm	
10956	∅ 35 mm	
10961	500 g	

TCS 11095-13110/8


- 175 x 350 x 40 mm
- 8 pieces

Code	Δ⊗ g
96838789	700

No	Content	
11095/20	0.05 - 1.00 mm	
12000	ISO	
12321		
12322		
12665/52	0.25 - 6 mm	
12900N	150 mm/6"	
12935/3	3 m	
13110	300 mm	

TCS 12025-13110/11


- 530 x 350 x 35 mm
- 11 pieces

Code	Δ⊗ g
96838759	2410

No	Content	
12025	210 mm	
12030	260 mm	
12035	210 mm	
12036	260 mm	
12050	300 mm	
12320		
12321		
12718		
12935/3	3 m	
12965N		
13110	300 mm	

TCS 10356-12965/5


- 175 x 350 x 40 mm
- 5 pieces

Code	Δ⊗ g
96838790	595

No	Content	
10356	40 mm	
10356R	10 pieces	
12053	158 mm	
12320		
12965		

TCS 1/3 MF


- 175 x 350 x 30 mm
- empty inlay

Code	Δ⊗ g
83820360	30

1

It's the first impression that counts. **Point-of-sale system solutions.**

1

When the POS system was being developed, there was one main focal point: to generate the greatest possible benefit for the trade. The high-grade, visually appealing system features numerous sophisticated details designed to make life easier for the trade – and boost sales. Typical for STAHLWILLE.



MODULAR.

As individual as your sales area. Whether you have a 1m shelf system or a large curved corner solution – the POS system can be integrated anywhere.



TOOL APPEAL.

The high-grade presentation system not only enhances the shop space – it appeals to customers directly and actively helps with sales.



UNMISTAKEABLE.

One touch is all it takes to experience the benefits of a premium product »hands on«. Nothing beats the tactile impression left by a perfectly balanced, high-quality tool.



INFORMATIVE.

You can find more details on the POS system in our special POS brochure – visit www.stahlwille.de/broschueren-und-flyer/de/stahlwille-pos.pdf

1

CHANGEABLE.

The slanted top-mounted signs are effective eye-catchers and can be fitted and changed in seconds – thanks to the convenient magnetic film.



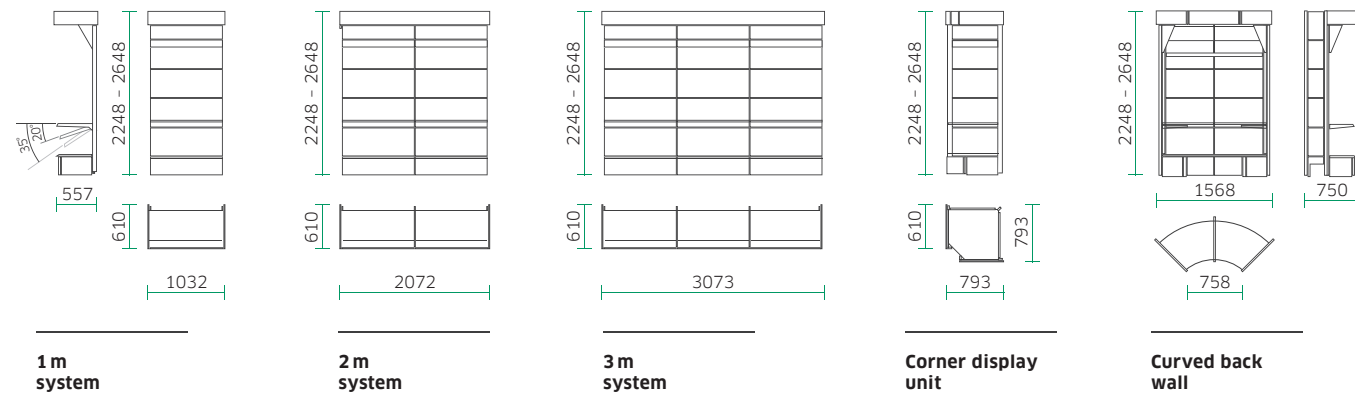
EXTENSIVE.

The broad range of accessories available for the system makes it easy to fine-tune it on-site if needed. There are also specially designed holders for ratchets, extensions and many more items.



SIMPLE.

Step-by-step video guidance – to ensure uncomplicated, smooth assembly – visit www.stahlwille.de/videos/pos-montage





2 SPANNERS

Double open ended spanners
>> Page 86



Combination spanners
>> Page 89



Double ended ring spanners
>> Page 94



Double ended open ring spanners
>> Page 98



Ratchet wrenches
>> Page 99



Double ended flexi-joint spanners
>> Page 101



Heavy-duty ring spanners
>> Page 102



Striking face ring spanners
>> Page 103



Striking face open ended spanners
>> Page 104



Single-end spanners
>> Page 104



Box spanners
>> Page 105



Strong, extremely tough and durable.
STAHLWILLE spanners.



There are many spanners available. But hardly any that are as well thought out as STAHLWILLE spanners. The non-slip finish means all our spanners fit comfortably in the hand, even when used for long periods of time and when higher forces are applied. By combining high-quality special steels, which are subject to continuous quality controls, with a sophisticated forging process, we make them particularly durable and robust.

2



LIGHTER.

The thumb groove along the spanner handle eliminates material where there is no stress and concentrates it where it is needed. Similar to the principle of an H-beam in construction, extreme load-bearing capacity and maximum flexural strength are achieved with lower weight.

MORE CHOICE.

As one of only a few manufacturers, STAHLWILLE offers a comprehensively diverse range of metric, imperial, spline drive and TORX® spanners.





STRONGER.

The AS-Drive® profile enables high force transmission without damaging the fasteners. While the force acts on the flats of the screws, the corners are left free and are not rounded off. Thanks to the forged double hex, they are tougher than any fastener.

2

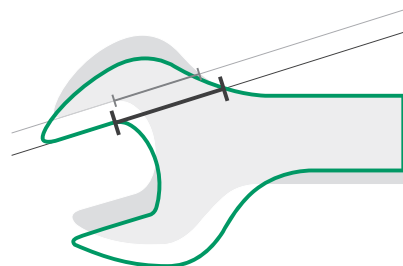


SLIMMER.

Extremely thin-walled rings facilitate work in confined spaces. In addition, the rings are higher than standard nuts - which prevents the spanner seizing on the nut.

MORE ROBUST.

When force is applied to a spanner, the greatest force acts on the area between the jaw and the shank, which is why STAHLWILLE spanners are reinforced at this point. The special design makes the load zones more resilient, which reduces the risk of breakage to a minimum.



— STAHLWILLE spanners
— Conventional spanners

MORE ACCURATE.

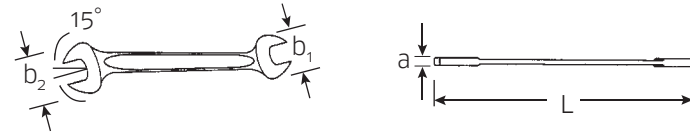
Our very tight manufacturing tolerances and reproducible dimensional accuracy ensure that one STAHLWILLE spanner is as close-fitting as the next. In this way, both open-jaw and ring spanners will always firmly hug the fastener head - for excellent power-lock.



Spanners

10 Double open ended spanners

- DIN 3110, ISO 10102
- Chrome Alloy Steel, chrome plated



Code	Size mm	L mm	b ₁ mm	b ₂ mm	a mm	Weight g	Box
40030405	4 x 5	100	12.5	14	3.4	11	10
40035507	5.5 x 7	120	14.8	17	3.7	17	10
40030607	6 x 7	120	15.5	17	3.7	17	10
40030708	7 x 8	140	17	18	4.0	25	10
40030809	8 x 9	140	18	21	4.0	27	10
40030810	8 x 10	140	18	23	4.5	33	10
40031011	10 x 11	155	23	26	4.8	47	10
40031012	10 x 12	170	23	28	5.3	51	10
40031013	10 x 13	171	23	30	5.3	57	10
40031113	11 x 13	170	26	30	5.3	55	10
40031213	12 x 13	170	28	30	5.3	75	10
40031214	12 x 14	170	28	32	5.3	63	10
40031314	13 x 14	190	30	32	5.3	70	10
40031315	13 x 15	190	30	35	5.3	73	10
40031317	13 x 17	205	30	38	5.8	92	10
40031415	14 x 15	190	32	35	5.3	81	10
40031417	14 x 17	205	32	38	5.8	99	10
40031617	16 x 17	205	36	38	5.8	100	10
40031618	16 x 18	220	36	40	6.7	125	10
40031719	17 x 19	220	38	42	6.7	131	10
40031819	18 x 19	220	40	42.5	6.7	147	10
40031821	18 x 21	235	40	47	7.3	170	10
40031922	19 x 22	235	42	49	7.3	179	10
40032022	20 x 22	235	45	49	7.3	185	10
40032123	21 x 23	250	47	51	7.8	225	5
40032124	21 x 24	250	47	53	7.8	215	5
40032224	22 x 24	250	49	53	7.8	225	5
40032426	24 x 26	270	53	57.5	8.3	293	5
40032427	24 x 27	280	53	60	8.3	299	5
40032528	25 x 28	285	55	62	8.3	309	5
40032730	27 x 30	300	60	66	9.4	412	5
40032732	27 x 32	300	60	70	9.4	418	5
40033032	30 x 32	300	66	70	9.4	450	5
40033034	30 x 34	300	66	75	9.4	480	5
40033236	32 x 36	325	70	80	10	546	5
40033436	34 x 36	325	75	80	10	619	1
40033641	36 x 41	375	80	88	11	800	1
40034146	41 x 46	425	88	94.5	12	980	1

10a Double open ended spanners

- Chrome Alloy Steel, chrome plated

Code	Size "	L mm	b ₁ mm	b ₂ mm	a mm	Weight g	Box
40431620	1/4 x 5/16	140	16	18	4	21	10
40432024	5/16 x 3/8	140	18	23	4.5	34	10
40432428	3/8 x 7/16	155	23	26	4.8	48	10
40432832	7/16 x 1/2	170	26	30	5.3	58	10
40433234	1/2 x 9/16	190	30	32	5.3	73	10
40433436	9/16 x 5/8	205	32	36	5.8	96	10
40433538	19/32 x 11/16	205	35	40	5.8	105	10
40433638	5/8 x 11/16	205	36	40	5.8	101	10
40433640	5/8 x 3/4	220	36	42	6.7	135	10
40433840	11/16 x 3/4	220	40	42	6.7	135	10
40433842	11/16 x 13/16	235	40	47	7.3	167	10
40434044	3/8 x 7/8	235	42	49	7.3	177	10
40434142	25/32 x 13/16	235	45	47	7.3	190	10
40434446	7/8 x 15/16	250	49	53	7.8	235	10
40434648	15/16 x 1	270	53	55	8.3	270	5
40435258	1 1/8 x 1 5/16	300	64	75	9.4	502	5

10, 10a Sets double open ended spanners

- roll-up wallet made of extremely tough textile with Velcro fastener



Code	No	Content mm/"	Weight g
96400304	10/5	8 x 9; 10 x 11; 12 x 13; 14 x 15; 17 x 19	490
96400305	10/8	6 x 7; 8 x 9; 10 x 11; 12 x 13; 14 x 15; 16 x 17; 18 x 19; 20 x 22	745
96400314	10/9 ¹⁾	6 x 7; 8 x 9; 10 x 11; 12 x 13; 14 x 15; 16 x 17; 18 x 19; 20 x 22; 21 x 24	918
96400307	10/10	6 x 7; 8 x 9; 10 x 11; 12 x 13; 14 x 15; 16 x 17; 18 x 19; 20 x 22; 24 x 27; 30 x 32	1540
96400306	10/12	6 x 7; 8 x 9; 10 x 11; 12 x 13; 14 x 15; 16 x 17; 18 x 19; 20 x 22; 21 x 23; 24 x 27; 25 x 28; 30 x 32	2125
96404306	10a/7	1/4 x 5/16; 3/8 x 7/16; 1/2 x 9/16; 5/8 x 3/4; 11/16 x 13/16; 7/8 x 15/16; 1 1/8 x 1 5/16	1242
96404307	10a/11	1/4 x 5/16; 3/8 x 7/16; 1/2 x 9/16; 9/16 x 5/8; 19/32 x 11/16; 5/8 x 3/4; 11/16 x 13/16; 3/4 x 7/8; 25/32 x 13/16; 7/8 x 15/16; 1 1/8 x 1 5/16	2100

¹⁾ packed in carton

ES 10/10, 5.5x7-22x24 mm


- 175 x 350 x 60 mm
- 10 pieces

Code	g
96838130	1100

No	Content
10	5,5 x 7; 8 x 10; 10 x 12; 11 x 13; 12 x 14; 14 x 17; 17 x 19; 18 x 21; 19 x 22; 22 x 24 mm

ES 10/10, 6x7-30x32 mm


- 175 x 350 x 70 mm
- 10 pieces

Code	g
96838126	1515

No	Content
10	6 x 7; 8 x 9; 10 x 11; 12 x 13; 14 x 15; 16 x 17; 18 x 19; 20 x 22; 24 x 27; 30 x 32 mm

TCS 10/10, 6x7-30x32 mm


- 350 x 350 x 30 mm
- 10 pieces

Code	g
96838182	1550

No	Content
10	6 x 7; 8 x 9; 10 x 11; 12 x 13; 14 x 15; 16 x 17; 18 x 19; 20 x 22; 24 x 27; 30 x 32 mm

TCS 10/10, 6x7-30x32 mm MF

TCS


- 175 x 350 x 75 mm
- 10 pieces

Code	g
96830353	1437

No	Content
10	6 x 7; 8 x 9; 10 x 11; 12 x 13; 14 x 15; 16 x 17; 18 x 21; 19 x 22; 24 x 27; 30 x 32 mm

TCS 10/10, 6x7-24x27 mm

TCS


- 175 x 350 x 66 mm
- 10 pieces

Code	g
96838187	1287

No	Content
10	6 x 7; 8 x 9; 10 x 11; 12 x 13; 14 x 15; 16 x 17; 18 x 19; 20 x 22; 21 x 24; 24 x 27 mm

TCS 10/10, 6x7-24x27 mm MF

TCS


- 175 x 350 x 70 mm
- 10 pieces

Code	g
96830358	1320

No	Content
10	6 x 7; 8 x 9; 10 x 11; 12 x 13; 14 x 15; 16 x 17; 18 x 19; 20 x 22; 21 x 24; 24 x 27 mm

TCS 10/11, 6x7-34x36 mm

TCS


- 175 x 350 x 82 mm
- 11 pieces

Code	g
96830167	2056

No	Content
10	6 x 7; 8 x 9; 10 x 11; 12 x 13; 14 x 15; 16 x 17; 18 x 21; 19 x 22; 24 x 27; 30 x 32; 34 x 36 mm

2

Spanners

TCS 10+13+24/30



TCS




- 530 x 350 x 75 mm
- 30 pieces

Code	g
96830605	3724

No	Content
10	6 x 7; 8 x 9; 10 x 11; 12 x 13; 14 x 15; 16 x 17; 18 x 19; 20 x 22; 21 x 24 mm
13	6; 7; 8; 9; 10; 11; 12; 13; 14; 15; 16; 17; 18; 19; 21; 22; 24; 27; 30; 32 mm
24	10 x 11 mm

TCS 10a/9



TCS



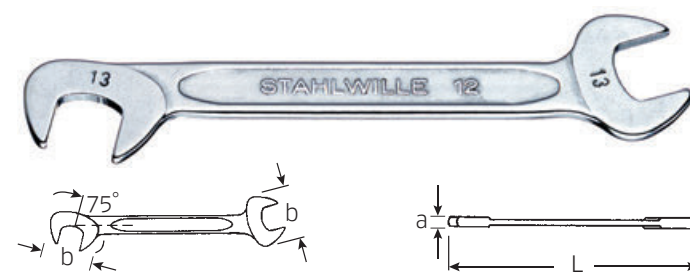
- 175 x 350 x 70 mm
- 9 pieces

Code	g
96838779	1555

No	Content
10a	1/4 x 5/16; 3/8 x 7/16; 1/2 x 9/16; 19/32 x 11/16; 5/8 x 3/4; 3/4 x 7/8; 25/32 x 13/16; 15/16 x 1; 1 1/8 x 1 5/16"

12 Small double open ended spanners ELECTRIC

- Chrome Alloy Steel, chrome plated



Code	mm	L mm	b mm	a mm	g	
40063232	3.2	70	10.5	2	5	10
40063535	3.5	70	10.5	2	5	10
40060404	4	70	10.5	2	5	10
40064545	4.5	70	10.5	2	5	10
40060505	5	78	12.6	2	7	10
40065555	5.5	78	12.6	2	7	10
40060606	6	78	12.6	2	6	10
40060707	7	91	14.7	2	9	10
40060808	8	96	16.8	3	16	10
40060909	9	103	18.9	3	19	10
40061010	10	105	21	3	22	10
40061111	11	116	24.2	3	27	10
40061212	12	116	24.2	3	27	10
40061313	13	131	28.3	3	37	10
40061414	14	131	28.3	3	36	10

12a Small double open ended spanners ELECTRIC

- Chrome Alloy Steel, chrome plated

Code	"	L mm	b mm	a mm	g	
40461010	5/32	70	10.5	2	5	10
40461212	3/16	70	10.5	2	5	10
40461313	13/64	78	12.6	2	7	10
40461414	7/32	78	12.6	2	6	10
40461515	15/64	78	12.6	2	6	10
40461616	1/4	91	14.7	2	9	10
40461818	9/32	91	14.7	2	9	10
40462020	5/16	96	16.8	3	16	10
40462222	11/32	103	18.9	3	19	10
40462424	3/8	105	21	3	22	10
40462828	7/16	116	24.2	3	28	10
40463232	1/2	131	28.3	3	37	10
40463434	9/16	131	28.3	3	36	10

12, 12a Sets small double open ended spanners ELECTRIC

- roll-up wallet made of extremely tough textile with Velcro fastener



Code	No	Content mm/"	g
96400653	12/10	4; 4.5; 5; 5.5; 6; 7; 8; 9; 10; 11	161
96400651	12/15	3.2; 3.5; 4; 4.5; 5; 5.5; 6; 7; 8; 9; 10; 11; 12; 13; 14	296
96404654	12a/13	5/32; 3/16; 13/64; 7/32; 15/64; 1/4; 9/32; 5/16; 11/32; 3/8; 7/16; 1/2; 9/16	320


STAHLWILLE roll-up wallets. Robust and resilient.



The spanners are supplied in convenient roll-up wallets and this ensures the tools are well protected but only take up the minimum possible space.

13 Combination spanners OPEN-BOX

- AS
- DIN 3113 Form A/ISO 7738 Form A
- Chrome Alloy Steel, chrome plated



Code	mm	L mm	b mm	d mm	a ₁ mm	a ₂ mm	t mm	g	
40085500	5.5	100	14.8	9.2	3.5	5.8	13	15	10
40080606	6	105	15.5	9.9	3.6	6	15	15	10
40080707	7	110	15.5	9.9	3.9	6	20	10	10
40080808	8	115	18	12.4	4.2	7	21	21	10
40080909	9	120	21	13.4	4.5	7	10	27	10
40081010	10	125	23	14.8	4.8	7	10	35	10
40081111	11	135	26	16.4	4.8	8	10	43	10
40081212	12	140	28	17.8	5.3	8.5	10	46	10
40081313	13	160	30	19.1	5.3	8.5	10	57	10
40081414	14	165	32	20.6	5.3	8.5	10	68	10
40081515	15	170	35	21.9	5.3	8.5	10	80	10
40081616	16	180	37	23.2	5.8	10	10	89	10
40081717	17	190	38	24.6	5.8	10	10	100	10
40081818	18	200	40	26	6.7	11.5	10	126	10
40081919	19	230	42	27.5	6.7	11.5	10	140	10
40082020	20	230	45	29	7	13	10	176	10
40082121	21	260	47	30.3	7.3	13	10	216	10
40082222	22	260	49	31.8	7.3	13	10	220	10
40082323	23	280	53	33.5	7.8	14	5	251	5
40082424	24	280	53	34.9	7.8	14	5	254	5
40082525	25	300	55	36.3	8.4	14.5	5	281	5
40082626	26	300	57.5	37.8	8.4	14.5	5	325	5
40082727	27	300	60	39.2	8.4	14.5	5	335	5
40082828	28	320	62	40.6	8.4	14.5	5	368	5
40082929	29	330	64	41.9	8.9	16	5	385	5
40083030	30	330	66	43.2	8.9	16	5	404	5
40083232	32	360	70	45.8	9.4	16.5	5	484	5
40083434	34	450	75	48	9.4	17	1	683	1
40083636	36	460	80	50.8	10	18	1	780	1
40083838	38	480	87	53.6	11	19	1	915	1
40084141	41	480	88	57.8	11	19	1	1020	1
40084646	46	500	94.5	65.2	13	20	1	1330	1
40085050	50	530	103	73	14	21	1	1600	1
40085555	55	560	114	81	15	22	1	2065	1
40086060	60	590	125	89.8	16	24	1	2725	1

ES 13/10, 6-15 mm



- 175 x 350 x 40 mm
- 10 pieces

Code	g
96838127	525
No	Content
13	6; 7; 8; 9; 10; 11; 12; 13; 14; 15 mm

13a Combination spanners OPEN-BOX

- AS
- Chrome Alloy Steel, chrome plated

Code	mm	L mm	b mm	d mm	a ₁ mm	a ₂ mm	t mm	g	
40481212	3/16	95	14	9.8	3	3.2	10	5	
40481313	13/64	95	14	9.8	3	3.2	10	5	
40481414	7/32	95	14	9.8	3	3.2	10	5	
40481515	15/64	95	14	9.8	3	3.2	10	5	
40481616	1/4	105	15.5	10.2	3.6	6	14	10	
40481818	9/32	110	17	11.3	3.9	6	15	10	
40482020	5/16	115	18	12.4	4.2	7	20	10	
40482222	11/32	120	21	13.4	4.5	7	26	10	
40482424	3/8	125	23	14.3	4.8	7	32	10	
40482828	7/16	135	26	16.4	4.8	8	41	10	
40483232	1/2	160	30	18.8	5.3	8.5	57	10	
40483434	9/16	165	32	20.6	5.3	8.5	70	10	
40483535	19/32	170	35	21.9	5.3	8.5	74	10	
40483636	5/8	180	37	23.2	5.8	10	88	10	
40483838	11/16	200	40	25.3	6.7	11.5	116	10	
40484040	3/4	230	42	27.5	6.7	11.5	144	10	
40484141	25/32	235	45	29	7	13	175	5	
40484242	13/16	260	47	30	7.3	13	204	5	
40484444	7/8	260	49	31.8	7.3	13	217	5	
40484646	15/16	280	53	34.9	7.8	14	255	5	
40484848	1	300	55	37.2	8.4	14.5	286	5	
40485050	1 1/16	300	60	39.2	8.4	14.5	327	5	
40485252	1 1/8	330	64	41.4	8.9	16	380	5	
40485454	1 3/16	332	66	43.2	8.9	16.5	398	1	
40485656	1 1/4	360	70	45.8	9.4	16.5	504	5	
40485858	1 5/16	450	74	47	9.6	17	617	1	
40486060	1 3/8	460	80	49.3	10	18	796	1	
40486262	1 7/16	461	80	51.4	10	18	760	1	
40486464	1 1/2	480	87	53.6	11	19	950	1	
40486666	1 5/8	480	88	58	11	19	1021	1	
40486969	1 13/16	500	94.5	65.3	13	20	1343	1	
40487070	1 7/8	530	103	68.4	14	21	1640	1	
40487272	2	530	103	74	14	21	1700	1	

ES 13/8, 16-24 mm



- 175 x 350 x 54 mm
- 8 pieces

Code	g
96838128	1440
No	Content
13	16; 17; 18; 19; 20; 21; 22; 24 mm

ES 13/5, 27-32 mm



- 530 x 350 x 30 mm
- 5 pieces

Code	g
96838104	2280
No	Content
13	27; 28; 29; 30; 32 mm

2

13, 13a Sets combination spanners OPEN-BOX

AS



Code	No	Content mm/"	ΔΔ g
96400813	13/6	7; 8; 10; 13; 17; 19	650
96400801	13/9	9; 10; 11; 12; 13; 14; 17; 19; 22	758
96400808	13/10KT 1)	8; 9; 10; 11; 12; 13; 14; 15; 17; 19	746
96400802	13/11	8; 9; 10; 11; 12; 13; 14; 15; 17; 19; 22	915
96400803	13/15	6; 7; 8; 9; 10; 11; 12; 13; 17; 19; 22; 24; 27; 30; 32	2236
96400816	13/16 2)	7; 8; 9; 10; 11; 12; 13; 14; 15; 16; 17; 18; 19; 21; 22; 24	1620
96400804	13/17	6; 7; 8; 9; 10; 11; 12; 13; 14; 15; 16; 17; 18; 19; 20; 21; 22	1480
96400805	13/26 2)	6; 7; 8; 9; 10; 11; 12; 13; 14; 15; 16; 17; 18; 19; 20; 21; 22; 23; 24; 25; 26; 27; 28; 29; 30; 32	4705
96404803	13a/8 2)	7/16; 1/2; 9/16; 5/8; 11/16; 3/4; 13/16; 7/8	900
96404812	13a/10KT 1)	1/4; 5/16; 11/32; 3/8; 7/16; 1/2; 9/16; 5/8; 11/16; 3/4	750
96404804	13a/20 2)	1/4; 9/32; 5/16; 11/32; 3/8; 7/16; 1/2; 9/16; 19/32; 5/8; 11/16; 3/4; 25/32; 13/16; 7/8; 15/16; 1; 1 1/16; 1 1/8; 1 1/4	3180

Standard packing: Roll-up wallet made of extremely tough textile with Velcro fastener.
 1) carton with clear view cover
 2) packed in carton

TCS 13/18, 6-24 mm



- 530 x 350 x 35 mm
- 18 pieces

Code	ΔΔ g
96838183	2040

No	Content
13	6; 7; 8; 9; 10; 11; 12; 13; 14; 15; 16; 17; 18; 19; 20; 21; 22; 24 mm

TCS 13/17, 6-24 mm



- 350 x 350 x 60 mm
- 17 pieces

Code	ΔΔ g
96830164	1615

No	Content
13	6; 7; 8; 9; 10; 11; 12; 13; 14; 15; 16; 17; 18; 19; 21; 22; 24 mm

TCS 13/17, 6-24 mm MF



- 350 x 350 x 60 mm
- 17 pieces

Code	ΔΔ g
96830351	1700

No	Content
13	6; 7; 8; 9; 10; 11; 12; 13; 14; 15; 16; 17; 18; 19; 21; 22; 24 mm

TCS 13/21, 6-34 mm



- 530 x 350 x 75 mm
- 21 pieces

Code	ΔΔ g
96830174	3710

No	Content
13	6; 7; 8; 9; 10; 11; 12; 13; 14; 15; 16; 17; 18; 19; 21; 22; 24; 27; 30; 32; 34 mm

TCS 13/25, 5.5-34 mm


- 530 x 350 x 80 mm
- 25 pieces

Code	Δg
	g
96832096	4500

No	Content
13	5.5; 6; 7; 8; 9; 10; 11; 12; 13; 14; 15; 16; 17; 18; 19; 20; 21; 22; 23; 24; 27; 29; 30; 32; 34 mm

TCS 12+13+14/29


- 530 x 350 x 80 mm
- 29 pieces

Code	Δg
	g
96830193	3752

No	Content
12	5.5; 12; 14 mm (2x)
13	7; 11 mm (2x); 6; 8; 9; 10; 12; 13; 14; 15; 16; 17; 18; 19; 20; 22; 24; 30; 32; 36 mm (1x)
14	17 mm

TCS 13a/19


- 350 x 350 x 55 mm
- 19 pieces

Code	Δg
	g
96838778	2000

No	Content
13a	3/16; 7/32; 1/4; 9/32; 5/16; 11/32; 3/8; 7/16; 1/2; 9/16; 19/32; 5/8; 11/16; 3/4; 25/32; 13/16; 7/8; 15/16; 1"

TCS 13a/23



- 530 x 350 x 35 mm
- 23 pieces

Code	Δg
	g
96830885	2800

No	Content
13a	3/16; 13/64; 7/32; 15/64; 1/4; 9/32; 5/16; 11/32; 3/8; 7/16; 1/2; 9/16; 19/32; 5/8; 11/16; 3/4; 25/32; 13/16; 7/8; 15/16; 1; 1 1/16; 1 1/8"

2
130a Combination spanners


- AS HPQ
- Fed. Spec. GGG-W-636 E
- HPQ* high performance steel, chrome plated



Code	"	L mm	b mm	d mm	a ₁ mm	a ₂ mm	Δg g	g
40571616	1/4	105	14.2	9.8	3.6	6	15	10
40571818	9/32	110	15.5	10.9	4.1	6	16	10
40572020	5/16	115	17	12	4.5	7	20	10
40572222	11/32	120	19	13.1	4.9	7	25	10
40572424	3/8	125	20.5	14.1	5.2	7	32	10
40572828	7/16	135	23	16.2	6	8	42	10
40573232	1/2	150	27	18.2	6.5	8.5	61	10
40573434	9/16	165	30.5	20.6	7	8.5	78	10

130aSP Combination spanners

- HPQ
- with spline-drive profile
- MS-33787, MIL-W-8982
- HPQ* high performance steel, chrome plated

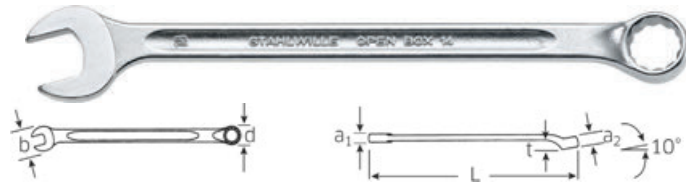


Code	Spline size	"	L mm	b mm	d mm	a ₁ mm	a ₂ mm	Δg g	g
40581616	8	1/4	105	14.2	10	3.6	5.6	13	5
40582020	10	5/16	115	17	12.2	4.5	6.4	21	5
40582424	12	3/8	125	20.5	14.8	5.2	7	31	5
40582828	14	7/16	135	23	16.5	6	8	43	5
40583232	16	1/2	150	27	18.7	6.5	8.5	59	5
40583434	18	9/16	165	30.5	20.8	7	8.5	84	5

14 Combination spanners OPEN-BOX, long



- DIN 3113 Form B/ ISO 7738 Form B
- Chrome Alloy Steel, chrome plated



Code	mm	L mm	b mm	d mm	a ₁ mm	a ₂ mm	t mm	g mm	g
40100606	6	125	14	9.5	4.5	6	7	18	10
40100707	7	135	16	10.8	5	7	8	25	10
40100808	8	145	17.5	12.1	5	7	8	28	10
40100909	9	155	19	13.3	5.5	8	9	34	10
40101010	10	165	21	14.6	5.5	8	9	43	10
40101111	11	180	23.5	15.9	6	9	10	55	10
40101212	12	180	25.5	17.3	6	9	10	61	10
40101313	13	195	27.5	18.6	6.5	10	11	85	10
40101414	14	210	29.5	20.1	6.5	10	11	88	10
40101515	15	215	31	21.4	7	11	13	109	10
40101616	16	230	33	22.7	7	11	14	108	10
40101717	17	240	35	24.1	7.5	12	15	155	10
40101818	18	255	37	25.5	7.5	12	16	151	10
40101919	19	265	39.5	27	8	13	18	190	10
40102020	20	280	41.5	28.5	8	13	19	219	10
40102121	21	280	43	29.8	8.5	13	19	244	10
40102222	22	300	45	31.3	8.5	14	20	268	10
40102424	24	330	50	34.3	9.5	14	22	363	5
40102727	27	385	56	38.6	10.5	16	24	502	5
40103030	30	415	63	42.6	12	18	26	645	5
40103232	32	430	67	45.2	12	18	27	666	5
40103434	34	460	72	48	13	18	27	900	1
40103636	36	480	74	50.8	13	19	28	951	1
40104141	41	560	84	57.8	14	20	32	1322	1

ES 14/10, 6-15 mm



- 175 x 350 x 39 mm
- 10 pieces

Code	g
96838105	700

No	Content
14	6; 7; 8; 9; 10; 11; 12; 13; 14; 15 mm

ES 14/8, 16-24 mm



- 175 x 350 x 51 mm
- 8 pieces

Code	g
96838106	1820

No	Content
14	16; 17; 18; 19; 20; 21; 22; 24 mm

TCS 14/5, 17-21 mm



- 175 x 350 x 30 mm
- 5 pieces

Code	g
96838188	1065

No	Content
14	17; 18; 19; 20; 21 mm

TCS 14/8, 8-16 mm



- 175 x 350 x 30 mm
- 8 pieces

Code	g
96838189	660

No	Content
14	8; 10; 11; 12; 13; 14; 15; 16 mm

14 Sets combination spanners OPEN-BOX, long




Code	No	Content mm	g
96401008	14/6 ²⁾	10; 13; 17; 19; 22; 24	1175
96401009	14/9 ²⁾	10; 11; 13; 17; 19; 22; 24; 27; 30	2395
96401007	14/10 KT ¹⁾	8; 10; 11; 12; 13; 14; 16; 17; 18; 19	1235
96401006	14/11	8; 9; 10; 11; 12; 13; 14; 15; 17; 19; 22	1137
96401004	14/15	6; 7; 8; 9; 10; 11; 12; 13; 17; 19; 22; 24; 27; 30; 32	3370
96401010	14/15N ²⁾	10; 11; 12; 13; 14; 15; 16; 17; 18; 19; 21; 22; 24; 27; 30	3135
96401005	14/17	6; 7; 8; 9; 10; 11; 12; 13; 14; 15; 16; 17; 18; 19; 20; 21; 22	1874

Standard packing: Roll-up wallet made of extremely tough textile with Velcro fastener.

¹⁾ packed in plastic with transparent cover

²⁾ packed in carton

TCS 14/18, 6-24 mm


- 350 x 350 x 60 mm
- 18 pieces

Code	g
96838750	2348

No	Content
14	6; 7; 8; 9; 10; 11; 12; 13; 14; 15; 16; 17; 18; 19; 20; 21; 22; 24 mm

TCS 14/21, 6-36 mm


- 530 x 350 x 75 mm
- 21 pieces

Code	g
96838771	4988

No	Content
14	6; 7; 8; 9; 10; 11; 12; 13; 14; 15; 16; 17; 18; 19; 21; 22; 24; 27; 30; 32; 36 mm

Tool Control System.
 Safety-conscious inlays.


Designed to fit our Tool Trolleys and Tool Boxes.
 With yellow signal cut-outs to show whether all the tools are in their places.

4014 Combination spanners

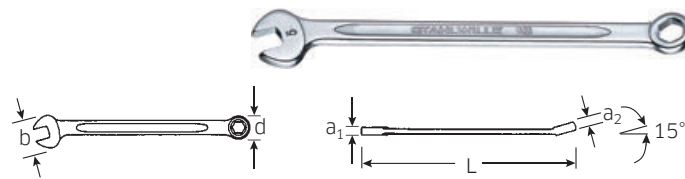
- Chrome-Vanadium, chrome plated



Code	mm	L mm	b mm	d mm	a ₁ mm	a ₂ mm	t mm	g	
40146565	65	710	133	98	22	33	49.5	4500	1
40147070	70	760	143	105	24	35	53.5	5500	1
40147575	75	810	153	110	26	38	57.5	6500	1
40148080	80	860	163	119	28	41	63.5	8000	1

2
16 Combination spanners OPEN-BOX

- ISO 3318
- Chrome Alloy Steel, chrome plated



Code	mm	L mm	b mm	d mm	a ₁ mm	a ₂ mm	g	
40093232	3.2	75	10	6.6	3	3.2	6	10
40093535	3.5	75	10	6.6	3	3.2	6	10
40094040	4	85	12.5	7.8	3	3.2	9	10
40094545	4.5	85	12.5	7.8	3	3.2	8	10
40095050	5	95	14	9.8	3	3.2	11	10

16/5 Set combination spanners OPEN-BOX; 3.2-5 mm

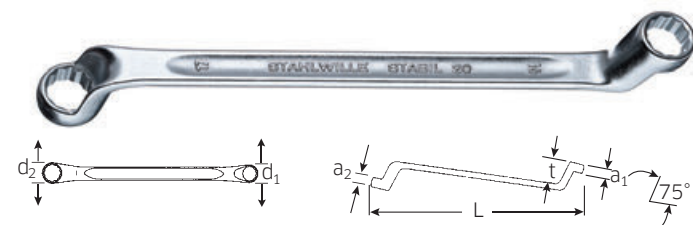
- in bag made of extremely tough textile with Velcro fastener



Code	Content mm	g
96400902	3.2; 3.5; 4; 4.5; 5	46

20 Double ended ring spanners

- StahlwilleSTABIL®**
- offset
 - DIN 838/ISO 10104
 - Chrome Alloy Steel, chrome plated



Code	Size mm	L mm	d ₁ mm	d ₂ mm	a ₁ mm	a ₂ mm	t mm	Weight g	Box
41040607	6 x 7	165	10.5	11.8	6	7	18	46	10
41040809	8 x 9	180	13.1	14.5	7	8	20	62	10
41040810	8 x 10	180	13.1	15.8	7	9	21	61	10
41041011	10 x 11	200	15.8	17.2	9	9	23	93	10
41041013	10 x 13	220	15.8	20	9	10	25	122	10
41041213	12 x 13	220	18.6	20	9	10	25	126	10
41041317	13 x 17	245	20	25.3	10	12	27	169	10
41041415	14 x 15	245	21.3	22.6	10	12	27	163	10
41041617	16 x 17	255	23.9	25.3	11	12	27	181	10
41041719	17 x 19	270	25.3	28	12	13	29	220	10
41041819	18 x 19	275	26.6	28	12	13	29	220	10
41041821	18 x 21	300	26.6	30.7	12	13	31	279	10
41041922	19 x 22	300	28	32.1	13	14	31	315	10
41042022	20 x 22	300	29.4	32.1	13	14	31	317	5
41042123	21 x 23	315	30.7	33.4	13	14	31	312	5
41042124	21 x 24	330	30.7	34.7	13	14	34	384	5
41042224	22 x 24	330	32.1	34.7	14	14	34	368	5
41042426	24 x 26	330	34.7	37.3	14	15	34	427	5
41042427	24 x 27	330	34.7	38.6	14	15	34	447	5
41042528	25 x 28	350	36	40	14	15	34	414	5
41042730	27 x 30	360	38.3	42.6	15	15	37	595	5
41042732	27 x 32	360	39.3	47.2	15	16	37	596	5
41043032	30 x 32	365	42.6	45.4	15	16	37	640	5
41043034	30 x 34	365	42.6	48	15	16	37	660	1
41043641	36 x 41	440	53	60	17	18	40	1015	1
41044650	46 x 50	535	65.2	73	19	20	45	1709	1

20a Double ended ring spanners

- StahlwilleSTABIL®**
- offset
 - Chrome Alloy Steel, chrome plated

Code	Size"	L mm	d ₁ mm	d ₂ mm	a ₁ mm	a ₂ mm	t mm	Weight g	Box
41441620	1/4 x 5/16	180	11.8	13.1	7	7	20	55	10
41442428	3/8 x 7/16	200	15.8	17.2	9	9	23	88	10
41443234	1/2 x 9/16	220	20	21.3	9	10	25	120	10
41443436	9/16 x 5/8	245	21.3	25.3	10	12	27	168	10
41443538	19/32 x 11/16	255	23.9	25.3	11	12	27	175	10
41443640	5/8 x 3/4	270	23.9	28	12	13	29	235	10
41443842	11/16 x 13/16	300	25.3	30.7	12	13	31	280	5
41444044	3/4 x 7/8	300	28	32.1	13	14	31	299	5
41444142	25/32 x 13/16	300	29.4	32.1	13	14	31	333	5
41444446	7/8 x 15/16	330	32.1	34.7	14	14	34	363	5
41444648	15/16 x 1	330	34.7	37.3	14	15	34	419	5
41445258	1 1/8 x 1 5/16	365	42.6	45.4	15	16	37	581	1

20, 20a Sets double ended ring spanners

- StahlwilleSTABIL®**
- offset
 - packed in carton



Code	No	Content mm/"	Weight g
96410408	20/7N	6 x 7; 8 x 9; 10 x 11; 12 x 13; 14 x 15; 16 x 17; 18 x 19	930
96410405	20/8	6 x 7; 8 x 9; 10 x 11; 12 x 13; 14 x 15; 16 x 17; 18 x 19; 20 x 22	1220
96410409	20/9	6 x 7; 8 x 9; 10 x 11; 12 x 13; 14 x 15; 16 x 17; 18 x 19; 20 x 22; 21 x 24	1615
96410407	20/10	6 x 7; 8 x 9; 10 x 11; 12 x 13; 14 x 15; 16 x 17; 18 x 19; 20 x 22; 24 x 27; 30 x 32	2331
96410406	20/12	6 x 7; 8 x 9; 10 x 11; 12 x 13; 14 x 15; 16 x 17; 18 x 19; 20 x 22; 21 x 23; 24 x 27; 25 x 28; 30 x 32	3137
96414402	20a/6	1/4 x 5/16; 3/8 x 7/16; 1/2 x 9/16; 5/8 x 3/4; 11/16 x 13/16; 7/8 x 15/16	1200
96414405	20a/10	1/4 x 5/16; 3/8 x 7/16; 1/2 x 9/16; 9/16 x 5/8; 19/32 x 11/16; 5/8 x 3/4; 11/16 x 13/16; 3/4 x 7/8; 25/32 x 13/16; 7/8 x 15/16	2200

ES 20/8, 6x7-19x22 mm



- 175 x 350 x 30 mm
- 8 pieces

Code	Weight g
96838167	1266

No	Content
20	6 x 7; 8 x 9; 10 x 11; 12 x 13; 14 x 15; 16 x 17; 18 x 21; 19 x 22 mm

ES 20/10, 6x7-30x32 mm


- 530 x 350 x 44 mm
- 10 pieces

Code	Δ	g
96838107		2620

No	Content
20	6 x 7; 8 x 9; 10 x 11; 12 x 13; 14 x 15; 16 x 17; 18 x 19; 20 x 22; 24 x 27; 30 x 32 mm

TCS 20/8, 6x7-19x22 mm


- 175 x 350 x 45 mm
- 8 pieces

Code	Δ	g
96838192		1338


No	Content
20	6 x 7; 8 x 9; 10 x 11; 12 x 13; 14 x 15; 16 x 17; 18 x 21; 19 x 22 mm

TCS 20/8, 6x7-19x22 mm MF


- 175 x 350 x 45 mm
- 8 pieces

Code	Δ	g
96830356		1323

No	Content
20	6 x 7; 8 x 9; 10 x 11; 12 x 13; 14 x 15; 16 x 17; 18 x 21; 19 x 22 mm

TCS 20/10, 6x7-30x32 mm


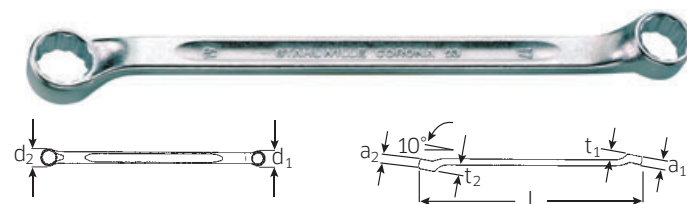
- 350 x 350 x 45 mm
- 10 pieces

Code	Δ	g
96830166		2500

No	Content
20	6 x 7; 8 x 9; 10 x 11; 12 x 13; 14 x 15; 16 x 17; 18 x 21; 19 x 22; 24 x 27; 30 x 32 mm

23 Double ended ring spanners CORONA

- AS short
- shallow offset
- DIN 897/ISO 10104
- Chrome Alloy Steel, chrome plated



Code	Size	L mm	d ₁ mm	d ₂ mm	a ₁ mm	a ₂ mm	t ₁ mm	t ₂ mm	Δ g	Box
41070607	6 x 7	170	9.5	10.8	6	7	7	8	41	10
41070809	8 x 9	179	12.1	13.3	7	8	8	9	49	10
41071011	10 x 11	188	14.6	15.9	8.5	9.5	9	10	66	10
41071213	12 x 13	203	17.3	18.6	9.5	10.5	10	11	78	10
41071415	14 x 15	219	20.1	21.4	10.5	11.5	11	13	109	10
41071617	16 x 17	248	22.7	24.1	11.5	12.5	14	15	144	10
41071719	17 x 19	250	24.1	27	12.5	13.5	15	18	162	10
41071819	18 x 19	251	25.5	27	12.5	13.5	16	18	157	10
41072022	20 x 22	280	28.5	31.3	13.5	14.5	19	20	223	5
41072123	21 x 23	328	29.8	32.9	13.5	14.5	19	22	281	5
41072427	24 x 27	376	34.3	38.6	14.5	16	22	24	426	5
41073032	30 x 32	429	42.6	45.2	18	18	26	27	608	5

23/8 Set double ended ring spanners CORONA; 6x7-20x22 mm

- AS short
- shallow offset
- packed in carton



Code	Content mm	Δ g
96410704	6 x 7; 8 x 9; 10 x 11; 12 x 13; 14 x 15; 16 x 17; 18 x 19; 20 x 22	870

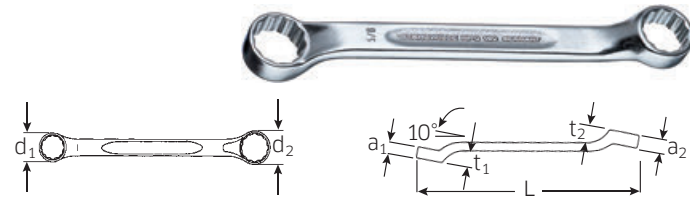
2

Spanners

180a Double ended ring spanners

AS HPQ

- short
- shallow offset
- Fed. Spec. GGG-W-636 E
- S.B.A.C. Techn. Spec. T.S. 48 up to 1/2"
- HPQ® high performance steel, chrome plated

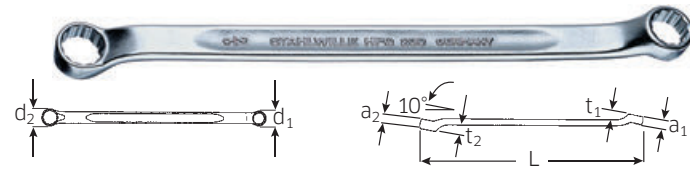


Code	"	L mm	d1 mm	d2 mm	a1 mm	a2 mm	t1 mm	t2 mm	ΔΔ g	
41601620	1/4 x 5/16	107	10.2	11.8	7	8	7.2	7.4	26	10
41602428	3/8 x 7/16	122	14.6	16.7	6.7	7.8	9	10	42	10
41603234	1/2 x 9/16	141	18.5	20.7	8.7	9.5	11	12	62	10
41603436	9/16 x 5/8	148	20.7	22.6	9.5	10.5	11.5	12.5	90	10

230a Double ended ring spanners

AS HPQ

- shallow offset
- SAE AS 954 (dimensions and test loads)
- Fed. Spec. GGG-W-636E
- S.B.A.C. Techn. Spec. T.S. 48 up to 1/2"
- HPQ® high performance steel, chrome plated

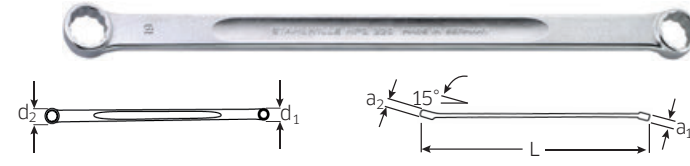


Code	"	L mm	d1 mm	d2 mm	a1 mm	a2 mm	t1 mm	t2 mm	ΔΔ g	
41611620	1/4 x 5/16	180	10.2	11.9	5.2	6	7.9	8.8	45	10
41612022	5/16 x 11/32	195	11.9	13.5	7	8	8	9	45	10
41612024	5/16 x 3/8	195	11.9	14.6	6	7.9	10.8	12.4	54	10
41612428	3/8 x 7/16	215	14.6	16.7	7.9	8.7	11.4	11.7	74	10
41612832	7/16 x 1/2	225	16.7	19.5	8.7	9.1	11.9	12.6	105	10
41613234	1/2 x 9/16	235	19.5	20.7	9.1	9.5	12.2	12.9	110	10
41613436	9/16 x 5/8	245	20.7	22.6	9.5	11.5	13.8	13.9	122	10
41613640	5/8 x 3/4	274	22.6	27.5	11.1	12	14.8	15.8	160	10
41613840	11/16 x 3/4	275	25.4	27.5	11.1	12	15.2	15.8	190	10
41614244	13/16 x 7/8	301	29.5	31.7	13.5	14.5	19	20	260	5
41614648	15/16 x 1	340	34.1	36.5	14.5	15	22	23	375	5
41614850	1 x 1 1/16	368	36.5	38.6	15	16	23	24	460	5
41615256	1 1/8 x 1 1/4	403	40.8	45	16	18	25	27	620	5

220 Double ended ring spanners

AS HPQ

- extra long
- 15° angled
- HPQ® high performance steel, chrome plated



Code	"	L mm	d1 mm	d2 mm	a1 mm	a2 mm	ΔΔ g	
41035507	5.5 x 7	185	8.8	11	5.3	5.8	28	5
41030608	6 x 8	205	9.8	12.1	5.6	6	34	5
41030911	9 x 11	250	14.2	16.7	8	8.7	80	5
41031011	10 x 11	250	15.5	16.7	8	8.7	80	5
41031214	12 x 14	290	18.3	20.7	9.5	9.5	162	5
41031314	13 x 14	290	18.7	20.7	9.5	9.5	160	5
41031719	17 x 19	365	25	27.5	11	12	296	5
41031819	18 x 19	365	25.5	27.5	11	12	295	5
41031922	19 x 22	408	27.5	31.5	13	14.3	520	5
41032022	20 x 22	409	28.5	31.5	13	14.3	515	5

220a Double ended ring spanners

AS HPQ

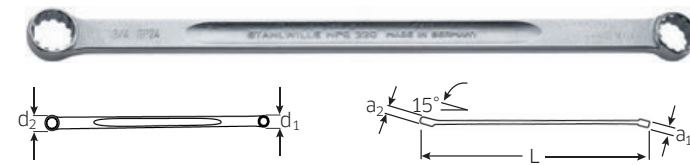
- extra long
- 15° angled
- SAE AS 954-E (test loads)
- HPQ® high performance steel, chrome plated

Code	"	L mm	d1 mm	d2 mm	a1 mm	a2 mm	ΔΔ g	
41431416	7/32 x 1/4	184	9	9.9	5.3	5.8	29	5
41431620	1/4 x 5/16	205	9.9	12.2	5.6	6	33	5
41432428	3/8 x 7/16	250	14	16	8	8.7	79	5
41433234	1/2 x 9/16	290	18.5	21	9.5	9.5	160	5
41433640	5/8 x 3/4	363	22.6	27	11	12	298	5
41433840	11/16 x 3/4	365	25	27	11	12	291	5

220aSP Double ended ring spanners

HPQ

- extra long
- with spline-drive profile
- 15° angled
- MS-33787, MIL-W-8982
- HPQ® high performance steel, chrome plated

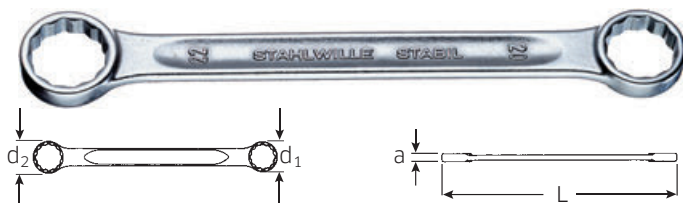


Code	Spline size	"	L mm	d1 mm	d2 mm	a1 mm	a2 mm	ΔΔ g	
41160709	7 x 9	7/32 x 9/32	185	9.4	11.5	5.3	5.8	28	5
41160810	8 x 10	1/4 x 5/16	205	10.4	12.4	5.6	6	33	5
41161214	12 x 14	3/8 x 7/16	250	14.9	17	8	8.7	79	5
41161618	16 x 18	1/2 x 9/16	290	19	21	9.5	9.5	161	5
41161820	18 x 20	9/16 x 5/8	315	21	23	10	11	205	5
41162224	22 x 24	11/16 x 3/4	365	25	27.5	11	12	310	5
41162630	26 x 30	13/16 x 15/16	410	29.5	34	13	14.3	496	5
41162832	28 x 32	7/8 x 1	430	32	36.5	13.5	15	582	5

21 Double ended ring spanners

AS
StahlwilleSTABIL®

- straight
- DIN 837/ISO 10103
- Chrome Alloy Steel, chrome plated



Code	size mm	L mm	d ₁ mm	d ₂ mm	a mm	ΔΔ g	
41050607	6 x 7	100	9.6	11	4.5	14	10
41050809	8 x 9	115	12.5	14	5.5	19	10
41050810	8 x 10	115	12.5	15.4	6	18	10
41051011	10 x 11	150	15.4	16.6	6	30	10
41051213	12 x 13	170	18.2	19.5	6.5	42	10
41051317	13 x 17	165	19.5	25	8	57	10
41051415	14 x 15	170	21	22.5	7.5	55	10
41051617	16 x 17	185	23.8	25	8	68	10
41051719	17 x 19	185	25	27.6	8	78	10
41051819	18 x 19	210	26.3	27.6	9	84	10
41051821	18 x 21	210	26.3	30.5	9	107	5
41051922	19 x 22	210	27.6	32.4	9	109	5
41052022	20 x 22	210	29	32.4	9	109	5
41052124	21 x 24	235	30.5	34.7	10	128	5
41052427	24 x 27	290	34.7	38.5	11	225	5
41052732	27 x 32	320	38.5	45.5	12	283	5
41053032	30 x 32	325	43	45.5	12	289	5
41053034	30 x 34	325	43	48.5	12	307	5

21 Sets double ended ring spanners

AS
StahlwilleSTABIL®

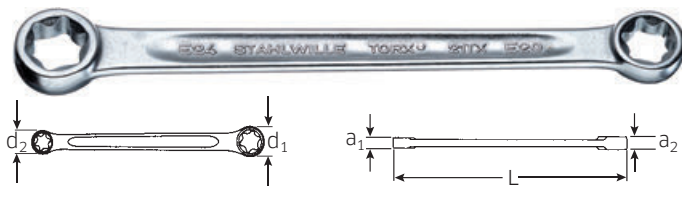
- packed in carton



Code	No	Content mm	ΔΔ g
96410503	21/7	8 x 9; 10 x 11; 12 x 13; 14 x 15; 16 x 17; 18 x 19; 20 x 22	397
96410501	21/10	6 x 7; 8 x 9; 10 x 11; 12 x 13; 14 x 15; 16 x 17; 18 x 19; 20 x 22; 24 x 27; 30 x 32	943

21TX Double ended ring spanners

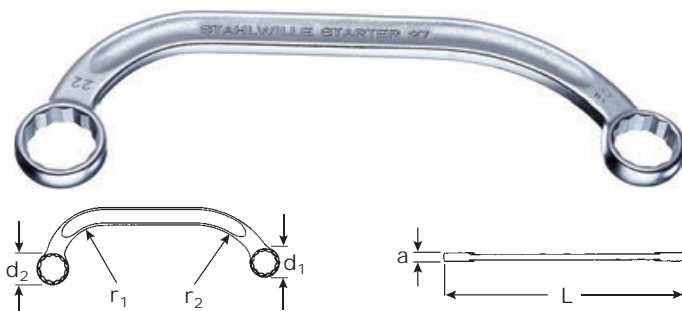
- for external TORX® screws
- straight
- Chrome Alloy Steel, chrome plated



Code	size	L mm	d ₁ mm	d ₂ mm	a ₁ mm	a ₂ mm	ΔΔ g	
41250608	E6 x E8	115.5	9.6	11.6	4.5	5.5	17	10
41251012	E10 x E12	149.5	13.7	15.7	6.5	7.5	33	10
41251418	E14 x E18	185	17.8	22.5	8	9.5	71	10
41252024	E20 x E24	227	24.7	29.2	10.5	12.5	129	10

27 Double ended ring spanners STARTER

- AS**
- ISO 3318
 - Chrome Alloy Steel, chrome plated



Code	size mm	L mm	d ₁ mm	d ₂ mm	a mm	r ₁ mm	r ₂ mm	ΔΔ g	
41091012	10 x 12	150	16.5	19.5	6.5	35	60	53	10
41091113	11 x 13	150	16.5	19.5	6.5	35	60	50	10
41091416	14 x 16	179	21	24.5	7.5	36	64	91	10
41091417	14 x 17	179	21	24.5	7.5	36	64	89	10
41091517	15 x 17	184	22.5	25	7.5	38	66	96	10
41091618	16 x 18	200	25.3	27.5	8.5	47	68	130	5
41091922	19 x 22	225	28	32	9	48	67	164	5

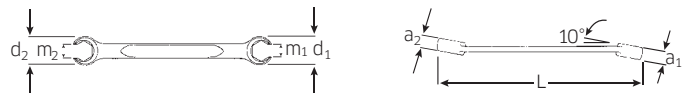
2

Spanners

24 Double ended open ring spanners, angled

AS

- hexagon
- DIN 3118/ISO 3318
- Chrome Alloy Steel, chrome plated



Code	"	L mm	d ₁ mm	d ₂ mm	a ₁ mm	a ₂ mm	m ₁ mm	m ₂ mm	g	g
41080810	8 x 10	145	17.5	19.5	7	8.5	6.3	7.1	39	10
41080911	9 x 11	155	18.5	21.5	8.5	9	6.7	8.6	54	10
41081011	10 x 11	155	19.5	21.5	8.5	9	7.1	8.6	55	10
41081012	10 x 12	160	19.5	22.5	8.5	9.5	7.1	9	59	10
41081113	11 x 13	170	21.5	24	9	10	8.6	10	80	10
41081214	12 x 14	180	24	26	9.5	10.5	9	11	89	10

24a Double ended open ring spanners, angled

AS

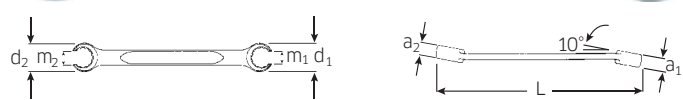
- hexagon
- Chrome Alloy Steel, chrome plated

Code	"	L mm	d ₁ mm	d ₂ mm	a ₁ mm	a ₂ mm	m ₁ mm	m ₂ mm	g	g
41481620	1/4 x 5/16	105	16.5	18	5.5	7	3.7	5	32	10
41482024	5/16 x 3/8	145	17.5	19.5	7	8.5	6.3	7.1	39	10
41482428	3/8 x 7/16	155	19.5	21.5	8.5	9	7.1	8.6	57	10
41483234	1/2 x 9/16	180	24	26	9.5	10.5	9.5	11	87	10

24 Double ended open ring spanners, angled

AS

- bi-hexagon
- DIN 3118/ISO 3318
- Chrome Alloy Steel, chrome plated



Code	"	L mm	d ₁ mm	d ₂ mm	a ₁ mm	a ₂ mm	m ₁ mm	m ₂ mm	g	g
41081417	14 x 17	200	26	30	10.5	12	11	14	115	10
41081619	16 x 19*	220	29	33	12	13	13	15.8	155	5
41081719	17 x 19	220	30	33	12	13	14	15.8	150	10
41081922	19 x 22	230	33	37	13	15	15.8	17	192	5
41082224	22 x 24	245	37	40.5	15	16	17	18	251	5
41082427	24 x 27	270	40.5	44.5	16	17.5	18	20	310	5
41082736	27 x 36	300	42	54	16	19	20	27	414	5
41083032	30 x 32	300	48.5	50.5	20	22	22	24	455	5

* to be discontinued

24a Double ended open ring spanners, angled

AS

- bi-hexagon
- Chrome Alloy Steel, chrome plated

Code	"	L mm	d ₁ mm	d ₂ mm	a ₁ mm	a ₂ mm	m ₁ mm	m ₂ mm	g	g
41483640	5/8 x 3/4	218	29	33	12	13	12.7	15.8	148	5
41484048	3/4 x 1	232	33	40.2	13	16	15.8	19	199	5

ES 24/7, 8x10-19x22 mm



- 175 x 350 x 30 mm
- 7 pieces

Code	g
96838171	860

No	Content
24	8 x 10; 10 x 11; 11 x 13; 12 x 14; 14 x 17; 17 x 19; 19 x 22 mm

TCS 24/7, 8x10-19x22 mm



- 175 x 350 x 35 mm
- 7 pieces

Code	g
96838758	780

No	Content
24	8 x 10; 10 x 11; 11 x 13; 12 x 14; 14 x 17; 17 x 19; 19 x 22 mm

STAHLWILLE
»AS-Drive«

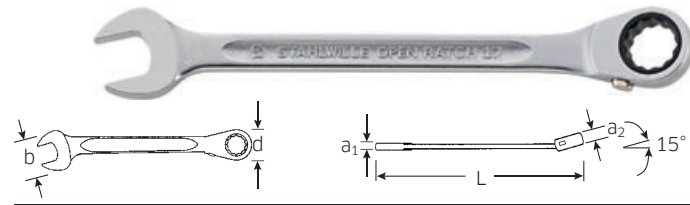
AS DRIVE

STAHLWILLE combination spanners and double-ended ring spanners are made with the AS Drive*, which permits high transmission of forces to the flats of nuts and bolts without damaging them.

* Anti-Slip drive

17 Combination ratcheting spanners OPEN-RATCH

- reversible
- bi-hexagon
- 72 teeth
- for work in confined spaces, tight ratchet angle of only 5°
- ring end offset by 15°
- Chrome Alloy Steel, chrome plated



Code	mm	L mm	b mm	d mm	a ₁ mm	a ₂ mm	g	
41170808	8	144	17.0	18.0	4.7	7.4	38	5
41170909	9	150	18.8	19.5	5.3	7.4	49	5
41171010	10	158	21.7	21.0	5.7	8.4	60	5
41171111	11	165	23.0	22.0	6.1	8.4	68	5
41171212	12	173	25.2	23.5	6.4	8.4	84	5
41171313	13	182	26.5	25.0	6.6	8.4	89	5
41171414	14	190	29.5	26.5	7.3	8.4	110	5
41171515	15	202	31.3	28.0	7.5	8.4	128	5
41171616	16	215	33.4	29.0	7.7	10.0	153	5
41171717	17	229	36.3	30.5	7.9	10.0	195	5
41171818	18	240	38.0	32.0	8.4	11.5	198	5
41171919	19	252	39.0	34.0	8.7	11.5	224	5

from 01.04.2020 also available in 21, 22 and 24 mm

17 Sets combination ratcheting spanners OPEN-RATCH

- roll-up wallet made of extremely tough textile with Velcro fastener



Code	No	Content mm	g
96411705	17/5	8; 10; 13; 17; 19	732
96411712	17/12	8; 9; 10; 11; 12; 13; 14; 15; 16; 17; 18; 19	1745

TCS 17/12




- 175 x 350 x 45 mm
- 12 pieces

Code	g
96830649	1460

No	Content
17	8; 9; 10; 11; 12; 13; 14; 15; 16; 17; 18; 19 mm

240 Ratchet wrenches FastRatch

- patent
- especially suitable for union nuts
- using a single wrench, it is possible to tighten/loosen both metric and imperial nuts and bolts
- made of hardened and tempered stainless steel



Code	mm/"	L mm	b mm	a mm	g	
41100808	8 5/16	121.4	16	4	60	1
41101010	10 3/8	133.3	20	4	70	1
41101111	11 7/16	140.4	23	5	103	1
41101212	12 15/32	146.3	25	5	100	1
41101313	13 1/2	168.4	26.8	6	154	1
41101414	14 9/16	174.6	29.6	6	180	1
41101616	16 5/8	191.3	32.8	7	270	1
41101717	17 21/32	201.7	34.3	7	292	1
41101818	18 11/16	212.8	36.2	7	310	1
41101919	19 3/4	238.5	38.5	7	367	1


240 Sets ratchet wrenches FastRatch

- roll-up wallet made of extremely tough textile with Velcro fastener



Code	No	Content mm	g
96411003	240/4	8; 10; 11; 14	510
96411005	240/5	10; 11; 14; 17; 19	1122
96411006	240/6	8; 10; 13; 14; 17; 19	1230

TCS 240/6



- 175 x 350 x 35 mm
- 6 pieces

Code	g
96838774	1163

No	Content
240	10; 11; 13; 14; 17; 19 mm

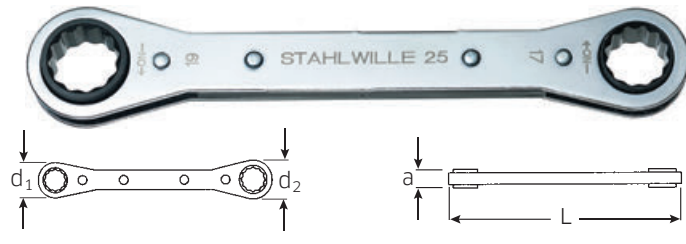
2

Spanners

25 Ratchet ring spanners

AS

- with bi-hexagon
- straight
- 22 teeth
- chrome plated

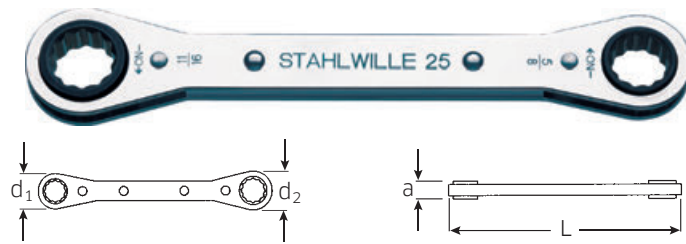


Code	mm	L mm	d ₁ mm	d ₂ mm	a mm	g	
41130708	7 x 8	109	15	17	9	55	1
41130910	9 x 10	139	20	23	9	80	1
41131011	10 x 11	170	26	30	12	144	1
41131213	12 x 13	170	26	30	12	135	1
41131415	14 x 15	170	26	30	12	126	1
41131618	16 x 18	205	33	36	12	196	1
41131719	17 x 19	205	33	36	12	188	1

25aN Ratchet ring spanners

AS

- as No 25, but made of solid steel
- Fed. Spec. GGG-W-001405



Code	"	L mm	d ₁ mm	d ₂ mm	a mm	g	
41561620	1/4 x 5/16	109	15	17	9	60	1
41562022	5/16 x 11/32	109	15	17	9	60	1
41562428	3/8 x 7/16	139	20	23	9	90	1
41563234	1/2 x 9/16	174	26	30	12	160	1
41563638	5/8 x 11/16	205	33	36	12	257	1
41564044	3/4 x 7/8	235	36	40	13	296	1
41564246	13/16 x 15/16	235	36	40	12	281	1

25, 25a Sets ratchet ring spanners

AS

- roll-up wallet made of extremely tough textile with Velcro fastener



Code	No	Content mm/"	g
96411302	25/4	9 x 10; 12 x 13; 14 x 15; 17 x 19	556
96411301	25/7	7 x 8; 9 x 10; 10 x 11; 12 x 13; 14 x 15; 16 x 18; 17 x 19	1150
96415602	25a/4N	3/8 x 7/16; 1/2 x 9/16; 5/8 x 11/16; 3/4 x 7/8	1000
96415601	25a/7N	1/4 x 5/16; 5/16 x 11/32; 3/8 x 7/16; 1/2 x 9/16; 5/8 x 11/16; 3/4 x 7/8; 13/16 x 15/16	1271

ES 25/7, 7x8-17x19 mm



- 175 x 350 x 30 mm
- 7 pieces



Code	g
96838108	1020

No	Content
25	7 x 8; 9 x 10; 10 x 11; 12 x 13; 14 x 15; 16 x 18; 17 x 19 mm

TCS 25/7



- 175 x 350 x 30 mm
- 7 pieces




Code	g
96838751	1015

No	Content
25	7 x 8; 9 x 10; 10 x 11; 12 x 13; 14 x 15; 16 x 18; 17 x 19 mm

25aSP Ratchet ring spanners

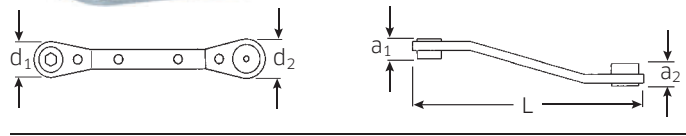
- straight
- with spline-drive profile
- 22 teeth
- chrome plated



Code	Spline size	"	L mm	d ₁ mm	d ₂ mm	a mm	△ g	
41570810	8 x 10	1/4 x 5/16	109	15	17	9	59	1
41571214	12 x 14	3/8 x 7/16	139	20	23	9	84	1
41571618	16 x 18	1/2 x 9/16	174	26	30	12	153	1
41572022	20 x 22	5/8 x 11/16	205	33	36	12	250	1
41572428	24 x 28	3/4 x 7/8	235	36	40	13	279	1

25B Ratcheting bit holder


- reversible
- for hexagon bits
- magnetic location
- reversible heads angled
- chrome plated



Code	"	L mm	d ₁ mm	d ₂ mm	a ₁ mm	a ₂ mm	△ g	
41541620	1/4 x 5/16	138	20	23	15	17	105	1

26a Ratchet ring spanners

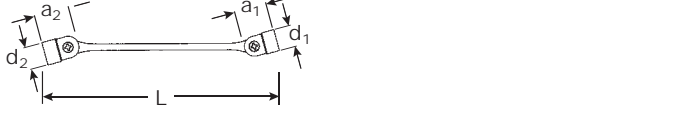
- reversible
- with bi-hexagon
- angled
- 22 teeth
- chrome plated



Code	"	L mm	d ₁ mm	d ₂ mm	a mm	△ g	
41551620	1/4 x 5/16	109	15	17	9	55	1
41552428	3/8 x 7/16	139	20	23	9	80	1
41553234	1/2 x 9/16	170	26	30	12	140	1

29 Double ended flexi-joint spanner FLEXI

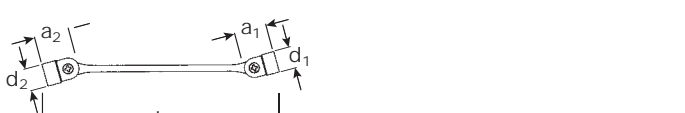
- hexagon
- Chrome Alloy Steel, chrome plated



Code	"	L mm	d ₁ mm	d ₂ mm	a ₁ mm	a ₂ mm	△ g	
43010607	6 x 7	180	9.5	11	23	23	51	10

29 Double ended flexi-joint spanners FLEXI

- bi-hexagon
- Chrome Alloy Steel, chrome plated



Code	"	L mm	d ₁ mm	d ₂ mm	a ₁ mm	a ₂ mm	△ g	
43010809	8 x 9	201	26	27.5	11.9	13.4	81	10
43011011	10 x 11	202	30.5	32	14.7	15.9	102	10
43011013	10 x 13	230.5	30	33.5	14.7	18.4	137	10
43011213	12 x 13	228	33	33.5	17.2	18.4	153	10
43011415	14 x 15	227	35	37	19.7	20.9	197	10
43011617	16 x 17	247	38.5	39	22.2	23.7	234	10
43011618	16 x 18	249	38.5	40	22.2	24.7	267	5
43011719	17 x 19	250	39	41	23.7	26.3	277	5
43011819	18 x 19	246.5	40	41	24.7	26.3	294	5
43012022	20 x 22	287.5	45.5	48	27.3	29.8	430	5
43012123	21 x 23	286.5	46.5	50	28.6	31.1	447	5
43012427	24 x 27	349.5	50.5	60.5	32.4	36.1	716	5

29a Double ended flexi-joint spanners FLEXI

- bi-hexagon
- Chrome Alloy Steel, chrome plated

Code	"	L mm	d ₁ mm	d ₂ mm	a ₁ mm	a ₂ mm	△ g	
43412428	3/8 x 7/16	202	14	16	30.5	32	98	5
43413234	1/2 x 9/16	227	18.1	20	35	37	195	5
43413638	5/8 x 11/16	249.5	22.1	24	39	40	269	5

2

29/7 Set double ended flexi-joint spanners FLEXI; 8x9-20x22 mm

- AS
- packed in carton



Code	Content mm	g
96430101	8 x 9; 10 x 11; 12 x 13; 14 x 15; 16 x 17; 18 x 19; 20 x 22	1503

ES 29/6, 8x9-18x19 mm



- 175 x 350 x 30 mm
- 6 pieces

Code	g
96838109	1185

No	Content
29	8 x 9; 10 x 11; 12 x 13; 14 x 15; 16 x 17; 18 x 19 mm

TCS 29/6, 8x9-18x19 mm



- 175 x 350 x 35 mm
- 6 pieces

Code	g
96838764	1079

No	Content
29	8 x 9; 10 x 11; 12 x 13; 14 x 15; 16 x 17; 18 x 19 mm

TCS 29/7, 8x9-20x22 mm



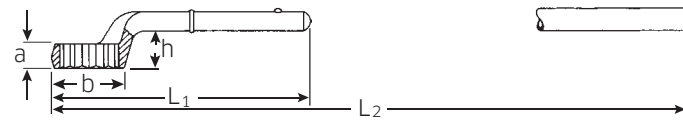
- 175 x 350 x 40 mm
- 7 pieces

Code	g
96830195	1520

No	Content
29	8 x 9; 10 x 11; 12 x 13; 14 x 15; 16 x 17; 18 x 19; 20 x 22 mm

5 Heavy-duty ring spanners

- without tubular handle
- Chrome Alloy Steel, chrome plated



Code	mm	L ₁ mm	L ₂ mm	b mm	a mm	h mm	handle	g	
42020024	24	180	555	38	17	29.5	5 1/2 - 1	381	1
42020027	27	190	560	41	17	31.5	1	421	1
42020030	30	200	565	47	18	33.5	1	525	1
42020032	32	235	730	49	18	34	2	712	1
42020036	36	245	735	54	20	35.5	2	816	1
42020038	38	250	740	56	21	37.5	2	810	1
42020041	41	265	750	62	22	39.5	2	910	1
42020042	42	265	750	62	22	39.5	2	919	1
42020046	46	280	910	69	23	40	3	1192	1
42020050	50	290	920	76	25.5	42.5	3	1426	1
42020055	55	300	925	81	28	45.5	3	1505	1
42020060	60	345	1050	90	30.5	49	4	2260	1
42020065	65	355	1060	98	33	53	4	2495	1
42020070	70	365	1065	105	35.5	55	4	2700	1
42020075	75	375	1070	110	38	57.6	4	2905	1
42020080	80	385	1075	125	40.5	59	4	3745	1
42020085	85	385	1075	125	40.5	59	4	3648	1
42020090	90	410	1100	140	45	63	4	5238	1
42020095	95	410	1100	140	45	63	4	4630	1
42020100	100	412	1100	143	45	63	4	4895	1

No 5a available on request
L₂ = length with handle No 5 1/2

5 1/2 Tubular handles

- for heavy-duty ring spanners No 5




Code	size	L mm	d mm	mm	"	g	
48030001	1	460	19	24-30	1-1 3/16	605	1
48030002	2	610	22	32-42	1 1/4-1 11/16	1562	1
48030003	3	760	25	46-55	1 3/4-2 1/4	2820	1
48030004	4	860	30	60-100	2 3/8-3 7/8	3705	1

8 Striking face ring spanners

StahlwilleSTABIL®

• Chrome Alloy Steel, green painted



Code	Ø mm	L mm	b mm	a mm	△ g	
42010032	32	195	47	24	661	1
42010036	36	195	52.4	26	684	1
42010041	41	200	59	29	896	1
42010046	46	250	65	32	1218	1
42010050	50	280	70	35	1555	1
42010055	55	300	76	38	2087	1
42010060	60	300	82.5	42	2394	1
42010065	65	325	90.5	45	3209	1
42010070	70	355	97	48	3649	1
42010075	75	360	103.5	51	4428	1
42010080	80	440	110	57	5895	1
42010085	85	440	117	57	6033	1
42010090	90	445	124	60	6885	1
42010095	95	450	131	67	7875	1
42010100	100	455	137	72	10224	1
42010105	105	460	146	73	10202	1
42010110	110	500	156	82	14492	1
42010115	115	505	162	82	14376	1
42010120	120	510	174	82	15308	1

additional spanner sizes in accordance with DIN 7444 on request

4205a Striking face ring spanners

• special steel, grey

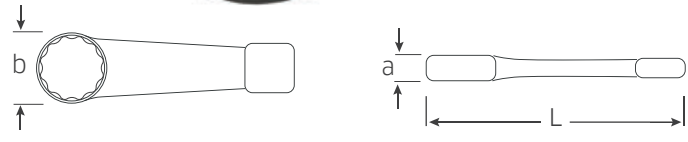
Code	Ø "	L mm	b mm	a mm	△ g	
42450056	1 1/4	190	52	17	350	1
42450058	1 5/16	190	52	17	350	1
42450064	1 1/2	205	58	18	500	1
42450066	1 5/8	230	66	20	700	1
42450067	1 11/16	230	66	20	700	1
42450069	1 13/16	240	74	22	975	1
42450070	1 7/8	240	74	22	975	1
42450072	2	255	80	24	1075	1
42450073	2 1/16	255	80	24	1075	1
42450075	2 3/16	270	86	25	1320	1
42450076	2 1/4	270	86	25	1340	1
42450078	2 3/8	280	93	26	1600	1
42450079	2 7/16	280	93	26	1600	1
42450081	2 9/16	300	102	30	2300	1
42450082	2 5/8	300	102	30	2300	1
42450084	2 3/4	330	110	33	2900	1
42450085	2 13/16	330	110	33	2900	1
42450087	2 15/16	330	110	33	2900	1

additional spanner sizes on request

4205 Striking face ring spanners

• DIN 7444

• special steel, grey



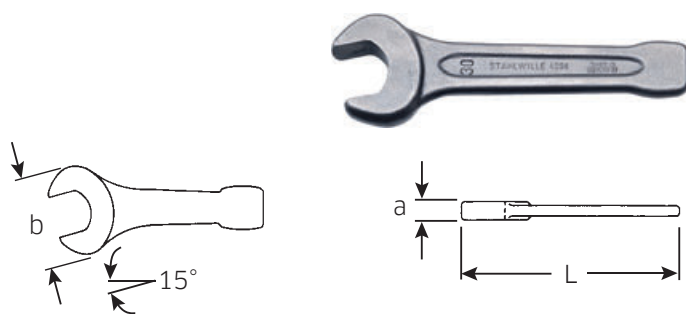
Code	Ø mm	L mm	b mm	a mm	△ g	
42050024	24	160	42.5	15	200	1
42050026	26	160	42.5	15	200	1
42050027	27	180	46	16	260	1
42050028	28	180	47	15.5	240	1
42050030	30	190	51.5	16.5	365	1
42050032	32	195	53	16.5	353	1
42050033	33	195	53	16.5	350	1
42050036	36	205	60	19.5	505	1
42050037	37	205	60	19.5	500	1
42050038	38	205	60	19.5	500	1
42050041	41	225	66	20.5	730	1
42050042	42	225	66	20.5	671	1
42050046	46	240	75	22.5	915	1
42050047	47	240	75	22.5	975	1
42050048	48	240	75	22.5	920	1
42050050	50	250	80	23.5	1120	1
42050052	52	250	80	23.5	1075	1
42050055	55	270	87.5	25	1375	1
42050056	56	270	87.5	25	1320	1
42050060	60	270	93.5	26	1565	1
42050064	64	290	101	29	2020	1
42050065	65	290	101	29	2100	1
42050070	70	320	109.5	33	2930	1
42050075	75	325	114.5	34	2780	1
42050080	80	345	126	35	4100	1
42050085	85	360	129	37	3835	1
42050090	90	400	152	41.5	5180	1
42050095	95	400	152	41.5	4900	1
42050100	100	400	152	41.5	6560	1
42050105	105	435	172	47.5	6300	1
42050110	110	435	172	47.5	7960	1
42050115	115	435	172	47.5	7495	1
42050120	120	480	182	54	9900	1
42050130	130	520	202	58	12640	1
42050135	135	520	202	58	12120	1
42050145	145	580	228	64	18250	1
42050160	160	580	228	64	18800	1
42050165	165	650	265	70	28500	1
42050170	170	650	265	70	27500	1
42050175	175	650	265	70	27750	1
42050180	180	650	265	70	26340	1
42050210	210	750	320	80	41000	1

2

Spanners

4204 Striking face open ended spanners

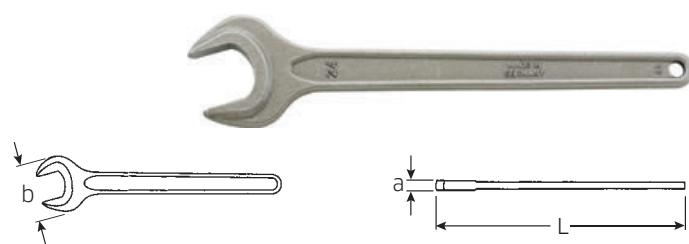
- DIN 133
- special tool steel, grey finish



Code	Ø mm	L mm	b mm	a mm	Δ g	g
42040027	27	180	56	16	321	1
42040030	30	190	62	17	451	1
42040032	32	190	62	17	395	1
42040036	36	215	76	17.5	698	1
42040041	41	235	86	18.5	923	1
42040046	46	255	98	20	1245	1
42040050	50	275	105	21	1445	1
42040055	55	300	116	23	2057	1
42040060	60	320	128	24.5	2559	1
42040065	65	342	138	27	3285	1
42040070	70	375	154	30	4573	1
42040075	75	375	154	30	4163	1
42040080	80	408	174	34	6059	1
42040085	85	408	174	34	5871	1
42040090	90	445	194	38	7390	1
42040095	95	445	194	38	7600	1
42040100	100	485	215	44	11500	1
42040105	105	485	215	44	11200	1

4004 Single-end spanners

- DIN 894 up to 85 mm
- special tool steel, grey finish

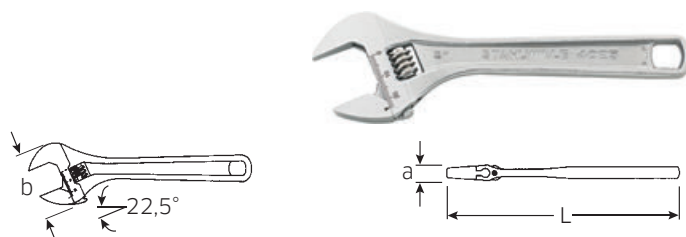


Code	Ø mm	L mm	b mm	a mm	Δ g	g
40040240	24	215	50	8.9	147	10
40040270	27	238	56	9.8	193	10
40040300	30	261	62	10.8	275	5
40040320	32	273	66	11.8	315	5
40040360	36	300	74	12.8	421	1
40040410	41	335	83.5	12.8	555	1
40040460	46	369	93	14.8	770	1
40040500	50	412	102	17	1003	1
40040550	55	457	112	18	1235	1
40040600	60	492	122	18	1650	1
40040650	65	528	132	19	1900	1
40040700	70	572	142	20	2035	1
40040750	75	608	152	21	2758	1
40040800	80	645	162	22	2963	1
40040850	85	690	173	23	3510	1
40040900	90	690	173	23	3425	1
40040950	95	847	195	25	5943	1
40041000	100	847	195	25	5500	1
40041050	105	1000	217	28	8400	1
40041100	110	1000	217	28	9000	1
40041150	115	1000	225	28	8500	1
40041200	120	1000	225	28	8500	1
40041250	125	1000	225	28	7934	1
40041300	130	1000	225	28	8500	1
40041350	135	1000	225	28	8000	1

4025 Single-end spanners, adjustable

NEW


- right-handed
- DIN 3117/ISO 6787 (B shape)
- ASME B107.100
- jaw offset 22.5°
- Chrome Vanadium, chrome plated



Code	size	Ø max. mm	L mm	b mm	a mm	Δ g	g
40250104	4	13	115	35	9.5	52	5
40250106	6	24	161	50	10.8	155	5
40250108	8	30	207	62	14	310	5
40250110	10	34	259	74	15.8	490	5
40250112	12	39	311	84	19	805	5
40250115	15	44	386	106	25	1320	1
40250118	18	53	462	124	30	2040	1

TCS 4025/3

NEW



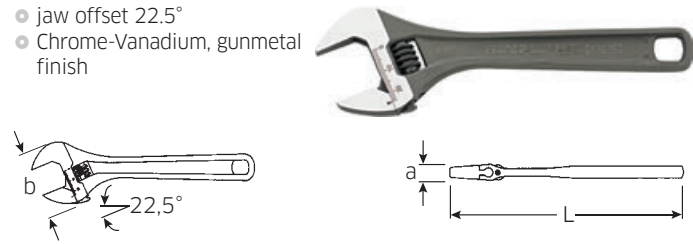
- 175 x 350 x 30 mm
- 3 pieces

Code	Δ g
96838797	920

No	Content
4025	sizes 6; 8; 10

4026 Single-end spanners, adjustable NEW

- left-handed
- DIN 3117/ISO 6787 (B shape)
- ASME B 107.100
- jaw offset 22.5°
- Chrome-Vanadium, gunmetal finish



Code	size	max. mm	L mm	b mm	a mm	g	
40260104	4	13	115	35	9.5	52	5
40260106	6	24	161	50	10.8	155	5
40260108	8	30	207	62	14	310	5
40260110	10	34	259	74	15.8	490	5
40260112	12	39	311	84	19	805	5
40260115	15	44	386	106	25	1320	1
40260118	18	53	462	124	30	2040	1

TCS 4026/3 NEW



- 175 x 350 x 30 mm
- 3 pieces

Code	g
96838796	908

No	Content
4026	sizes 6; 8; 10

10750 Box spanners

- DIN 896 Type B
- made of seamlessly drawn precision steel tubing
- recessed at both ends
- Chrome Alloy Steel, surface polished and chrome plated



Code	mm	L mm	d ₁ mm	d ₂ mm	g	
43330607	6 x 7	110	10.5	11.5	26	10
43330809	8 x 9	110	13	14.5	38	10
43331011	10 x 11	125	16	17	50	10
43331213	12 x 13	145	19	20.5	78	10
43331415	14 x 15	145	21.5	22.5	78	10
43331617	16 x 17	155	24	26	127	10
43331719	17 x 19	160	26	28.5	199	10
43331819	18 x 19	160	27.5	28.5	199	10
43332022	20 x 22	170	29.5	32	232	5
43332123	21 x 23	170	30.5	33	251	5
43332426	24 x 26	190	34.5	37	300	5
43332427	24 x 27	190	34.5	38.5	301	5
43333032	30 x 32	205	42	45	382	5
43333236	32 x 36	225	45	50	535	2
43333641	36 x 41	225	50	56	648	2
43334146	41 x 46	245	56	62	845	2
43334650	46 x 50	245	62	68	878	2
43335560	55 x 60	245	70	76	1178	2

10750 Sets box spanners

- DIN 896 Type B
- made of seamlessly drawn precision steel tubing
- recessed at both ends
- Chrome Alloy Steel, surface polished and chrome plated



Code	No	Content mm	g
96431202	10750/7	8 x 9; 10 x 11; 12 x 13; 14 x 15; 16 x 17; 18 x 19; 20 x 22	830
96431205	10750/11	6 x 7; 8 x 9; 10 x 11; 12 x 13; 14 x 15; 16 x 17; 18 x 19; 20 x 22; 21 x 23; 24 x 27; 30 x 32	1830

ES 10750/10, 6x7-20x22 mm



- 175 x 350 x 30 mm
- 10 pieces

Code	g
96838168	1132

No	Content
10750	6 x 7; 8 x 9; 10 x 11; 12 x 13; 14 x 15; 16 x 17; 18 x 19; 20 x 22 mm
10750 1/2	sizes 6; 7

TCS 10750/10, 6x7-20x22 mm



- 175 x 350 x 40 mm
- 10 pieces

Code	g
96838756	1130

No	Content
10750	6 x 7; 8 x 9; 10 x 11; 12 x 13; 14 x 15; 16 x 17; 18 x 19; 20 x 22 mm
10750 1/2	sizes 6; 7

10750 1/2 Tommy bars

- for No 10750
- stepped

Code	size	for No 10750 mm	Length mm	g	
48010006	6	6 x 7-14 x 15	180	49	1
48010007	7	16 x 17-24 x 27	320	305	1
48010008	8	30 x 32-55 x 60	630	1400	1

2



3 SOCKET SETS AND SOCKETS

1/4"-drive
>> Page 110

3/8"-drive
>> Page 126

1/2"-drive
>> Page 139

3/4"-drive
>> Page 157

1"-drive
>> Page 160

CROW-RING-, CROW-FOOT spanners,
adaptors
>> Page 161

Empty boxes and trays
>> Page 164



Reliable and safe.
Sets of socket spanners and inserts.



It does not matter whether it is ratchets, adapters or inserts – users can be sure they will get premium quality every time. STAHLWILLE tool cases made of robust ABS plastic facilitate everyday work thanks to their low weight and many well thought-out details. STAHLWILLE sockets are made of HPQ® high-performance steel and are extremely resilient but thin-walled and gentle on fastener heads. And the broad range of ratchets, drives and adapters always ensures the perfect choice of tools for the job.

3



UNMISTAKEABLE.

The laser-cut map on the inside of the lid provides an excellent overview of the tools contained in the case.



RESILIENT.

High Performance Quality (HPQ®)
High-performance steel – extremely resilient, yet thin-walled and ideal for working in confined spaces.

ROBUST.

Particularly resilient to loads thanks to the torsion resistant body construction and hard-wearing ABS plastic.

SAFE.

A high-grade, chemical-resistant hard-foam inlay ensures tools are held firmly in place. The catches are easy to operate but still secure.

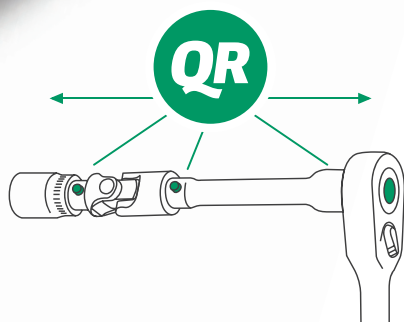


GENTLE.

The special AS Drive* permits high transmission of forces to the flats of nuts and bolts without damaging them.

* Anti-Slip drive





FAST.

QuickRelease enables rapid tool changes and secures them reliably during work operations.


3



FOD* COMPLIANT.

The preferred choice in safety-relevant fields such as aerospace, thanks to the screwless design.

* Foreign Object Damage



EFFICIENT.

Eighty teeth provide a ratchet angle of only 4.5° - facilitating efficient working in confined spaces. In contrast to conventional fine-tooth ratchets, no less than eight teeth engage at once here, ensuring maximum load capacity and, at the same time, smooth action and durability.



VERSATILE.

The STAHLWILLE fine tooth ratchet family has convincing features: the 2-component or steel-handled grip, the bit ratchet, fine-tooth flexible-joint ratchet or the Hi-Lok version.



Socket sets and sockets

6.3
1/4"

DIN
3120

ISO
1174-1

40D Sockets

AS HPQ

- DIN 3124/ISO 2725-1, E DIN EN 3709, ASME B 107.5M
- HPQ* high performance steel, chrome plated



Code	mm	d ₁ mm	d ₂ mm	d ₃ mm	L mm	t ₁ mm	t ₂ mm	g	g
01030005	5	7.9	10.7	4	23	4.5	15	9	10
01030055	5.5	8.5	10.7	4.5	23	6	15	9	10
01030006	6	9.2	10.7	5	23	6	15	9	10
01030007	7	10.7	10.7	6	23	6.5	13.4	10	10
01030008	8	11.6	11.6	7	23	8	13.1	11	10
01030009	9	12.8	12.8	8	23	8	12.8	13	10
01030010	10	14.3	14.3	9	23	8	14.9	16	10
01030011	11	15.5	15.5	10	23	9	14.6	19	10
01030012	12	16.5	16.5	11	23	9.5	14.3	23	10
01030013	13	17.8	17.8	12	23	9.5	14	25	10
01030014	14	18.8	18.8	13	24	10	14.7	30	10

40aD Sockets

AS HPQ

- ASME B 107.1, Fed. Spec. GGG-W-641, SAE AS 954-E (test loads)
- HPQ* high performance steel, chrome plated

Code	"	d ₁ mm	d ₂ mm	d ₃ mm	L mm	t ₁ mm	t ₂ mm	g	g
01530010	5/32	6.7	10.7	3.2	23	3.5	15	7	10
01530012	3/16	7.6	10.7	4	23	4.5	15	7	10
01530014	7/32	8.6	10.7	5	23	6	15	9	10
01530016	1/4	9.4	10.7	5.5	23	6	15	8	10
01530018	9/32	10.7	10.7	6.6	23	6.5	13.2	8	10
01530020	5/16	11.6	11.6	7	23	8	13.1	11	10
01530022	11/32	12.7	12.7	8.1	23	8	13.3	13	10
01530024	3/8	13.7	13.7	8.3	23	8	13.3	16	10
01530028	7/16	15.8	15.8	10	23	9	14.6	21	10
01530032	1/2	17.3	17.3	11.5	23	9.5	14.1	26	10
01530034	9/16	18.8	18.8	13.1	24	10	14.7	30	10

40aD/10CL Set sockets with clip strip

AS HPQ

- content 10 pieces: 3/16; 7/32; 1/4; 9/32; 5/16; 11/32; 3/8; 7/16; 1/2; 9/16"
- 1 clip strip No 40CL-2



Code	g
96015310	200

40 Sockets

AS HPQ

- DIN 3124/ISO 2725-1, ASME B 107.5M, E DIN EN 3709 (test loads)
- HPQ* high performance steel, chrome plated



Code	mm	d ₁ mm	d ₂ mm	d ₃ mm	L mm	t ₁ mm	t ₂ mm	g	g
01010003	3	5.6	10.7	2.5	23	2	15	7	10
01010032	3.2	5.6	10.7	2.5	23	2	15	8	10
01010035	3.5	6	10.7	2.5	23	2.5	15	8	10
01010004	4	6.7	10.7	3.2	23	3.5	15	9	10
01010045	4.5	7.3	10.7	3.7	23	4	15	9	10
01010005	5	7.9	10.7	4	23	4.5	15	8	10
01010055	5.5	8.5	10.7	4.5	23	6	15	9	10
01010006	6	9.2	10.7	5	23	6	15	9	10
01010007	7	10.7	10.7	6	23	6.5	13.4	10	10
01010008	8	11.6	11.6	7	23	8	13.1	11	10
01010009	9	12.8	12.8	8	23	8	12.8	14	10
01010010	10	14.3	14.3	9	23	8	14.9	17	10
01010011	11	15.5	15.5	10	23	9	14.6	19	10
01010012	12	16.5	16.5	11	23	9.5	14.3	24	10
01010013	13	17.8	17.8	12	23	9.5	14	26	10
01010014	14	18.8	18.8	13	24	10	14.7	30	10

40a Sockets

AS HPQ

- ASME B 107.1, Fed. Spec. GGG-W-641, SAE AS 954-E (test loads)
- HPQ* high performance steel, chrome plated

Code	"	d ₁ mm	d ₂ mm	d ₃ mm	L mm	t ₁ mm	t ₂ mm	g	g
01410008	1/8	5.6	10.7	2.5	23	2	15	7	10
01410010	5/32	6.7	10.7	3.2	23	3.5	15	9	10
01410012	3/16	7.6	10.7	4	23	4.5	15	9	10
01410014	7/32	8.6	10.7	5	23	6	15	9	10
01410016	1/4	9.4	10.7	5.5	23	6	15	9	10
01410018	9/32	10.7	10.7	6.6	23	6.5	13.2	10	10
01410020	5/16	11.6	11.6	7	23	8	13.1	12	10
01410022	11/32	12.7	12.7	8.1	23	8	13.3	14	10
01410024	3/8	13.7	13.7	8.3	23	8	13.3	16	10
01410028	7/16	15.8	15.8	10	23	9	14.6	15	10
01410032	1/2	17.3	17.3	11.5	23	9.5	14.1	27	10
01410034	9/16	18.8	18.8	13.1	24	10	14.7	31	10

STAHLWILLE
AS drive



AS
DRIVE

STAHLWILLE sockets are equipped with the AS Drive* profile, which permits high transmission of forces to the flats of nuts and bolts without damaging them.

* Anti-Slip drive

40DL Sockets



- extra deep
- E DIN EN 3710, E DIN EN 3709, DIN 3124/ISO 2725-1, ASME B 107.5M
- HPQ® high performance steel, chrome plated



Code	mm	d ₁ mm	d ₂ mm	d ₃ mm	L mm	t ₁ mm	t ₂ mm	g	
01240005	5	7.9	10.7	4	50	4.5	42	15	5
01240055	5.5	8.5	10.7	4.5	50	6	42	16	5
01240006	6	9.2	10.7	5	50	6	42	18	5
01240007	7	10.7	10.7	6	50	6.5	40.9	21	5
01240008	8	11.6	11.6	7	50	8	40.1	23	5
01240009	9	12.8	12.8	8	50	8	39.8	30	5
01240010	10	14.3	14.3	9	50	9	41.9	35	5
01240011	11	15.5	15.5	10	50	10.5	41.6	40	5
01240012	12	16.5	16.5	11	50	12	41.3	47	5
01240013	13	17.8	17.8	12	50	12	41	50	5
01240014	14	18.8	18.8	13	50	15	40.7	57	5

40aDL Sockets



- extra deep
- ASME B 107.1, Fed. Spec. GGG-W-641, SAE AS 954-E
- HPQ® high performance steel, chrome plated

Code	"	d ₁ mm	d ₂ mm	d ₃ mm	L mm	t ₁ mm	t ₂ mm	g	
01640010	5/32	6.7	10.7	3.2	50	4.5	42	13	5
01640012	3/16	7.6	10.7	4	50	4.5	42	15	5
01640014	7/32	8.6	10.7	5	50	6	42	16	5
01640016	1/4	9.4	10.7	5.2	50	6	42	19	5
01640018	9/32	10.7	10.7	6.5	50	8	40.2	20	5
01640020	5/16	11.6	11.6	7	50	8	40.1	24	5
01640022	11/32	12.7	12.7	8.1	50	9	39.7	26	5
01640024	3/8	13.7	13.7	8.3	50	9	39.7	33	5
01640028	7/16	15.8	15.8	10	50	10.5	41.6	42	5
01640032	1/2	17.3	17.3	11.5	50	12	41.1	44	5
01640034	9/16	18.8	18.8	13.1	50	15	40.7	55	5

40aDL/7 Set sockets



- extra deep
- content 7 pieces: 3/16; 1/4; 5/16; 3/8; 7/16; 1/2; 9/16"
- packed in carton



Code	g
96016401	241

40aDL/10CL Set sockets with clip strip



- content 10 pieces: 3/16; 7/32; 1/4; 9/32; 5/16; 11/32; 3/8; 7/16; 1/2; 9/16"
- 1 clip strip No 40CL-2



Code	g
96016410	350

40aDV Sockets



- SAE AS 954, S.B.A.C. AS 40605/40606
- HPQ® high performance steel, chrome plated



Code	"	d ₁ mm	d ₂ mm	d ₃ mm	L mm	t ₁ mm	t ₂ mm	g	
01650014	7/32	8.6	10.7	5	31.8	6	23.8	12	10
01650016	1/4	9.4	10.7	5.2	31.8	6	23.8	13	10
01650018	9/32	10.7	10.7	6.6	31.8	6.5	22	13	10
01650020	5/16	11.6	11.6	7	31.8	8	21.9	15	10

40L Sockets



- extra deep
- DIN 3124/ISO 2725-1, ASME B 107.5M, E DIN EN 3710, E DIN EN 3709 (test loads)
- HPQ® high performance steel, chrome plated



Code	mm	d ₁ mm	d ₂ mm	d ₃ mm	L mm	t ₁ mm	t ₂ mm	g	
01020032	3.2	5.6	10.7	2.5	50	2	37.5	12	10
01020004	4	6.7	10.7	3.2	50	3.5	42	14	10
01020045	4.5	7.3	10.7	3.7	50	4	42	15	10
01020005	5	7.9	10.7	4	50	4.5	42	16	10
01020055	5.5	8.5	10.7	4.5	50	6	42	17	10
01020006	6	9.2	10.7	5	50	6	42	18	10
01020007	7	10.7	10.7	6	50	6.5	40.9	24	10
01020008	8	11.6	11.6	7	50	8	40.1	27	10
01020009	9	12.8	12.8	8	50	8	39.8	31	10
01020010	10	14.3	14.3	9	50	9	41.9	38	10
01020011	11	15.5	15.5	10	50	10.5	41.6	43	10
01020012	12	16.5	16.5	11	50	12	41.3	49	10
01020013	13	17.8	17.8	12	50	12	41	56	10

6,3
1/4"

DIN
3120

ISO
1174-1

3

Socket sets and sockets

6.3
1/4"

DIN
3120

ISO
1174-1

3

402 UNIFLEX sockets



- HPQ® high performance steel, chrome plated



Code	mm	d ₁ mm	d ₂ mm	d ₃ mm	L mm	t ₁ mm	t ₂ mm	g	
01140006	6	9.2	12.7	5	32	5.5	10	16	5
01140007	7	10.4	12.7	6	33.5	6	11.5	16	5
01140008	8	11.6	12.7	6.7	35	8	13	17	5
01140009	9	13	12.7	8	36	8	12	20	5
01140010	10	14.2	12.7	9	38	12	14	21	5

402a UNIFLEX sockets



- SAE AS 954, ASME B 107.1
- HPQ® high performance steel, chrome plated

Code	"	d ₁ mm	d ₂ mm	d ₃ mm	L mm	t ₁ mm	t ₂ mm	g	
01540014	7/32	8.6	12.7	4.8	32	5.5	10	17	5
01540016	1/4	9.6	12.7	5.2	32	5.5	10	16	5
01540018	9/32	11	12.7	6.4	32	6.5	10	19	5
01540020	5/16	11.6	12.7	6.7	35	8	13	17	5
01540022	11/32	12.7	12.7	8	35	7.5	11.5	19	5
01540024	3/8	13.6	12.7	9	38	8.6	13.1	20	5
01540028	7/16	15.7	12.7	10.5	39.5	10.7	15	23	5
01540032	1/2	17.3	12.7	12	41.5	11.1	16.5	27	5

402a/5 Set UNIFLEX sockets



Content 5 pieces:
No 402a: 1/4; 5/16; 3/8; 7/16; 1/2"



Code	g
96015401	101

402aK UNIFLEX sockets



- short version
- HPQ® high performance steel, chrome plated



Code	"	d ₁ mm	d ₂ mm	d ₃ mm	L mm	t ₁ mm	t ₂ mm	g	
01541024	3/8	13.6	12.7	6.7	34	9.1	12.0	19	5
01541034	9/16	19	12.7	13.1	37.5	10.3	11.8	25	5

40TX Sockets



- for external TORX® screws
- HPQ® high performance steel, chrome plated



Code	size	d ₁ mm	d ₂ mm	d ₃ mm	L mm	t ₁ mm	t ₂ mm	g	
01270004	E4	3.8	5.6	10.7	2	23	4.5	15	8
01270005	E5	4.7	6.7	10.7	2.8	23	5	15	7
01270006	E6	5.7	8	10.7	3.6	23	5.5	15	10
01270007	E7	6.2	9.6	10.7	3.8	23	6.5	15	10
01270008	E8	7.5	10.5	11.6	4.3	23	7	15	10
01270010	E10	9.4	12.7	12.7	5.6	23	9	15	17

40aSP Sockets



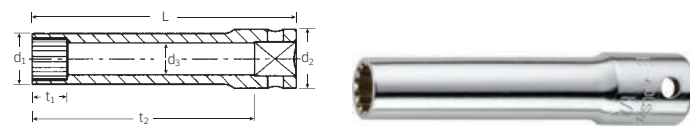
- for external spline-drive screws
- MS-33787, MIL-W-8982
- HPQ® high performance steel, chrome plated



Code	Spline size	"	d ₁ mm	d ₂ mm	d ₃ mm	L mm	t ₁ mm	t ₂ mm	g	
01011007	7	7/32	8.6	10.7	5	22.2	6	14.2	7	1
01011008	8	1/4	9.5	10.7	5.6	22.2	7	14.2	10	1
01011009	9	9/32	11.2	11.2	6.6	22.2	8	12.4	10	1
01011010	10	5/16	11.6	11.6	7.1	22.2	8	12.2	12	1
01011012	12	3/8	13.8	13.8	8.6	23	8.7	12.6	18	1
01011014	14	7/16	15.7	15.7	10.4	25	10.7	14.1	24	1

40aLSP Sockets

- HPQ
- for external spline-drive screws
- long, extra deep bolt clearance
- MS-33787, MIL-W-8982
- HPQ® high performance steel, chrome plated



Code	Spline size	"	d ₁ mm	d ₂ mm	d ₃ mm	L mm	t ₁ mm	t ₂ mm	g	
01021007	7	7/32	8.6	10.7	5	50.8	6	42.8	18	1
01021008	8	1/4	9.5	10.7	5.6	50.8	8	42.8	24	1
01021010	10	5/16	11.6	11.6	7.1	50.8	8	40.8	27	1

402aSP Uniflex sockets

- HPQ
- for external spline-drive screws
- MS-33787, MIL-W-8982
- HPQ® high performance steel, chrome plated



Code	Spline size	"	d ₁ mm	d ₂ mm	d ₃ mm	L mm	t ₁ mm	t ₂ mm	g	
01542016	8	1/4	9.5	12.7	5.6	32	6.4	9.8	16	5
01542020	10	5/16	11.6	12.7	7.1	35	8	13	18	5

41K Screwdriver sockets

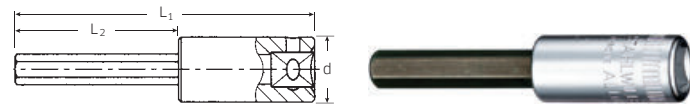
- for slotted screws
- blades to DIN 5264
- Chrome Alloy Steel, chrome plated



Code	mm	L ₁ mm	L ₂ mm	d mm	a mm	b mm	g	
01280006	0.6x3.5	28	16	11.6	0.6	3.5	10	5
01280008	0.8x4	28	16	11.6	0.8	4	10	5
01280010	1x5.5	28	16	11.6	1	5.5	11	5
01280012	1.2x8	28	16	11.6	1.2	8	12	5

44 INHEX sockets

- for socket head screws
- DIN 7422
- Chrome Alloy Steel, chrome plated



Code	mm	L ₁ mm	L ₂ mm	d mm	g	
01050003	3	55	30	10.7	20	5
01050004	4	55	30	10.7	20	5
01050005	5	55	30	10.7	25	5
01050006	6	55	30	11.6	30	5

44a INHEX sockets

- for socket head screws
- DIN 7422
- Chrome Alloy Steel, chrome plated

Code	"	L ₁ mm	L ₂ mm	d mm	g	
01450004	1/16	55	30	10.7	11	5
01450005	5/64	55	30	10.7	12	5
01450006	3/32	55	30	10.7	14	5
01450007	7/64	55	30	10.7	17	5
01450008	1/8	55	30	10.7	12	5
01450009	9/64	55	30	10.7	13	5
01450010	5/32	55	30	10.7	14	5
01450012	3/16	55	30	10.7	17	5
01450014	7/32	55	30	10.7	19	5
01450016	1/4	55	30	11.6	24	5

44K INHEX sockets


- for socket head screws
- Chrome Alloy Steel, chrome plated



Code	mm	L ₁ mm	L ₂ mm	d mm	g	
01120003	3	28	16	11.6	10	5
01120004	4	28	16	11.6	10	5
01120005	5	28	16	11.6	10	5
01120006	6	28	16	11.6	10	5
01120008	8	28	16	11.6	15	5

44KTX Screwdriver sockets

- for inside TORX® screws
- Chrome Alloy Steel, chrome plated



Code	size	mm	L ₁ mm	L ₂ mm	d mm	g	
01350008	T8	2.3	28	16	11.6	10	5
01350009	T9	2.5	28	16	11.6	10	5
01350010	T10	2.7	28	16	11.6	10	5
01350015	T15	3.3	28	16	11.6	10	5
01350020	T20	3.8	28	16	11.6	11	5
01350025	T25	4.4	28	16	11.6	11	5
01350027	T27	5.0	28	16	11.6	11	5
01350030	T30	5.5	28	16	11.6	12	5
01350040	T40	6.6	28	16	11.6	12	5

6,3
1/4"

DIN
3120

ISO
1174-1

3

6.3
1/4"



DIN
3120

ISO
1174-1

44KTXB  **Screwdriver sockets**

- with hollow point
- for inside TORX® screws (TORX® TAMPER RESISTANT)
- Chrome Alloy Steel, chrome plated





Code	size	mm	L ₁ mm	L ₂ mm	d mm		
0135 1008	T8	2.3	28	16	11.6	10	5
0135 1009	T9	2.5	28	16	11.6	10	5
0135 1010	T10	2.7	28	16	11.6	10	5
0135 1015	T15	3.3	28	16	11.6	10	5
0135 1020	T20	3.8	28	16	11.6	10	5
0135 1025	T25	4.4	28	16	11.6	11	5
0135 1027	T27	5.0	28	16	11.6	10	5
0135 1030	T30	5.5	28	16	11.6	11	5
0135 1040	T40	6.6	28	16	11.6	10	5

44P  **Screwdriver sockets**

- for recessed head screws Phillips-Recess®
- tips to DIN 5260
- Chrome Alloy Steel, chrome plated





Code	PH size	L ₁ mm	L ₂ mm	d mm		
01290001	1	28	16	11.6	12	5
01290002	2	28	16	11.6	11	5
01290003	3	28	16	11.6	12	5
01290004	4	28	16	11.6	14	5

44PZ  **Screwdriver sockets**

- for POZIDRIV/SUPADRIV® screws
- Chrome Alloy Steel, chrome plated





Code	PZ size	L ₁ mm	L ₂ mm	d mm		
01300001	1	28	16	11.6	10	5
01300002	2	28	16	11.6	11	5

40CL **Clip strips**

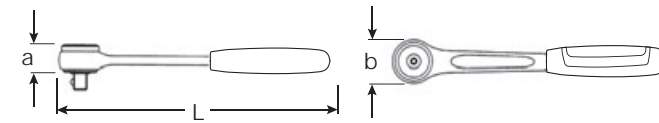
- for socket retention
- supplied without sockets



Code	size	L mm		
80400001	1	200	36	
80400002	2	300	52	

Drive tools and accessories



- 1/4" □
- finish: Chrome Alloy Steel, chrome plated



411 **Ratchet, fine tooth**

- reversible
- 60 teeth
- with 2-component handle
- for use in confined spaces, re-engages after movement of 6°
- DIN 3122/ISO 3315





Code	L mm	b mm	a mm		
1123 1011	118	24	19.5	100	1


415 **Ratchet**

- reversible
- 22 teeth
- with 2-component handle
- DIN 3122/ISO 3315





Code	L mm	b mm	a mm		
1111 1010	117	22	13	80	5





415QR **QuickRelease ratchet**

-  reversible
- 22 teeth
- with QuickRelease safety lock
- with 2-component handle
- DIN 3122/ISO 3315
- registered design





Code	L mm	b mm	a mm		
1111 0020	117	22	13	79	1

415QR N **QuickRelease ratchet, fine tooth**

-    
- reversible
- 80 teeth
- with QuickRelease safety lock
- with 2-component handle
- for use in confined spaces, re-engages after movement of 4.5°
- construction without screws prevents foreign object damage
- DIN 3122/ISO 3315
- registered design



Code	L mm	b mm	a mm		
1111 1020	117	22.6	10.7	79	1

415SG-QR N QuickRelease ratchet, fine tooth

QR FOD 80 4.5°



- reversible
- 80 teeth
- with QuickRelease safety lock
- with steel handle
- for use in confined spaces, re-engages after movement of 4.5°
- construction without screws prevents foreign object damage
- DIN 3122/ISO 3315
- registered design

Code	L mm	b mm	a mm	g	
11111030	117	22.6	10.7	86	1

418QR Mini QuickRelease ratchet, fine tooth

QR FOD 80 4.5°



NEW

- 90 mm short version
- reversible
- 80 teeth
- with QuickRelease safety lock
- with steel handle
- for use in confined spaces, re-engages after movement of 4.5°
- construction without screws prevents foreign object damage
- DIN 3122/ISO 3315
- registered design

Code	L mm	b mm	a mm	g	
11111050	90	22.5	12.2	74	1

415QRL N QuickRelease ratchet, fine tooth

QR FOD 80 4.5°



- long
- reversible
- 80 teeth
- with QuickRelease safety lock
- with 2-component handle
- for use in confined spaces, re-engages after movement of 4.5°
- construction without screws prevents foreign object damage
- DIN 3122/ISO 3315
- registered design

Code	L mm	b mm	a mm	g	
11111040	153	22.6	10.7	94	1

415B Bit ratchet



- reversible
- 22 teeth
- with 2-component handle
- with inside hexagon 1/4"
- DIN 3126/ISO 1173 D 6.3
- for bit screwdriver sockets 1/4"
- internal hex drive with a collar-thrust spring (registered design)
- bits are easy to insert, lock securely in position and can be removed just as easily; even hex bits with a wide groove (Type E, DIN 3126/ISO 1173)

Code	L mm	b mm	a mm	g	
11131011	117	22	12	76	5

415SGB N Bit ratchet, fine tooth

FOD 80 4.5°



- reversible
- 80 teeth
- with steel handle
- inside hexagon 1/4"
- DIN 3126/ISO 1173 D 6.3
- for bit screwdriver sockets 1/4"
- internal hex drive with a collar-thrust spring
- bits are easy to insert, lock securely in position and can be removed just as easily; even hex bits with a wide groove (Type E, DIN 3126/ISO 1173)
- for use in confined spaces, re-engages after movement of 4.5°
- construction without screws prevents foreign object damage

Code	L mm	b mm	a mm	g	
11132020	117	22.6	10.7	85	5

418B Mini bit ratchet, fine tooth

FOD 80 4.5°



NEW

- 90 mm short version
- reversible
- 80 teeth
- with steel handle
- inside hexagon 1/4"
- DIN 3126/ISO 1173 D 6.3
- for bit screwdriver sockets 1/4"
- internal hex drive with a collar-thrust spring
- bits are easy to insert, lock securely in position and can be removed just as easily; even hex bits with a wide groove (Type E, DIN 3126/ISO 1173)
- for use in confined spaces, re-engages after movement of 4.5°
- construction without screws prevents foreign object damage

Code	L mm	b mm	a mm	g	
11133030	90	22.5	11	70	1

416QR QuickRelease fine-tooth flexible-joint ratchet

QR FOD 80 4.5°



- reversible
- 80 teeth
- with QuickRelease safety lock
- with 2-component handle
- handle may be raised or lowered by approx. 90°, lockable in following positions:
 - straight
 - 30° up
 - 60° up
 - 30° down
- release the lock by pressing the button in the handle
- for use in confined spaces, re-engages after movement of 4.5°
- construction without screws prevents foreign object damage
- DIN 3122/ISO3315
- registered design

Code	L mm	b mm	a mm	g	
11261010	170	22.5	12	170	1

6,3
1/4"

DIN
3120

ISO
1174-1

3

6,3
1/4"

DIN
3120

ISO
1174-1

3

415QR N/7 Set of wrenches

QR

- in sturdy, stackable ABS plastic case

Content 7 pieces:

1 ratchet No 415QR N
3 extensions

- No 405QR/2 (54 mm),
- No 405QR/4 (102 mm),
- No 405QR/6 (150 mm)

1 universal joint No 407QR

1 drive handle No 400QR

1 T-handle No 404QR



Code	g
96014010	758

4110 Spare parts set for ratchet No 411

Content 7 pieces:

1 pinion; 1 pawl; 1 switching disk; 1 spring; 3 screws

Code	g
19200001	47

4150 Spare parts set for ratchet No 415

Content 9 pieces:

1 pinion; 1 pawl; 1 lever with pin; 1 ball; 2 compression springs;
2 screws M 1.7 x 8; 1 cover plate

Code	g
19010000	26

4150QR Spare parts set for ratchet No 415QR

QR

Content 11 pieces:

1 pinion; 1 pawl; 2 levers with pin; 1 ball; 2 compression springs;
2 screws M 1.7 x 8; 2 cover plates

code	g
19011020	24

4150QR N Spare parts set for ratchet No 415QR N, 415QRL N, 415SG-QR N, 416QR, 418QR

QR

Content 9 pieces:

1 pinion; 1 locking disc; 1 lever; 1 pin; 1 ball; 1 compression spring;
2 circlips; 1 cover plate

Code	g
19012020	21

4150B Spare parts set for ratchet No 415B

Content 9 pieces:

1 pinion; 1 pawl; 1 lever with pin; 1 ball; 2 compression springs;
2 screws M 1.7 x 8; 1 cover plate

Code	g
19010011	20

4151 Spare parts set for ratchet No 415SGB N

NEW

Content 9 pieces:

1 pinion; 1 locking disc; 1 lever; 1 pin; 1 ball; 1 compression spring;
2 circlips; 1 cover plate

Code	g
19010012	22

400 Drive handle

- DIN 3122/ISO 3315



Code	L mm	g	g	g
11050010	150	70	5	

400QR QuickRelease drive handle

QR

- DIN 3122/ISO 3315
- with QuickRelease safety lock
- patent



Code	L mm	g	g	g
11051010	150	80	1	

400 Drall Drive handle

- with 1/4" square drive in end of handle
- DIN 3122/ISO 3315



Code	L mm	g	g	g
11050011	150	105	5	

401 Drive handle

- flexible shaft (right hand rotation only)
- maximum torque 5 N·m



Code	L mm	g	g	g
11053002	240	130	5	

403 Flexible handle

- DIN 3122/ISO 3315
- with 2-component handle



Code	L mm	Δ g	
11061010	154.5	70	1

404 Sliding T-handle

- DIN 3122/ISO 3315



Code	L mm	Δ g	
11070000	116	38	5

404QR QuickRelease sliding T-handle

- with QuickRelease safety locks
- patent



Code	L mm	Δ g	
11071000	116	50	1

413QR QuickRelease speeder brace

- with steel handle
- for greater axial power transmission, detachable palm head
- working radius 70 mm
- with QuickRelease safety lock
- patent



Code	L mm	Δ g	
11100005	440	354	1

405 Extensions

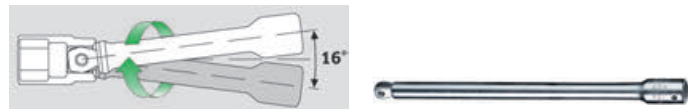
- DIN 3123/ISO 3316



Code	size	L mm	d mm	Δ g	
11010001	2	54	11.6	29	5
11010006	4	100	11.6	46	5
11010002	6	150	11.6	65	5
11010010	10	254	11.6	115	1
11010014	14	356	11.6	155	1

405W Wobble-Drive extensions

- swivel angle 8° each side
- max. torque 40 N·m



Code	size	L mm	d mm	Δ g	
11010011	2	54	11.6	28	1
11010016	4	100	11.6	45	1
11010012	6	150	11.6	55	1
11010020	10	254	11.6	110	1
11010024	14	356	11.6	155	1

405QR QuickRelease extensions

- patent
- DIN 3123/ISO 3316



Code	size	L mm	d mm	Δ g	
11011001	2	54	11.6	28	1
11011006	4	102	11.6	49	1
11011002	6	150	11.6	65	1
11011013	13	330	11.6	145	1
11011005	14	356	11.6	150	1

406 Extension, flexible

- right hand rotation only
- maximum torque 5 N·m



Code	L mm	d mm	Δ g	
11040000	152	11.6	61	5

407 Universal joint

- DIN 3123/ISO 3316



Code	L mm	d mm	Δ g	
11020000	37	12.8	23	5

407QR QuickRelease universal joint

- with QuickRelease safety lock
- patent



Code	L mm	Δ g	
11021000	45	35	1

6,3
1/4"

DIN
3120

ISO
1174-1

3

Socket sets and sockets

6.3
1/4"

DIN
3120

ISO
1174-1

5513 Set of adaptors

content 5 pieces:

- No 409, 1/4" socket x 3/8" plug
- No 431, 3/8" socket x 1/4" plug
- No 432, 3/8" socket x 1/2" plug
- No 513, 1/2" socket x 3/8" plug
- No 514, 1/2" socket x 3/4" plug



Code	g
96 12 1003	648

409 Extending adaptor

HPQ

- 1/4" socket x 3/8" plug (6.3 x 10)
- DIN 3123/ISO 3316
- HPQ® high performance steel



Code	L mm	d mm	g	
11030002	25	12.8	18	5

409M/432M/514M/3 Set extending adaptors

content 3 pieces:

- 1/4" socket x 3/8" plug
- 3/8" socket x 1/2" plug
- 1/2" socket x 3/4" plug



Code	g
96 12 1002	120

409M Extending adaptor

- 1/4" socket x 3/8" plug (6.3 x 10)



Code	L mm	∅ mm	g	
11030010	13	28	14	1

410 Extending adaptor

HPQ

- 1/4" socket x 1/2" plug (6.3 x 12.5)
- HPQ® high performance steel



Code	L mm	d mm	g	
11030003	28	16.5	36	5

412 Bit holder

HPQ

- 1/4" inside hexagon
- DIN 3126/ISO 1173 D 6.3
- internal hex drive with a collar-thrust spring
- bits are easy to insert, lock securely in position and can be removed just as easily; even hex bits with a wide groove (Type E, DIN 3126/ISO 1173)
- HPQ® high performance steel



Code	L mm	d mm	g	
11 1800 10	25	11.6	14	5

412-1 Bit holder

HPQ

- 1/4" inside hexagon
- DIN 3126/ISO 1173 D 6.3
- outer size of handle, octagon 10 mm for use in tools with 10 mm internal hex drive or internal double hexagon (e.g. "FLEXI" double-ended flexi-joint spanners, T-handle universal joint spanners, box spanners, ratchet ring spanners etc.)
- internal hex drive with a collar-thrust spring
- bits are easy to insert, lock securely in position and can be removed just as easily; even hex bits with a wide groove (Type E, DIN 3126/ISO 1173)
- HPQ® high performance steel



Code	mm	L mm	d mm	g	
11 1800 20	10	20	11.6	11	5

417/1 Locking adaptor


- with hexagon key wrench No 10760aCV 3/32"



Code	L mm	d mm	g	
96 11 2701	42	13	23	1

4008 Ratcheting bit holder

- easy change of direction (anticlockwise, clockwise and fixed) by simply twisting the locking ring
- ergonomically designed, non-slip 2-component handle for optimum force transmission
- storage compartment for 6 bits in the handle; push button to open (size 1)
- for bit screwdriver inserts with external hex 1/4" DIN 3126/ISO 1173 Type C 6.3
- 1/4" sockets can be used with adaptor No 3115/1 (external hex and square drive 1/4")
- easy bit change thanks to internal hex. drive with magnet
- knurled spin section for faster screw advance
- heavy-duty mechanism with 48 teeth (7.5° working angle)



Code	size	Ø	"	L ₁ mm	L ₂ mm	d mm	g	
18120001	1	D 6.3	1/4	127	250	10	220	1
18120002	2	D 6.3	1/4	25	95	10	137	1

inside Ø DIN 3126/ISO 1173

4008/27/1R Ratcheting bit holder set

- in sturdy, stackable ABS plastic case
- Content 29 pieces:
- 1 ratcheting bit holder No 4008-1
 - 3 bits Ⓢ 1221-1223: PH1; PH2; PH3
 - 3 bits Ⓢ PZ1221-PZ1223: PZ1; PZ2; PZ3
 - 6 bits Ⓢ 1440-1446: T10; T15; T20; T25; T30; T40
 - 3 bits Ⓢ 1301-1303: 4 mm; 5 mm; 6 mm
 - 3 bits Ⓢ 1163: 0.6 x 4.5; 1165: 0.8 x 5.5; 1166/1: 1.2 x 6.5 mm
 - 1 square drive extension No 3115/1 with 1/4" outer hex. and outer square drives for attaching 1/4" □
 - 9 sockets No 40, 1/4" □ 4; 5; 5.5; 6; 7; 8; 10; 11; 13 mm



Code	g
96182203	955

Tools for Hi-Lok bolts

40aD/8/1H Socket set

- for Hi-Lok bolts
 - in sturdy, stackable ABS plastic case
- Content 9 pieces:
- 5 sockets with bi-hexagon No 40aD: 7/32; 1/4; 5/16; 11/32; 3/8"
 - 3 offset screwdrivers No 10759a: 1/16; 5/64; 3/32"
 - 1 ratchet No 415SGH N



Code	g
96016303	556

415SGH N Hi-Lok-ratchet, fine tooth

- reversible
- 80 teeth
- patent
- axially drilled pinion, locking facility for sockets
- for use on Hi-Lok bolts in the aerospace industry
- for use in confined spaces, re-engages after movement of 4.5°
- construction without screws prevents foreign object damage



Code	L mm	b mm	a mm	g	
11110010	117	22.6	10.7	88	5

4152 Spare parts set for ratchet No 415SGH N

- Content 9 pieces:
- 1 pinion; 1 locking disc; 1 lever; 1 pin; 1 ball; 1 compression spring; 2 circlips; 1 cover plate

Code	g
19010013	21

414H Hi-Lok extensions

- with lock-on facility as on ratchet No 415SGH N
- patent



Code	size	L mm	d mm	g	
11240011	2	54	13	34	1
11240012	4	102	13	49	1
11240013	6	152	13	66	1

10759 Hi-Lok offset screwdrivers

- with hexagon end for ratchet No 415SGH N
- round shaft on screwdriver enables locking of ball retainer
- patent



Code	size	mm	L mm	g	
43062002	1	2	50	5	5
43064002	2	2	100	8	5

10759a Hi-Lok offset screwdrivers

- with hexagon end for ratchet No 415SGH N
- round shaft on screwdriver enables locking of ball retainer
- patent

Code	size	"	L mm	g	
43560004	1	1/16	50	5	5
43564004	2	1/16	100	8	5
43560005	1	5/64	50	5	5
43564005	2	5/64	100	8	5
43560006	1	3/32	50	5	5
43564006	2	3/32	100	8	5

6.3
1/4"

DIN
3120

ISO
1174-1

3

Socket sets and sockets

6.3
1/4"

DIN
3120


ISO
1174-1

3

40/9/4 Socket set 1/4"


- in sturdy, stackable ABS plastic case
- Content 13 pieces:
 - 9 sockets with hexagon No 40: 4; 5; 5.5; 6; 7; 8; 10; 11; 13 mm
 - 1 ratchet No 415
 - 2 extensions No 405/2 (54 mm), No 405/6 (150 mm)
 - 1 universal joint No 407




Code	 g
9601 11 19	696

40D/9/4 Socket set 1/4"

- in sturdy, stackable ABS plastic case
- Content 13 pieces:
 - 8 sockets with bi-hexagon No 40D: 4; 5; 5.5; 6; 7; 8; 10; 11; 13 mm
 - 1 socket with hexagon No 40: 4 mm
 - 1 ratchet No 415
 - 2 extensions No 405/2 (54 mm), No 405/6 (150 mm)
 - 1 universal joint No 407




Code	 g
9601 13 04	696


40/13/6 Socket set 1/4"

- in sturdy, stackable ABS plastic case
- Content 19 pieces:
 - 13 sockets with hexagon No 40: 3.5; 4; 4.5; 5; 5.5; 6; 7; 8; 9; 10; 11; 12; 13 mm
 - 1 ratchet No 415
 - 2 extensions No 405/2 (54 mm), No 405/6 (150 mm)
 - 1 universal joint No 407
 - 1 drive handle No 400
 - 1 T-handle No 404




Code	 g
9601 11 24	850

40/13/6QR Socket set 1/4"

-  in sturdy, stackable ABS plastic case
- Content 19 pieces:
 - 13 sockets with hexagon No 40: 3.5; 4; 4.5; 5; 5.5; 6; 7; 8; 9; 10; 11; 12; 13 mm
 - 1 ratchet No 415QR N
 - 2 extensions No 405QR/2 (54 mm), No 405QR/6 (150 mm)
 - 1 universal joint No 407QR
 - 1 drive handle No 400QR
 - 1 T-handle No 404QR



Code	 g
9601 11 80	876

40/23/7 Socket set 1/4"

- in sturdy, stackable ABS plastic case
- Content 30 pieces:
 - 12 sockets with hexagon No 40: 4; 4.5; 5; 5.5; 6; 7; 8; 9; 10; 11; 12; 13 mm
 - 4 INHEX sockets No 44: 3; 4; 5; 6 mm
 - 3 bits  No 1221: PH1; 1222: PH2; 1223: PH3
 - 4 bits  No 1162: 0.6 x 3.5 mm, 1164: 0.8 x 4 mm; 1166: 1 x 5.5 mm; 1168: 1.6 x 8 mm
 - 1 ratchet No 415
 - 2 extensions No 405/2 (54 mm), No 405/6 (150 mm)
 - 1 universal joint No 407
 - 1 drive handle No 400
 - 1 T-handle No 404
 - 1 bit-holder No 412




Code	 g
9601 11 34	1138



40D/23/7 Socket set 1/4"

- in sturdy, stackable ABS plastic case
- Content 30 pieces:
 - 2 sockets with hexagon No 40: 4; 4.5 mm
 - 10 sockets with bi-hexagon No 40D: 5; 5.5; 6; 7; 8; 9; 10; 11; 12; 13 mm
 - 4 INHEX sockets No 44: 3; 4; 5; 6 mm
 - 3 bits  No 1221: PH1; 1222: PH2; 1223: PH3
 - 4 bits  No 1162: 0.6 x 3.5 mm; 1164: 0.8 x 4 mm; 1166: 1.0 x 5.5 mm; 1168: 1.6 x 8 mm
 - 1 ratchet No 415
 - 2 extensions No 405/2 (54 mm), No 405/6 (150 mm)
 - 1 universal joint No 407
 - 1 drive handle No 400
 - 1 T-handle No 404
 - 1 bit-holder No 412




Code	 g
9601 13 05	1200

40/23/6 Socket set 1/4"

- in sturdy, stackable ABS plastic case
- Content 29 pieces:
 - 11 sockets with hexagon No 40: 5; 5.5; 6; 7; 8; 9; 10; 11; 12; 13; 14 mm
 - 3 screwdriver sockets  No 41K: 0.6 x 3.5; 1.0 x 5.5; 1.2 x 8 mm
 - 5 INHEX sockets No 44K: 3; 4; 5; 6; 8 mm
 - 4 screwdriver sockets  No 44P: PH1; PH2; PH3; PH4
 - 1 ratchet No 415
 - 2 extensions No 405/2 (54 mm), No 405/6 (150 mm)
 - 1 universal joint No 407
 - 1 drive handle No 400
 - 1 T-handle No 404



Code	 g
9601 11 36	998

40/23/6QR Socket set 1/4"
QR

● in sturdy, stackable ABS plastic case

Content 29 pieces:

- 11 sockets with hexagon No 40: 5; 5.5; 6; 7; 8; 9; 10; 11; 12; 13; 14 mm
- 3 screwdriver sockets \ominus No 41K: 0.6 x 3.5; 1.0 x 5.5; 1.2 x 8 mm
- 5 INHEX sockets No 44K: 3; 4; 5; 6; 8 mm
- 4 screwdriver sockets \oplus No 44P: PH1; PH2; PH3; PH4
- 1 ratchet No 415QR N
- 2 extensions No 405QR/2 (54 mm), No 405QR/6 (150 mm)
- 1 universal joint No 407QR
- 1 drive handle No 400QR
- 1 T-handle No 404QR



Code		g
96011137		998

40/24/6QR Socket set 1/4"
QR

● in sturdy, stackable ABS plastic case

Content 30 pieces:

- 12 sockets with hexagon No 40: 4; 5; 5.5; 6; 7; 8; 9; 10; 11; 12; 13; 14 mm
- 3 screwdriver sockets \ominus No 41K: 0.6 x 3.5; 1.0 x 5.5; 1.2 x 8 mm
- 5 INHEX sockets No 44K: 3; 4; 5; 6; 8 mm
- 2 screwdriver sockets \oplus No 44P: PH1; PH2
- 2 screwdriver sockets \oplus No 44PZ: PZ1; PZ2
- 1 ratchet No 415QR N
- 2 extensions No 405QR/2 (54 mm), No 405QR/6 (150 mm)
- 1 universal joint No 407QR
- 1 drive handle No 400QR
- 1 T-handle No 404QR



Code		g
96011182		1018

6,3
1/4"

DIN
3120

ISO
1174-1

3
40D/23/6 Socket set 1/4"

● in sturdy, stackable ABS plastic case

Content 29 pieces:

- 11 sockets with bi-hexagon No 40D: 5; 5.5; 6; 7; 8; 9; 10; 11; 12; 13; 14 mm
- 3 screwdriver sockets \ominus No 41K: 0.6 x 3.5; 1.0 x 5.5; 1.2 x 8 mm
- 5 INHEX sockets No 44K: 3; 4; 5; 6; 8 mm
- 4 screwdriver sockets \oplus No 44P: PH1; PH2; PH3; PH4
- 1 ratchet No 415
- 2 extensions No 405/2 (54 mm), No 405/6 (150 mm)
- 1 universal joint No 407
- 1 drive handle No 400
- 1 T-handle No 404




Code		g
96011306		998

40ma/25/8 Socket set 1/4"

● in sturdy, stackable ABS plastic case

Content 33 pieces:

- 25 sockets with hexagon
 - No 40: 3.2; 3.5; 4; 4.5; 5; 5.5; 6; 7; 8; 9; 10; 11; 12; 13; 14 mm
 - No 40a: 3/16; 7/32; 1/4; 9/32; 5/16; 11/32; 3/8; 7/16; 1/2; 9/16"
- 1 ratchet No 415
- 2 extensions No 405/2 (54 mm), No 405/6 (150 mm)
- 1 extension, flexible No 406 (152 mm)
- 1 universal joint No 407
- 1 drive handle No 400
- 1 flexible handle No 403
- 1 T-handle No 404



Code		g
96011162		1316

40/24/6 Socket set 1/4"

● in sturdy, stackable ABS plastic case

Content 30 pieces:

- 12 sockets with hexagon No 40: 4; 5; 5.5; 6; 7; 8; 9; 10; 11; 12; 13; 14 mm
- 3 screwdriver sockets \ominus No 41K: 0.6 x 3.5; 1.0 x 5.5; 1.2 x 8 mm
- 5 INHEX sockets No 44K: 3; 4; 5; 6; 8 mm
- 2 screwdriver sockets \oplus No 44P: PH1; PH2
- 2 screwdriver sockets \oplus No 44PZ: PZ1; PZ2
- 1 ratchet No 415
- 2 extensions No 405/2 (54 mm), No 405/6 (150 mm)
- 1 universal joint No 407
- 1 drive handle No 400
- 1 T-handle No 404




Code		g
96011138		998

40ma/25/8QR Socket set 1/4"
QR

● in sturdy, stackable ABS plastic case

Content 33 pieces:

- 25 sockets with hexagon
 - No 40: 3.2; 3.5; 4; 4.5; 5; 5.5; 6; 7; 8; 9; 10; 11; 12; 13; 14 mm
 - No 40a: 3/16; 7/32; 1/4; 9/32; 5/16; 11/32; 3/8; 7/16; 1/2; 9/16"
- 1 ratchet No 415QR N
- 2 extensions No 405QR/2 (54 mm), No 405QR/6 (150 mm)
- 1 extension, flexible No 406 (152 mm)
- 1 universal joint No 407QR
- 1 drive handle No 400QR
- 1 flexible handle No 403
- 1 T-handle No 404QR



Code		g
96010107		1324

6.3
1/4"

DIN
3120

ISO
1174-1

40/44/17/5 Socket set 1/4"

- in sturdy, stackable ABS plastic case
- Content 22 pieces:
 - 13 sockets with hexagon No 40: 3.5; 4; 4.5; 5; 5.5; 6; 7; 8; 9; 10; 11; 12; 13 mm
 - 4 INHEX sockets No 44: 3; 4; 5; 6 mm
 - 1 ratchet No 415
 - 1 extension No 405/6 (150 mm)
 - 1 universal joint No 407
 - 1 drive handle No 400
 - 1 T-handle No 404



Code	g
96011113	896

40/44/17/5QR Socket set 1/4"


- in sturdy, stackable ABS plastic case
- Content 22 pieces:
 - 13 sockets with hexagon No 40: 3.5; 4; 4.5; 5; 5.5; 6; 7; 8; 9; 10; 11; 12; 13 mm
 - 4 INHEX sockets No 44: 3; 4; 5; 6 mm
 - 1 ratchet 415QR N
 - 1 extension No 405QR/6 (150 mm)
 - 1 universal joint No 407QR
 - 1 drive handle 400QR
 - 1 T-handle No 404QR



Code	g
96011181	914

40/45/36/12 Socket set 1/4"; 3/8"

- in sturdy, stackable ABS plastic case
- Content 48 pieces:
 - 12 sockets with bi-hexagon No 45: 10; 11; 12; 13; 14; 15; 16; 17; 18; 19; 21; 22 mm
 - 8 sockets with hexagon No 40: 4; 4.5; 5; 5.5; 6; 7; 8; 9 mm
 - 1 socket with bi-hexagon, long, with rubber insert No 4600: 16 mm - 5/8"
 - 3 bits ⊕ 1221: PH1; 1222: PH2; 1223: PH3
 - 1 bit ⊕ PZ1222: PZ2
 - 6 bits ⊖ 1160: 0.5 x 3 mm; 1162: 0.6 x 3.5 mm; 1164: 0.8 x 4 mm; 1166: 1.0 x 5.5 mm; 1166/1: 1.2 x 6.5 mm; 1168: 1.6 x 8 mm
 - 5 bits ● 1300: 3 mm; 1301: 4 mm; 1302: 5 mm; 1303: 6 mm; 1304: 8 mm
 - 2 ratchets No 415, No 435
 - 3 extensions No 427/3 (76 mm), No 405/6 (150 mm), No 427/10 (240 mm)
 - 2 universal joints No 407, No 428
 - 1 drive handle No 400
 - 1 T-handle No 425
 - 2 bit-holder No 412, No 442
 - 1 reducing adaptor No 431



Code	g
96012047	2712

40/52/27/11 Socket set 1/4"; 1/2"

- in sturdy, stackable ABS plastic case
- Content 38 pieces:
 - 9 sockets with hexagon No 40: 4; 5; 5.5; 6; 7; 8; 9; 10; 11 mm
 - 10 sockets with hexagon No 52: 13; 16; 17; 18; 19; 21; 22; 24; 27; 30 mm
 - 3 INHEX sockets No 44: 3; 4; 5 mm
 - 5 INHEX sockets No 54: 6; 8; 10; 12; 14 mm
 - 2 ratchets No 415, No 512
 - 4 extensions No 405/2 (54 mm), No 509/5 (130 mm), No 405/6 (150 mm), No 509/10 (255 mm)
 - 2 universal joints No 407, No 510
 - 1 drive handle No 400
 - 2 T-handles No 404, No 506



Code	g
96011160	4915

40/20/4QR SCI Socket set 1/4"

- in softcase with foam inlay
- Content 24 pieces:
 - 10 sockets with hexagon No 40: 5; 5.5; 6; 7; 8; 9; 10; 11; 12; 13 mm
 - 2 bits ⊕ 1221: PH1; 1222: PH2
 - 3 bits ● 1301: 4 mm; 1302: 5 mm; 1303: 6 mm
 - 5 bits ● 1414: T10; 1415: T15; 1416: T20; 1417: T25; 1419: T30
 - 1 ratchet No 415QR N
 - 2 extensions No 405QR/2 (54 mm), No 405QR/6 (150 mm)
 - 1 bit-holder No 412



Code	g
96010127	605

88TX Socket set TORX® 1/4"

- in sturdy, stackable ABS plastic case
- Content 36 pieces:
 - 10 sockets with hexagon No 40: sizes 5; 5.5; 6; 7; 8; 9; 10; 11; 12; 13 mm
 - 6 sockets for external TORX® screws No 40TX: sizes E4; E5; E6; E7; E8; E10
 - 5 INHEX sockets No 44K: sizes 3; 4; 5; 6; 8 mm
 - 9 screwdriver sockets for internal TORX® screws No 44KTX: sizes T8; T9; T10; T15; T20; T25; T27; T30; T40
 - 1 ratchet No 415
 - 2 extensions No 405/2 (54 mm), No 405/6 (150 mm)
 - 1 universal joint No 407
 - 1 drive handle No 400
 - 1 T-handle No 404



Code	g
98819801	1190

86TX Socket set TORX® 1/4; 1/2" □

- in sturdy, stackable ABS plastic case

Content 63 pieces:

- 9 sockets with hexagon No 40: 4; 5; 5.5; 6; 7; 8; 9; 10; 11 mm
- 10 sockets with hexagon No 52: 13; 16; 17; 18; 19; 21; 22; 24; 27; 30 mm
- 5 sockets for external TORX® screws No 40TX: sizes E4; E5; E6; E7; E8
- 7 sockets for external TORX® screws No 50TX: sizes E10; E12; E14; E16; E18; E20; E24
- 3 INHEX sockets No 44: 3; 4; 5 mm
- 5 INHEX sockets No 54: 6; 8; 10; 12; 14 mm
- 6 screwdriver sockets for internal TORX® screws No 44KTX: sizes T8; T9; T10; T15; T20; T25
- 7 screwdriver sockets for internal TORX® screws No 54TX: sizes T27; T30; T40; T45; T50; T55; T60
- 2 ratchets No 415, No 512
- 4 extensions No 405/2 (54 mm), No 509/5 (130 mm), No 405/6 (150 mm), No 509/10 (255 mm)
- 2 universal joints No 407, No 510
- 1 drive handle No 400
- 2 T-handles No 404, No 506




Code	g
96013702	6500

89TX Socket set TORX® 1/4; 3/8; 1/2" □

- in sturdy, stackable ABS plastic case

Content 35 pieces:

- 3 sockets for external TORX® screws No 40TX: sizes E4; E5; E6
- 2 screwdriver sockets for internal TORX® screws No 44KTX: sizes T8; T9
- 4 sockets for external TORX® screws No 45TX: sizes E7; E8; E10; E12
- 5 screwdriver sockets for internal TORX® screws No 49TX: sizes T10; T15; T20; T25; T27
- 6 sockets for external TORX® screws No 50TX: sizes E11; E14; E16; E18; E20; E24
- 6 screwdriver sockets for internal TORX® screws No 54TX: sizes T30; T40; T45; T50; T55; T60
- 7 bits 1440: T10; 1441: T15; 1442: T20; 1443: T25; 1444: T27; 1445: T30; 1446: T40
- 1 bit-holder No 442
- 1 TORX® controller: sizes E6; E7; E8; E10; E12; E14; E16; T10; T15; T20; T25; T27; T30; T40; T45; T47; T50; T55; T60



Code	g
98811908	2420

40TX/44KTX/15/6 Socket set TORX® 1/4" □

- in sturdy, stackable ABS plastic case

Content 21 pieces:

- 6 sockets for external TORX® screws No 40TX: sizes E4; E5; E6; E7; E8; E10
- 9 screwdriver sockets for internal TORX® screws No 44KTX: sizes T8; T9; T10; T15; T20; T25; T27; T30; T40
- 1 ratchet No 415
- 2 extensions No 405/2 (54 mm), No 405/6 (150 mm)
- 1 universal joint No 407
- 1 drive handle No 400
- 1 T-handle No 404




Code	g
96013701	850

40a/9/4 Socket set 1/4" □

- in sturdy, stackable ABS plastic case

Content 13 pieces:

- 9 sockets with hexagon No 40a: 3/16; 7/32; 1/4; 9/32; 5/16; 11/32; 3/8; 7/16; 1/2"
- 1 ratchet No 415
- 2 extensions No 405/2 (54 mm), No 405/6 (150 mm)
- 1 universal joint No 407




Code	g
96015107	702

40aD/9/4 Socket set 1/4" □

- in sturdy, stackable ABS plastic case

Content 13 pieces:

- 9 sockets with bi-hexagon No 40aD: 3/16; 7/32; 1/4; 9/32; 5/16; 11/32; 3/8; 7/16; 1/2"
- 1 ratchet No 415
- 2 extensions No 405/2 (54 mm), No 405/6 (150 mm)
- 1 universal joint No 407



Code	g
96016302	700

6,3
1/4"

DIN
3120

ISO
1174-1

3

Socket sets and sockets

6,3
1/4"

DIN
3120

ISO
1174-1

40aD/12/7QR Socket set 1/4"

QR

• in sturdy, stackable ABS plastic case

Content 19 pieces:

- 1 socket with hexagon No 40a: 1/8"
- 11 sockets with bi-hexagon No 40aD: 5/32, 3/16, 7/32, 1/4, 9/32, 5/16, 11/32, 3/8, 7/16, 1/2, 9/16"
- 1 ratchet No 415SG-QR
- 3 extensions No 405QR/2 (2x) (54 mm), No 405QR/6 (150 mm)
- 1 universal joint No 407QR
- 1 drive handle No 400QR
- 1 bit-holder No 412



Code	⚖ g
96015208	872


40aD/30/7QR Socket set 1/4"

QR

• in sturdy, stackable ABS plastic case

Content 37 pieces:

- 1 socket with hexagon No 40a: size 1/8"
- 11 sockets with bi-hexagon No 40aD: 5/32, 3/16, 7/32, 1/4, 9/32, 5/16, 11/32, 3/8, 7/16, 1/2, 9/16"
- 11 sockets with bi-hexagon, long No 40aDL: 5/32, 3/16, 7/32, 1/4, 9/32, 5/16, 11/32, 3/8, 7/16, 1/2, 9/16"
- 7 UNIFLEX sockets with bi-hexagon No 402a: 1/4, 9/32, 5/16, 11/32, 3/8, 7/16, 1/2"
- 1 ratchet No 415SG-QR
- 3 extensions No 405/2QR (2x) (54 mm), No 405/6QR (150 mm)
- 1 universal joint No 407QR
- 1 drive handle No 400QR
- 1 bit-holder No 412



Code	⚖ g
96015205	1920










ES 1/4" + 10760CV



- 175 x 350 x 41 mm
- 27 pieces



Code	⚖ g
96838110	1035


No	Content
 40	1/4" ○ 5.5; 6; 7; 8; 9; 10; 11; 12; 13; 14 mm
 400	1/4" ■ 150 mm
 404	1/4" ■ 116 mm
 405/2	1/4" ■ ○ 54 mm
 405/6	1/4" ■ ○ 150 mm
 407	1/4" ■ ○ 38 mm
 412	1/4" ○ ○
 415	1/4" ■
 10760CV	1.5; 2; 2.5; 3; 4; 5; 6; 8; 10; 12 mm

TCS 1/4" + 10760CV












TCS

- 175 x 350 x 43 mm
- 27 pieces



Code	⚖ g
96838176	987

No	Content
 40	1/4" ○ 5.5; 6; 7; 8; 9; 10; 11; 12; 13; 14 mm
 400	1/4" ■ 150 mm
 404	1/4" ■ 116 mm
 405/2	1/4" ■ ○ 54 mm
 405/6	1/4" ■ ○ 150 mm
 407	1/4" ■ ○ 38 mm
 412	1/4" ○ ○
 415	1/4" ■
 10760CV	1.5; 2; 2.5; 3; 4; 5; 6; 8; 10; 12 mm

TCS 1/4" + 10760CV QR












QR


TCS

- 175 x 350 x 43 mm
- 27 pieces



Code	⚖ g
96830364	987

No	Content
 40	1/4" ○ 5.5; 6; 7; 8; 9; 10; 11; 12; 13; 14 mm
 400QR	1/4" ■ 150 mm
 404QR	1/4" ■ 116 mm
 405QR/2	1/4" ■ ○ 54 mm
 405QR/6	1/4" ■ ○ 150 mm
 407QR	1/4" ■ ○ 38 mm
 412	1/4" ○ ○
 415QR N	1/4" ■
 10760 CV	1.5; 2; 2.5; 3; 4; 5; 6; 8; 10; 12 mm

TCS 40/41/44/8


● 175 x 350 x 45 mm
● 33 pieces

Code	g
96830217	715

No	Content
40	1/4" ○ 5; 5.5; 6; 7; 8; 9; 10; 11; 12; 13; 14 mm
41K	1/4" ○ ⊖ 0.6 x 3.5; 1.0 x 5.5; 1.2 x 8 mm
44K	1/4" ○ ● 3; 4; 5; 6; 8 mm
44P	1/4" ○ ⊕ PH1; PH2; PH3; PH4
PZ1221	1/4" ○ ⊕ PZ1
PZ1222	1/4" ○ ⊕ PZ2
400	1/4" ■ 150 mm
404	1/4" ■ 116 mm
405/2	1/4" ■ ○ 54 mm
405/6	1/4" ■ ○ 150 mm
407	1/4" ■ ○ 38 mm
409	3/8" ■ 1/4" ○
412	1/4" ○ ○
415	1/4" ■

TCS 40/35/9


● 175 x 350 x 40 mm
● 44 pieces

Code	g
96830601	1045

No	Content
40	1/4" ○ 5; 5.5; 6; 7; 8; 9; 10; 11; 12; 13; 14 mm
40L	1/4" ○ 4; 4.5; 5; 5.5; 6; 7; 8; 9; 10; 11; 12; 13 mm
41K	1/4" ○ ⊖ 0.6 x 3.5; 1.0 x 5.5; 1.2 x 8 mm
44K	1/4" ○ ● 3; 4; 5; 6; 8 mm
44P	1/4" ○ ⊕ PH1; PH2; PH3; PH4
400	1/4" ■ 150 mm
404	1/4" ■ 116 mm
405/2	1/4" ■ ○ 54 mm
405/4	1/4" ■ ○ 100 mm
405/6	1/4" ■ ○ 150 mm
407	1/4" ■ ○ 38 mm
409	3/8" ■ 1/4" ○
412	1/4" ○ ○
415	1/4" ■

6,3
1/4"

DIN
3120

ISO
1174-1

3

TCS 40/41/44/8QR


● 175 x 350 x 45 mm
● 33 pieces

Code	g
96830365	715

No	Content
40	1/4" ○ 5; 5.5; 6; 7; 8; 9; 10; 11; 12; 13; 14 mm
41K	1/4" ○ ⊖ 0.6 x 3.5; 1.0 x 5.5; 1.2 x 8 mm
44K	1/4" ○ ● 3; 4; 5; 6; 8 mm
44P	1/4" ○ ⊕ PH1; PH2; PH3; PH4
PZ1221	1/4" ○ ⊕ PZ1
PZ1222	1/4" ○ ⊕ PZ2
400QR	1/4" ■ 150 mm
404QR	1/4" ■ 116 mm
405QR/2	1/4" ■ ○ 54 mm
405QR/6	1/4" ■ ○ 150 mm
407QR	1/4" ■ ○ 38 mm
409	3/8" ■ 1/4" ○
412	1/4" ○ ○
415QR N	1/4" ■

TCS 40/35/9QR


● 175 x 350 x 40 mm
● 44 pieces

Code	g
96830366	1045

No	Content
40	1/4" ○ 5; 5.5; 6; 7; 8; 9; 10; 11; 12; 13; 14 mm
40L	1/4" ○ 4; 4.5; 5; 5.5; 6; 7; 8; 9; 10; 11; 12; 13 mm
41K	1/4" ○ ⊖ 0.6 x 3.5; 1.0 x 5.5; 1.2 x 8 mm
44K	1/4" ○ ● 3; 4; 5; 6; 8 mm
44P	1/4" ○ ⊕ PH1; PH2; PH3; PH4
400QR	1/4" ■ 150 mm
404QR	1/4" ■ 116 mm
405QR/2	1/4" ■ ○ 54 mm
405QR/4	1/4" ■ ○ 100 mm
405QR/6	1/4" ■ ○ 150 mm
407QR	1/4" ■ ○ 38 mm
409	3/8" ■ 1/4" ○
412	1/4" ○ ○
415QR N	1/4" ■

Socket sets and sockets

10
3/8"

DIN
3120

ISO
1174-1

3

45 Sockets

AS HPQ

- DIN 3124/ISO 2725-1, ASME B 107.5M, E DIN EN 3709
- HPQ® high performance steel, chrome plated



Code	mm	d ₁ mm	d ₂ mm	d ₃ mm	L mm	t ₁ mm	t ₂ mm	g	
02010007	7	10.5	16.5	6	24	6	12.5	19	10
02010008	8	11.7	16.5	7	25	7	13.5	19	10
02010009	9	13	16.5	8	25	7	13.5	19	10
02010010	10	14.3	16.5	9	27	8.5	15.5	20	10
02010011	11	15.6	16.5	10	27	8.5	13.7	21	10
02010012	12	16.9	17.5	11	28	9.5	14.4	24	10
02010013	13	18	17.5	12	30	11.5	16.1	30	10
02010014	14	19.4	17.5	13	30	11.5	15.8	28	10
02010015	15	20.6	19	14	31	12.5	19.2	40	10
02010016	16	21.7	19	15	31	13.5	18.9	33	10
02010017	17	23	19	16	31	12.5	18.6	44	10
02010018	18	24.2	19	17	32	13.5	19.3	39	5
02010019	19	25.2	19	18	32	13.5	19	39	5
02010020	20	26.2	20	19	34	15.5	20.7	51	5
02010021	21	27.7	21	20	34	15.5	20.5	53	5
02010022	22	28.7	21	21	35	17	21.2	61	5
02010024	24	31.5	24	21	35	18	21.2	92	5

45a Sockets

AS HPQ

- ASME B 107.1, Fed. Spec. GGG-W-641, SAE AS 954-E (test loads)
- HPQ® high performance steel, chrome plated

Code	"	d ₁ mm	d ₂ mm	d ₃ mm	L mm	t ₁ mm	t ₂ mm	g	
02410016	1/4	9.7	16.5	5.2	24	6	12.5	18	10
02410020	5/16	11.7	16.5	7	25	7	13.5	19	10
02410022	11/32	12.5	16.5	8.1	25	7	13.5	19	10
02410024	3/8	13.7	16.5	8.4	27	8.5	15.5	20	10
02410028	7/16	15.7	16.5	10	28	9.5	15.1	20	10
02410032	1/2	18	17.5	11.5	30	11.5	16.5	24	10
02410034	9/16	20.2	19	13.1	31	12.7	16.8	28	10
02410035	19/32	20.6	19	14	31	13	19.2	36	5
02410036	5/8	21.7	19	15	31	13.5	18.9	31	5
02410038	11/16	23.4	19	16.3	32	14.7	19.5	34	5
02410040	3/4	25.2	19	18	32	15.9	19	41	5
02410042	13/16	27.2	20.5	19.4	34	16.5	20.5	52	5
02410044	7/8	28.7	22	21	35	18	21	59	5
02410046	15/16	31.5	24	22.6	35	18.5	20.7	95	5
02410048	1	33	25.5	24.2	35	18.5	20.2	97	5

456 Sockets

AS HPQ

- DIN 3124/ISO 2725-1, ASME B 107.5M, E DIN EN 3709 (test loads)
- HPQ® high performance steel, chrome plated



Code	mm	d ₁ mm	d ₂ mm	d ₃ mm	L mm	t ₁ mm	t ₂ mm	g	
02110007	7	10.5	16.5	6	24	6	12.5	19	10
02110008	8	11.7	16.5	7	25	7	13.5	19	10
02110009	9	13	16.5	8	25	7	13.5	20	10
02110010	10	14.3	16.5	9	27	8.5	15.5	20	10
02110011	11	15.6	16.5	10	27	8.5	13.7	21	10
02110012	12	16.9	17.5	11	28	9.5	14.4	24	10
02110013	13	18	17.5	12	30	11.5	16.1	25	10
02110014	14	19.4	17.5	13	30	11.5	15.8	29	10
02110015	15	20.6	19	14	31	12.5	19.2	30	10
02110016	16	21.7	19	15	31	13.5	18.9	34	10
02110017	17	23	19	16	31	12.5	18.6	45	10
02110018	18	24.2	19	17	32	13.5	19.3	42	10
02110019	19	25.2	19.6	18	32	13.5	19	43	10
02110020	20	26.2	20.5	19	34	15.5	20.7	53	10
02110021	21	27.7	21.8	20	34	15.5	20.5	59	10
02110022	22	28.7	21	21	35	17	21.2	59	10

460a Sockets

AS HPQ

- SAE AS 954-E, S.B.A.C. AS 40610/40611, ASME B 107.1
- HPQ® high performance steel, chrome plated



Code	"	d ₁ mm	d ₂ mm	d ₃ mm	L mm	t ₁ mm	t ₂ mm	g	
02620016	1/4	9.9	16.5	5.2	32	7	20.5	21	5
02620020	5/16	11.5	16.5	7	32	8.5	20.5	22	5
02620024	3/8	13.7	16.5	8.5	38	9	26.5	29	5
02620028	7/16	15.7	16.5	10	38	11	24.5	33	5
02620032	1/2	17.5	17.8	11.5	44	12	30	44	5

STAWILLE
High Performance Quality.

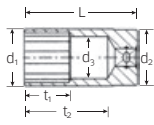


High Performance Quality (HPQ®) high-performance steel - extremely resilient, yet thin-walled and ideal for working in confined spaces.

46 Sockets



- extra deep
- DIN 3124/ISO 2725-1, E DIN EN 3710, E DIN EN 3709, ASME B 107.5M
- HPQ® high performance steel, chrome plated



Code	mm/"	d ₁ mm	d ₂ mm	d ₃ mm	L mm	t ₁ mm	t ₂ mm	g	
02020008	8	11.7	16.5	7	54	9	42.5	36	10
02020010	10	14.3	16.5	9	54	20	42.5	41	10
02020011	11	15.6	16.5	10	54	20	40.7	51	10
02020012	12	16.9	17.5	11	54	20	40.4	57	10
02020013	13	18	17.5	12	54	20	40.1	61	10
02020014	14	19.4	17.5	13	60	25	45.8	75	10
02020015	15	20.6	19	14	60	25	48.2	85	10
02020016	16	21.7	19.5	15	60	25	47.9	81	10
02020017	17	23	21	16	65	30	52.6	97	10
02020018	18	24.2	22	17	65	30	52.3	121	10
02020019	19	25.2	23	18	65	30	52	112	10
02020208	20.8-13/16 ¹⁾	27.2	25	-	65	18	-	151	10
02020021	21	27.7	25.5	20	65	30	51.5	137	5
02020022	22	28.7	26.5	21	65	30	51.2	178	5

¹⁾ with rubber insert for spark plugs

46a Sockets



- extra deep
- ASME B 107.1, Fed. Spec. GGG-W-641, SAE AS 954-E
- HPQ® high performance steel, chrome plated

Code	mm/"	d ₁ mm	d ₂ mm	d ₃ mm	L mm	t ₁ mm	t ₂ mm	g	
02420016	1/4	9.7	16.5	5.2	54	9	42.5	33	5
02420020	5/16	11.7	16.5	7	54	9	42.5	35	5
02420022	11/32	12.5	16.5	8.1	54	9	42.5	186	5
02420024	3/8	13.7	16.5	8.4	54	20	42.5	45	5
02420028	7/16	15.7	16.5	10	54	20	40.7	53	5
02420032	1/2	18	17.5	11.5	54	20	40.2	64	5
02420034	9/16	20.2	19	13.1	60	25	45.8	80	5
02420035	19/32	20.6	19	14	60	25	48.2	84	5
02420036	5/8	21.7	19.5	15	60	25	47.9	81	5
02420038	11/16	23.4	21.5	16.3	65	30	52.5	114	5
02420040	3/4	25.2	23	18	65	30	52	137	5
02420042	13/16	27.2	25	19.4	65	30	51.6	130	5
02420044	7/8	28.7	26.5	21	65	30	51.2	184	5
02420046	15/16	31.5	29	22.6	65	30	50.7	195	5
02420048	1	33	31	24.2	65	30	50.2	205	5

5100 Rubber insert

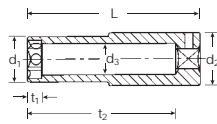
- for 20.8 mm (No 46; 51; 51S)

Code	g	
09010001	6	5

3466 Spark plug socket



- extra deep
- with magnet
- HPQ® high performance steel, chrome plated

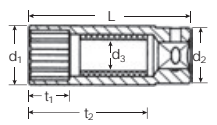


Code	mm/"	d ₁ mm	d ₂ mm	d ₃ mm	L mm	t ₁ mm	t ₂ mm	g	
02140036	16-5/8	21.8	25.5	15	85	7	72.9	180	5

4600 Spark plug socket



- extra deep
- with rubber insert
- HPQ® high performance steel, chrome plated

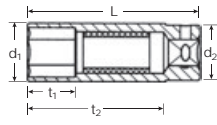


Code	mm/"	d ₁ mm	d ₂ mm	L mm	t ₁ mm	t ₂ mm	g	
02120036	16-5/8	21.7	19.5	60	15	47.8	84	10

4606 Spark plug socket



- extra deep
- with rubber insert
- HPQ® high performance steel, chrome plated



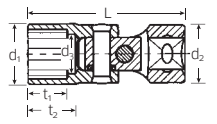
Code	mm/"	d ₁ mm	d ₂ mm	L mm	t ₁ mm	t ₂ mm	g	
02130018	18-11/16	24.2	22	65	18	52.8	132	10

assembly of spark plugs on motorcycles, mopeds

47 UNIFLEX sockets



- HPQ® high performance steel, chrome plated



Code	mm	d ₁ mm	d ₂ mm	d ₃ mm	L mm	t ₁ mm	t ₂ mm	g	
02040010	10	14.3	17.5	9	45.5	7	12	51	1
02040011	11	15.6	17.5	10	47.5	11	14	55	1
02040012	12	16.9	17.5	11	48	11	14.5	54	1
02040013	13	18.3	17.5	12	48	12	14.5	53	1
02040014	14	19.4	17.5	13	48.5	13	14.5	55	1
02040015	15	20.6	17.5	14	48.5	13	14.5	56	1
02040016	16	21.8	17.5	15	51.5	14	17	58	1
02040017	17	23	17.5	16	53.5	15	18.5	65	1
02040018	18	24.2	17.5	17	54.5	16	18.5	61	1
02040019	19	25.5	17.5	18	57	16	21	68	1

10
3/8"

DIN
3120

ISO
1174-1

3

Socket sets and sockets

10
3/8"

DIN
3120

ISO
1174-1

47a UNIFLEX sockets

- SAE AS 954-E
- HPQ® high performance steel, chrome plated

Code	size	d ₁ mm	d ₂ mm	d ₃ mm	L mm	t ₁ mm	t ₂ mm	g	
02440020	5/16	11.7	17.5	7	45.5	7	12.5	50	1
02440024	3/8	13.7	17.5	8.5	45.5	7	12	50	1
02440028	7/16	15.8	17.5	10	47.5	11	14	50	1
02440032	1/2	18.3	17.5	11.5	47.5	11.5	14	57	1
02440034	9/16	19.7	17.5	13.1	48.5	13	14.5	55	1
02440036	5/8	21.6	17.5	15	51.5	14	17	59	1
02440038	11/16	23.5	17.5	16.3	53.5	16	18.5	58	1
02440040	3/4	25.5	17.5	18	57	16	21	67	1

45TX Sockets

- for external TORX® screws
- HPQ® high performance steel, chrome plated



Code	size	mm	d ₁ mm	d ₂ mm	d ₃ mm	L mm	t ₁ mm	t ₂ mm	g	
02270005	E5	4.7	7	16.5	2.8	28	5	16.5	23	10
02270006	E6	5.7	8	16.5	3.6	28	5.5	16.5	23	10
02270007	E7	6.2	9	16.5	3.8	28	6.5	16.5	24	10
02270008	E8	7.5	10.5	16.5	4.3	28	7	16.5	22	10
02270010	E10	9.4	13	16.5	5.6	28	8	16.5	27	10
02270012	E12	11.1	14.9	16.5	7.2	28	9.5	16.5	30	10
02270014	E14	12.9	16.5	17.3	8	28	10	16.5	34	10

45TX/7 Set sockets

- for external TORX® screws
- packed in carton
- Content 7 pieces:
E5; E6; E7; E8; E10; E12; E14



Code	g
96022702	219

47TX UNIFLEX sockets

- for external TORX® screws
- Chrome Alloy Steel, chrome plated



Code	size	mm	d ₁ mm	d ₂ mm	L mm	g	
02070008	E8	7.5	11.5	19	43	56	1
02070010	E10	9.4	13.8	19	44	61	1
02070012	E12	11.1	16	19	46	66	1
02070014	E14	12.9	17.8	19	48	75	1

45aSP Sockets

- for external Spline-Drive screws
- MS-33787, MIL-W-8982
- HPQ® high performance steel, chrome plated



Code	Spline size	"	d ₁ mm	d ₂ mm	d ₃ mm	L mm	t ₁ mm	t ₂ mm	g	
02011012	12	3/8	13.7	16.5	8.6	26.5	9	15	24	1
02011014	14	7/16	16	17.3	10.4	28	11	14.5	37	1
02011016	16	1/2	18	18.3	12.2	28	11.5	14	28	1

45aPSP Socket

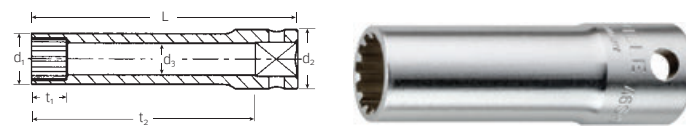
- for external Spline-Drive screws
- MS-33787, MIL-W-8982
- for disassembling jet engines, series CFM 56
- HPQ® high performance steel, gunmetal finish



Code	Spline size	"	d ₁ mm	d ₂ mm	d ₃ mm	L mm	t ₁ mm	t ₂ mm	g	
22410028	14	7/16	18.8	18.8	10.4	28	11	14.5	36	10

46aSP Sockets

- for external Spline-Drive screws
- extra deep
- bolt clearance
- MS-33787, MIL-W-8982
- HPQ® high performance steel, chrome plated



Code	Spline size	"	d ₁ mm	d ₂ mm	d ₃ mm	L mm	t ₂ mm	g	
02021012	12	3/8	13.7	16.5	8.6	54	42.5	52	1
02021014	14	7/16	16	17.3	10.4	54	42.5	63	1

45aP Socket

- ASME B 107.1, Fed. Spec. GGG-W-641, SAE AS 954-E (test loads)
- for disassembling jet engines, series CFM 56
- HPQ® high performance steel, gunmetal finish



Code	"	d ₁ mm	d ₂ mm	d ₃ mm	L mm	t ₁ mm	t ₂ mm	g	
02430020	5/16	11.9	16.5	8.1	25	7	13.5	19	10

49 INHEX sockets

- for socket head screws
- DIN 7422
- Chrome Alloy Steel, chrome plated



Code	mm	L ₁ mm	L ₂ mm	d mm	g	5
02050003	3	52	20	17.8	38	5
02050004	4	52	20	17.8	40	5
02050005	5	52	20	17.8	44	5
02050006	6	52	20	17.8	46	5
02050007	7	52	20	17.8	51	5
02050008	8	52	20	17.8	55	5
02050010	10	52	20	17.8	62	5

49a INHEX sockets

- for socket head screws
- DIN 7422
- Chrome Alloy Steel, chrome plated

Code	"	L ₁ mm	L ₂ mm	d mm	g	5
02450008	1/8	52	20	17.8	39	5
02450009	9/64	52	20	17.8	40	5
02450010	5/32	52	20	17.8	40	5
02450012	3/16	52	20	17.8	44	5
02450014	7/32	52	20	17.8	46	5
02450016	1/4	52	20	17.8	48	5
02450020	5/16	52	20	17.8	55	5
02450024	3/8	52	20	17.8	61	5

2049 INHEX sockets

- for socket head screws
- extra long
- DIN 7422
- Chrome Alloy Steel, chrome plated



Code	mm	L ₁ mm	L ₂ mm	d mm	g	5
02151004	4	100	68	17.8	45	5
02151005	5	100	68	17.8	50	5
02151006	6	100	68	17.8	50	5
02151208	8	120	88	17.8	85	5
02151210	10	120	88	17.8	106	5

1049/3049 INHEX sockets

- for socket head screws
- DIN 7422
- special lengths
- Chrome Alloy Steel, chrome plated



Code	No	mm	L ₁ mm	L ₂ mm	d mm	g	5
02151007	1049/7	7	100	68	17.8	66	5
02152408	3049/8	8	24	6.5	19	28	5
02151009	1049/9 ¹⁾	9	57	25	17.8	62	5

¹⁾ for brake calliper retainers on BMW and MINI

49TX Screwdriver sockets

- for inside TORX® screws
- Chrome Alloy Steel, chrome plated



Code	size	mm	L ₁ mm	L ₂ mm	d mm	g	5
02100009	T9	2.5	49	17	17.8	45	5
02100010	T10	2.7	49	17	17.8	45	5
02100015	T15	3.3	49	17	17.8	45	5
02100020	T20	3.8	49	17	17.8	46	5
02100025	T25	4.4	49	17	17.8	46	5
02100027	T27	5	49	17	17.8	46	5
02100030	T30	5.5	49	17	17.8	47	5
02100040	T40	6.6	49	17	17.8	48	5
02100045	T45	7.8	49	17	17.8	49	5

49TX/8 Set screwdriver sockets

- for inside TORX® screws
- packed in carton
- Content 8 pieces:
- No 49TX: T9; T10; T15; T20; T25; T27; T30; T40



Code	g
96021001	456

49X Screwdriver sockets

- for tri-square socket head screws (XZN®)
- DIN 2324
- Chrome Alloy Steel, chrome plated



Code	size	L ₁ mm	L ₂ mm	d mm	g	5
02060005	M5	52	20	17.8	45	5
02060006	M6	52	20	17.8	47	5
02060008	M8	52	20	17.8	56	5
02060010	M10	52	20	17.8	63	5

3049X Screwdriver sockets

- for tri-square socket head screws (XZN®)
- extra long
- DIN 2324
- Chrome Alloy Steel, chrome plated



Code	size	L ₁ mm	L ₂ mm	d mm	g	5
02261206	M6	120	88	17.8	72	1
02261208	M8	120	88	17.8	80	5
02261210	M10	120	88	17.8	106	5

10
3/8"

DIN
3120

ISO
1174-1

3

10
3/8"

DIN
3120

ISO
1174-1

45CL Clip strips

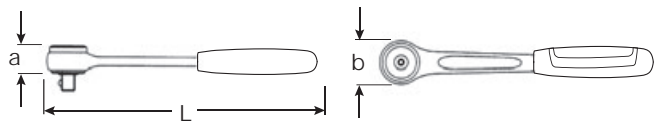
- for socket retention
- supplied without sockets



Code	size	L mm	Δ g
80450001	1	200	40
80450002	2	300	58

Drive tools and accessories

- 3/8" □
- finish: Chrome Alloy Steel, chrome plated



422 Ratchet, fine tooth

- reversible
- 60 teeth
- with 2-component handle
- for use in confined spaces, re-engages after movement of 6°
- DIN 3122/ISO 3315



Code	L mm	b mm	a mm	Δ g
1223 10 11	194	32	24	236

435 Ratchet

- reversible
- 30 teeth
- with 2-component handle
- DIN 3122/ISO 3315



Code	L mm	b mm	a mm	Δ g
1211 10 10	193	29	18	235

435QR QuickRelease ratchet

- reversible
- 30 teeth
- with QuickRelease safety lock
- with 2-component handle
- DIN 3122/ISO 3315



Code	L mm	b mm	a mm	Δ g
12110020	193	29	18	244

435QR N QuickRelease ratchet, fine tooth

- reversible
- 80 teeth
- with QuickRelease safety lock
- with 2-component handle
- for use in confined spaces, re-engages after movement of 4.5°
- construction without screws prevents foreign object damage
- DIN 3122/ISO 3315
- registered design



Code	L mm	b mm	a mm	Δ g
1211 10 20	193	30	15	235

435SG-QR N QuickRelease ratchet, fine tooth

- reversible
- 80 teeth
- with QuickRelease safety lock
- with steel handle
- for use in confined spaces, re-engages after movement of 4.5°
- construction without screws prevents foreign object damage
- DIN 3122/ISO 3315
- registered design



Code	L mm	b mm	a mm	Δ g
1211 10 30	193	30	15	272

452QR QuickRelease fine-tooth flexible-joint ratchet

- reversible
- 80 teeth
- with QuickRelease safety lock
- with 2-component handle
- handle may be raised or lowered by approx. 90°, lockable in following positions:
 - straight
 - 30° up
 - 60° up
 - 30° down
- release the lock by pressing the button in the handle
- for use in confined spaces, re-engages after movement of 4.5°
- construction without screws prevents foreign object damage
- DIN 3122/ISO3315
- registered design



Code	L mm	b mm	a mm	Δ g
1226 10 10	300	28.2	14.5	350

445 Ratchet adaptor

- reversible
- 20 teeth



Code	L mm	∅ mm	Δ g
12140000	43	30	135

435QR N/6 Set of wrenches

QR

- in sturdy, stackable ABS plastic case

Content 6 pieces:
 1 ratchet No 435QR N
 3 extensions
 No 427QR/3 (76 mm),
 No 427QR/6 (160 mm), No 427QR/10 (240 mm)
 1 universal joint No 428QR
 1 T-handle No 425QR



Code	g
96024010	1375

7350/5 Spare parts set for ratchet No 422

Content 7 pieces:
 1 pinion; 1 pawl; 1 switching disk; 1 spring; 3 screws

Code	g
59251005	85

4350 Spare parts set for ratchet No 435

Content 8 pieces:
 1 pinion; 1 pawl; 1 lever with pin; 1 ball; 2 compression springs; 2 screws

Code	g
19020000	50

4350QR Spare parts set for ratchet No 435QR

QR

Content 8 pieces:
 1 pinion; 1 pawl; 1 lever with pin; 1 ball; 2 compression springs; 2 screws

code	g
19020020	51

4350QR N Spare parts set for ratchets No 435QR N, 435SG-QR N, 452QR

QR

Content 9 pieces:
 1 pinion; 1 locking disc; 1 lever; 1 pin; 1 ball; 1 compression spring;
 2 circlips; 1 cover plate

code	g
19021020	48

421 Speeder brace

- working radius 85 mm
- DIN 3122/ISO 3315



Code	L mm	g	g
12100010	386.5	385	5

453QR QuickRelease speeder brace

QR

- with steel handle
- for greater axial power transmission, detachable palm head
- working radius 85 mm
- DIN 3122/ISO 3315
- with QuickRelease safety lock
- patent



Code	L mm	g	g
12100005	408	650	1

424 Flexible handle

- DIN 3122/ISO 3315
- with 2-component handle



Code	L mm	g	g
12061010	253.5	222	1

425 Sliding T-handle

- DIN 3122/ISO 3315



Code	L mm	g	g
12070000	165	130	5

425QR QuickRelease sliding T-handle

QR

- with QuickRelease safety lock
- patent



Code	L mm	g	g
12071000	165	148	1

427 Extensions

- DIN 3123/ISO 3316



Code	size	L mm	d mm	g	g
12010005	1.5	38	17	36	5
12010001	3	76	17	69	5
12010006	5	125	17	104	5
12010002	6	160	17	127	5
12010003	10	240	17	188	5
12010004	18	455	17	345	5

10
3/8"

DIN
3120

ISO
1174-1

3

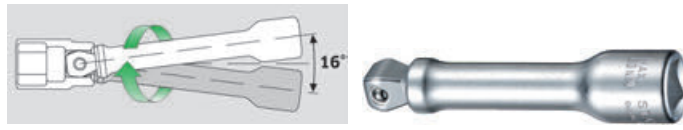
10
3/8"

DIN
3120

ISO
1174-1

427W Wobble-Drive extensions

- swivel angle 15° each side
- max. torque 80 N·m



Code	size	L mm	d mm	g	g
12010007	3	76	17	67	5
12010008	5	125	17	104	5
12010009	6	160	17	127	5

427QR QuickRelease extensions

- patent
- DIN 3123/ISO 3316



Code	size	L mm	d mm	g	g
12011001	3	76	17	66	1
12011002	6	160	17	127	1
12011003	10	240	17	185	1

433/1 Locking adaptor

- with hexagon key wrench No 10760aCV 1/8"



Code	L mm	d mm	g	g
96122701	52	18	57	1

434 Extension, flexible

- right hand rotation only
- maximum torque 7 N·m



Code	L mm	d mm	g	g
12040000	194	14	109	5

1225 Special extension

- offset



Code	L mm	d mm	g	g
12250001	150	17	128	5

13220 Special extension

- for removing boroscope plugs
- with boroscope plug locking
- external hexagon 16 mm



Code	L mm	g	g
12270020	355	330	1

428 Universal joint

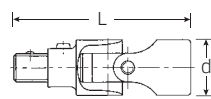
- DIN 3123/ISO 3316



Code	L mm	d mm	g	g
12020000	46	18.8	55	5

428QR QuickRelease universal joint

- patent
- DIN 3123/ISO 3316
- with QuickRelease safety lock



Code	L mm	d mm	g	g
12021000	60	19	66	1

5513 Set of adaptors

- content 5 pieces:
- No 409, 1/4" socket x 3/8" plug
 - No 431, 3/8" socket x 1/4" plug
 - No 432, 3/8" socket x 1/2" plug
 - No 513, 1/2" socket x 3/8" plug
 - No 514, 1/2" socket x 3/4" plug



Code	g
96121003	648

431 Reducing adaptor

- 3/8" socket x 1/4" plug (10 x 6.3)
- maximum torque 62 N·m
- DIN 3123/ISO 3316
- HPQ® high performance steel



Code	L mm	d mm	g	g
12030001	28	17.2	26	5

432 Extending adaptor

- HPQ
- 3/8" socket x 1/2" plug (10 x 12.5)
- DIN 3123/ISO 3316
- HPQ® high performance steel



Code	L mm	d mm	$\frac{\Delta}{g}$	
12030003	31	17.2	36	5

409M/432M/514M/3 Set extending adaptors

- content 3 pieces:
- 1/4" socket x 3/8" plug
 - 3/8" socket x 1/2" plug
 - 1/2" socket x 3/4" plug



Code	$\frac{\Delta}{g}$
96121002	120

432M Extending adaptor

- 3/8" socket x 1/2" plug (10 x 12.5)



Code	L mm	\varnothing mm	$\frac{\Delta}{g}$	
12030010	16	32	22	1

442 Bit holder

- \varnothing 1/4" inside hexagon
- DIN 3126/ISO 1173 D 6.3
- internal hex drive with a collar-thrust spring
- bits are easy to insert, lock securely in position and can be removed just as easily; even hex bits with a wide groove (Type E, DIN 3126/ISO 1173)



Code	L mm	d mm	$\frac{\Delta}{g}$	
12180026	32	16.5	30	5

443 Bit holder

- \varnothing 5/16" inside hexagon
- DIN 3126/ISO 1173 D 8
- internal hex drive with a collar-thrust spring
- bits are easy to insert, lock securely in position and can be removed just as easily; even hex bits with a wide groove (Type E, DIN 3126/ISO 1173)



Code	L mm	d mm	$\frac{\Delta}{g}$	
12180030	32	16.5	39	5

45/11/4 Socket set 3/8"

- in sturdy, stackable ABS plastic case
- Content 15 pieces:
- 11 sockets with bi-hexagon No 45: 8; 10; 11; 12; 13; 14; 15; 16; 17; 18; 19 mm
 - 1 ratchet No 435
 - 2 extensions No 427/3 (76 mm), No 427/10 (240 mm)
 - 1 universal joint No 428



Code	$\frac{\Delta}{g}$
96021109	1444

456/11/4 Socket set 3/8"

- in sturdy, stackable ABS plastic case
- Content 15 pieces:
- 11 sockets with hexagon No 456: 8; 10; 11; 12; 13; 14; 15; 16; 17; 18; 19 mm
 - 1 ratchet No 435
 - 2 extensions No 427/3 (76 mm), No 427/10 (240 mm)
 - 1 universal joint No 428



Code	$\frac{\Delta}{g}$
96022133	1458

45/14/5i Socket set 3/8"

- in sturdy, stackable ABS plastic case
- Content 19 pieces:
- 14 sockets with bi-hexagon No 45: sizes 8; 9; 10; 11; 12; 13; 14; 15; 16; 17; 18; 19; 21; 22 mm
 - 1 ratchet No 435
 - 2 extensions No 427/3 (76 mm), No 427/10 (240 mm)
 - 1 T-handle No 425
 - 1 universal joint No 428



Code	$\frac{\Delta}{g}$
96024132	1678

456/14/5i Socket set 3/8"

- in sturdy, stackable ABS plastic case
- Content 19 pieces:
- 14 sockets with hexagon No 456: 8; 9; 10; 11; 12; 13; 14; 15; 16; 17; 18; 19; 21; 22 mm
 - 1 ratchet No 435
 - 2 extensions No 427/3 (76 mm), No 427/10 (240 mm)
 - 1 T-handle No 425
 - 1 universal joint No 428



Code	$\frac{\Delta}{g}$
96023132	1758

10
3/8"

DIN
3120

ISO
1174-1

3

10
3/8"

DIN
3120

ISO
1174-1

45/14/5iQR Socket set 3/8"

QR

in sturdy, stackable ABS plastic case

Content 19 pieces:

- 14 sockets with bi-hexagon No 45: 8; 9; 10; 11; 12; 13; 14; 15; 16; 17; 18; 19; 21; 22 mm
- 1 ratchet No 435QR N
- 2 extensions No 427QR/3 (76 mm), No 427QR/10 (240 mm)
- 1 T-handle No 425QR
- 1 universal joint No 428QR




Code	♻️ g
9602 11 80	1738

45/49/19/5 Socket set 3/8"

in sturdy, stackable ABS plastic case

Content 24 pieces:

- 11 sockets with bi-hexagon No 45: 8; 10; 11; 12; 13; 14; 15; 16; 17; 18; 19 mm
- 1 socket with bi-hexagon, long, with rubber insert No 4600: 16 mm - 5/8"
- 7 INHEX sockets No 49: 3; 4; 5; 6; 7; 8; 10 mm
- 1 ratchet No 435
- 2 extensions No 427/3 (76 mm), No 427/10 (240 mm)
- 1 T-handle No 425
- 1 universal joint No 428



Code	♻️ g
9602 12 23	2428

45/13/5 Socket set 3/8"

in sturdy, stackable ABS plastic case

Content 18 pieces:

- 12 sockets with bi-hexagon No 45: 8; 9; 10; 11; 12; 13; 14; 15; 16; 17; 18; 19 mm
- 1 socket with bi-hexagon, long, with rubber insert No 4600: 16 mm - 5/8"
- 1 ratchet No 435
- 2 extensions No 427/3 (76 mm), No 427/10 (240 mm)
- 1 T-handle No 425
- 1 universal joint No 428



Code	♻️ g
9602 12 34	1678

456/49/19/5 Socket set 3/8"

in sturdy, stackable ABS plastic case

Content 24 pieces:

- 11 sockets with hexagon No 456: 8; 10; 11; 12; 13; 14; 15; 16; 17; 18; 19 mm
- 1 socket with bi-hexagon, long, with rubber insert No 4600: 16 mm - 5/8"
- 7 INHEX sockets No 49: 3; 4; 5; 6; 7; 8; 10 mm
- 1 ratchet No 435
- 2 extensions No 427/3 (76 mm), No 427/10 (240 mm)
- 1 T-handle No 425
- 1 universal joint No 428




Code	♻️ g
9602 12 36	2456

456/13/5 Socket set 3/8"

in sturdy, stackable ABS plastic case

Content 18 pieces:

- 12 sockets with hexagon No 456: 8; 9; 10; 11; 12; 13; 14; 15; 16; 17; 18; 19 mm
- 1 socket with bi-hexagon, long, with rubber insert No 4600: 16 mm - 5/8"
- 1 ratchet No 435
- 2 extensions No 427/3 (76 mm), No 427/10 (240 mm)
- 1 T-handle No 425
- 1 universal joint No 428



Code	♻️ g
9602 12 02	1698

40/45/36/12 Socket set 1/4"; 3/8"

in sturdy, stackable ABS plastic case

Content 48 pieces:

- 12 sockets with bi-hexagon No 45: 10; 11; 12; 13; 14; 15; 16; 17; 18; 19; 21; 22 mm
- 8 sockets with hexagon No 40: 4; 4.5; 5; 5.5; 6; 7; 8; 9 mm
- 1 socket with bi-hexagon, long, with rubber insert No 4600: 16 mm - 5/8"
- 3 bits ⊕ 1221: PH1; 1222: PH2; 1223: PH3
- 1 bit ⊕ PZ1222: PZ2
- 6 bits ⊖ 1160: 0.5 x 3 mm; 1162: 0.6 x 3.5 mm; 1164: 0.8 x 4 mm; 1166: 1.0 x 5.5 mm; 1166/1: 1.2 x 6.5 mm; 1168: 1.6 x 8 mm
- 5 bits ● 1300: 3 mm; 1301: 4 mm; 1302: 5 mm; 1303: 6 mm; 1304: 8 mm
- 2 ratchets No 415, No 435
- 3 extensions No 427/3 (76 mm), No 405/6 (150 mm), No 427/10 (240 mm)
- 2 universal joints No 407, No 428
- 1 drive handle No 400
- 1 T-handle No 425
- 2 bit-holder No 412, No 442
- 1 reducing adaptor No 431



Code	♻️ g
9601 20 47	2712

89 Socket set 3/8"

● in sturdy, stackable ABS plastic case

Content 44 pieces:

15 sockets with bi-hexagon No 45:
7; 8; 9; 10; 11; 12; 13; 14; 15; 16;
17; 18; 19; 21; 22 mm

2 sockets with bi-hexagon, long,
with rubber insert
No 4600: 16 mm - 5/8",
No 46: 20.8 mm - 13/16"

7 INHEX sockets No 49: 3; 4; 5; 6; 7; 8; 10 mm

15 combination spanners No 13: 7; 8; 9; 10; 11; 12; 13; 14; 15; 16; 17;
18; 19; 21; 22 mm

1 ratchet No 435

2 extensions No 427/3 (76 mm), No 427/10 (240 mm)

1 T-handle No 425

1 universal joint No 428



Code	g
96023128	4710

45ma/28/5 Socket set 3/8"

● in sturdy, stackable ABS plastic case

Content 33 pieces:

28 sockets with bi-hexagon
-No 45: 7; 8; 9; 10; 11; 12; 13;
14; 15; 16; 17; 18; 19; 20; 21;
22 mm

-No 45a: 1/4; 5/16; 11/32; 3/8; 7/16; 1/2;
9/16; 5/8; 11/16; 3/4; 13/16; 7/8"

1 ratchet No 435

2 extensions No 427/3 (76 mm), No 427/10 (240 mm)

1 T-handle No 425

1 universal joint No 428



Code	g
96021122	2660

45ma/28/5QR Socket set 3/8"

QR

● in sturdy, stackable ABS plastic case

Content 33 pieces:

28 sockets with bi-hexagon
-No 45: 7; 8; 9; 10; 11; 12; 13;
14; 15; 16; 17; 18; 19; 20; 21;
22 mm

-No 45a: 1/4; 5/16; 11/32; 3/8; 7/16; 1/2; 9/16; 5/8; 11/16; 3/4; 13/16; 7/8"

1 ratchet No 435QR N

2 extensions No 427QR/3 (76 mm), No 427QR/10 (240 mm)

1 T-handle No 425QR

1 universal joint No 428QR



Code	g
96020107	2710

45/41/9 Socket set 3/8"

● in sturdy sheet steel case

Content 50 pieces:

11 sockets with bi-hexagon No 45:
8; 10; 11; 12; 13; 14; 15; 16; 17;
18; 19 mm

9 sockets with bi-hexagon, long,
No 46: 10; 11; 12; 13; 14; 15; 17;
18; 19 mm

2 sockets with bi-hexagon, long, with rubber insert No 4600:
size 16 mm - 5/8"; No 46: size 20.8 mm - 13/16"

10 UNIFLEX sockets with bi-hexagon No 47: sizes 10; 11; 12; 13; 14; 15;
16; 17; 18; 19 mm

5 INHEX sockets No 49: size 4; 5; 6; 8; 10 mm

4 bits 1231: PH1; 1232: PH2; 1233: PH3; 1234: PH4

1 ratchet No 435

2 extensions No 427/3 (76 mm), No 427/10 (240 mm)

1 flexible handle No 424

1 T-handle No 425

1 universal joint No 428

1 flexible extension No 434

1 bit-holder No 443



Code	g
96020108	6521

45TX/49TX/15/5 Socket set TORX® 3/8"

● in sturdy, stackable ABS plastic case

Content 20 pieces:

7 sockets for external TORX®
screws No 45TX: sizes E5; E6;
E7; E8; E10; E12; E14


8 screwdriver sockets for internal
TORX® screws No 49TX:
sizes T9; T10; T15; T20; T25; T27;
T30; T40

1 ratchet No 435

2 extensions No 427/5 (125 mm), No 427/10 (240 mm)

1 universal joint No 428

1 T-handle No 425



Code	g
96023703	2222

45/49/32/5TX Socket set 3/8"

● in sturdy, stackable ABS plastic case

Content 37 pieces:

11 sockets with bi-hexagon No 45:
8; 10; 11; 12; 13; 14; 15; 16; 17;
18; 19 mm

7 sockets for external TORX®
screws No 45TX: E5; E6; E7; E8;
E10; E12; E14

6 INHEX sockets No 49: 4; 5; 6; 7; 8; 10 mm


8 screwdriver sockets for internal TORX® screws No 49TX:
sizes T9; T10; T15; T20; T25; T27; T30; T40

1 ratchet No 435

2 extensions No 427/3 (76 mm), No 427/10 (240 mm)

1 T-handle No 425

1 universal joint No 428



Code	g
96022119	2860

10
3/8"

DIN
3120

ISO
1174-1

3

10
3/8"


DIN
3120

ISO
1174-1

3

89TX Socket set TORX® 1/4; 3/8; 1/2" □

- in sturdy, stackable ABS plastic case
- Content 35 pieces:
 - 3 sockets for external TORX® screws No 40TX: sizes E4; E5; E6
 - 2 screwdriver sockets for internal TORX® screws No 44KTX: sizes T8; T9
 - 4 sockets for external TORX® screws No 45TX: sizes E7; E8; E10; E12
 - 5 screwdriver sockets for internal TORX® screws No 49TX: sizes T10; T15; T20; T25; T27
 - 6 sockets for external TORX® screws No 50TX: sizes E11; E14; E16; E18; E20; E24
 - 6 screwdriver sockets for internal TORX® screws No 54TX: sizes T30; T40; T45; T50; T55; T60
 - 7 bits 1440: T10; 1441: T15; 1442: T20; 1443: T25; 1444: T27; 1445: T30; 1446: T40
 - 1 bit-holder No 442
 - 1 TORX® controller: sizes E6; E7; E8; E10; E12; E14; E16; T10; T15; T20; T25; T27; T30; T40; T45; T47; T50; T55; T60



Code	g
98811908	2420

45a/12/5 Socket set 3/8" □

- in sturdy, stackable ABS plastic case
- Content 17 pieces:
 - 11 sockets with bi-hexagon No 45a: 1/4; 5/16; 11/32; 3/8; 7/16; 1/2; 9/16; 5/8; 11/16; 3/4; 13/16"
 - 1 socket with bi-hexagon, long, with rubber insert No 4600: size 16 mm - 5/8"
 - 1 ratchet No 435
 - 2 extensions No 427/3 (76 mm), No 427/10 (240 mm)
 - 1 T-handle No 425
 - 1 universal joint No 428



Code	g
96025204	1652

45a/14/8QR Socket set 3/8" □

- in sturdy, stackable ABS plastic case
- Content 22 pieces:
 - 14 sockets with bi-hexagon No 45a: 1/4; 5/16; 11/32; 3/8; 7/16; 1/2; 9/16; 5/8; 11/16; 3/4; 13/16; 7/8; 15/16; 1"
 - 1 ratchet No 435SG-QR
 - 3 extensions No 427/3QR (76 mm), No 427/6QR (160 mm), No 427/10QR (240 mm)
 - 1 universal joint No 428QR
 - 2 bit-holders No 442, No 443
 - 1 speeder brace No 453



Code	g
96025206	3272

45a/33/13 Socket set 3/8" □

- in sturdy sheet steel case
- Content 46 pieces:
 - 10 sockets with bi-hexagon No 45a: 1/4; 5/16; 11/32; 3/8; 7/16; 1/2; 9/16; 5/8; 11/16; 3/4"
 - 2 sockets with bi-hexagon, long, with rubber insert No 4600: 16 mm - 5/8", No 46: 20.8 mm - 13/16"
 - 7 sockets with bi-hexagon, long No 46a: 3/8; 7/16; 1/2; 9/16; 11/16; 3/4; 7/8"
 - 7 UNIFLEX sockets with bi-hexagon No 47a: 3/8; 7/16; 1/2; 9/16; 5/8; 11/16; 3/4"
 - 3 INHEX sockets No 49a: 1/8; 5/32; 3/16"
 - 4 bits 1231: PH1; 1232: PH2; 1233: PH3; 1234: PH4
 - 2 ratchets No 415, No 435
 - 1 ratchet adaptor No 445
 - 3 extensions No 427/3 (76 mm), No 427/6 (160 mm), No 427/10 (240 mm)
 - 1 flexible extension No 434 (194 mm)
 - 1 extending adaptor No 409
 - 1 speeder brace No 421
 - 1 flexible handle No 424
 - 1 T-handle No 425
 - 1 universal joint No 428
 - 1 bit-holder No 443



Code	g
96024113	6540

45a/22/8QR Socket set 3/8" □

- in sturdy, stackable ABS plastic case
- Content 30 pieces:
 - 14 sockets with bi-hexagon No 45a: 1/4; 5/16; 11/32; 3/8; 7/16; 1/2; 9/16; 5/8; 11/16; 3/4; 13/16; 7/8; 15/16; 1"
 - 8 UNIFLEX sockets with bi-hexagon No 47a: 5/16; 3/8; 7/16; 1/2; 9/16; 5/8; 11/16; 3/4"
 - 1 ratchet No 435SG-QR
 - 3 extensions No 427/3QR (76 mm), No 427/6QR (160 mm), No 427/10QR (240 mm)
 - 1 universal joint No 428QR
 - 2 bit-holders No 442, No 443
 - 1 speeder brace No 453



Code	g
96025207	3685

ES 456/16/6


- 175 x 350 x 40 mm
- 22 pieces

Code	Δ	g
96838111		1555

No	Content
456	3/8" ○ 7; 8; 9; 10; 11; 12; 13; 14; 15; 16; 17; 18; 19; 20; 21; 22 mm
425	3/8" ■ 165 mm
427/3	3/8" ■ ○ 76 mm
427/6	3/8" ■ ○ 160 mm
427/10	3/8" ■ ○ 240 mm
428	3/8" ■ ○ 46 mm
435	3/8" ■

TCS 456/16/6

TCS


- 175 x 350 x 45 mm
- 22 pieces

Code	Δ	g
96838752		1465

No	Content
456	3/8" ○ 7; 8; 9; 10; 11; 12; 13; 14; 15; 16; 17; 18; 19; 20; 21; 22 mm
425	3/8" ■ 165 mm
427/3	3/8" ■ ○ 76 mm
427/6	3/8" ■ ○ 160 mm
427/10	3/8" ■ ○ 240 mm
428	3/8" ■ ○ 46 mm
435	3/8" ■

TCS 456/16/6QR
NEW

TCS
QR


- 175 x 350 x 45 mm
- 22 pieces

Code	Δ	g
96830367		1465

No	Content
456	3/8" ○ 7; 8; 9; 10; 11; 12; 13; 14; 15; 16; 17; 18; 19; 20; 21; 22 mm
425QR	3/8" ■ 165 mm
427QR/3	3/8" ■ ○ 76 mm
427QR/6	3/8" ■ ○ 160 mm
427QR/10	3/8" ■ ○ 240 mm
428QR	3/8" ■ ○ 46 mm
435QR N	3/8" ■

TCS 456/16/7

TCS


- 175 x 350 x 40 mm
- 23 pieces

Code	Δ	g
96830218		1400

No	Content
456	3/8" ○ 7; 8; 9; 10; 11; 12; 13; 14; 15; 16; 17; 18; 19; 20; 21; 22 mm
427/3	3/8" ■ ○ 76 mm
427/5	3/8" ■ ○ 125 mm
427/10	3/8" ■ ○ 240 mm
428	3/8" ■ ○ 46 mm
431	1/4" ■ 3/8" ○
432	1/2" ■ 3/8" ○
435	3/8" ■

TCS 456/16/7QR
NEW

TCS
QR


- 175 x 350 x 40 mm
- 23 pieces

Code	Δ	g
96830370		1400

No	Content
456	3/8" ○ 7; 8; 9; 10; 11; 12; 13; 14; 15; 16; 17; 18; 19; 20; 21; 22 mm
427QR/3	3/8" ■ ○ 76 mm
427QR/6	3/8" ■ ○ 160 mm
427QR/10	3/8" ■ ○ 240 mm
428QR	3/8" ■ ○ 46 mm
431	1/4" ■ 3/8" ○
432	1/2" ■ 3/8" ○
435QR N	3/8" ■

TCS 49/1049/2049/45TX/49TX

TCS


- 175 x 350 x 40 mm
- 24 pieces

Code	Δ	g
96838772		1188

No	Content
49	3/8" ○ 4; 5; 6; 7; 8; 10 mm
1049	3/8" ○ 7 mm
2049	3/8" ○ 4; 5; 6; 8; 10 mm
45TX	3/8" ○ sizes E5; E6; E7; E8; E10; E12
49TX	3/8" ○ sizes T10; T15; T20; T25; T30; T40

10
3/8"

DIN
3120

ISO
1174-1

3

Socket sets and sockets

10
3/8"

DIN
3120

ISO
1174-1

TCS 456/16/4MF



- 175 x 350 x 45 mm
- 20 pieces

Code ♻️
g
96830357 1123

No	Content
456	3/8" ○ 7; 8; 9; 10; 11; 12; 13; 14; 15; 16; 17; 18; 19; 20; 21; 22 mm
427/5	3/8" ■ ○ 125 mm
427/10	3/8" ■ ○ 240 mm
428	3/8" ■ ○ 46 mm
435	3/8" ■

TCS 456/31/8



- 350 x 350 x 32 mm
- 39 pieces

Code ♻️
g
96830602 2701

No	Content
456	3/8" ○ 7; 8; 9; 10; 11; 12; 13; 14; 15; 16; 17; 18; 19; 20; 21; 22 mm
46	3/8" ○ 10; 11; 12; 13 mm
47	3/8" ○ 10; 11; 12; 13; 14; 15; 16 mm
1049	3/8" ○ 9 mm
49X	3/8" ○ M6; M8; M10
427/3	3/8" ■ ○ 76 mm
427/5	3/8" ■ ○ 125 mm
427/10	3/8" ■ ○ 240 mm
428	3/8" ■ ○ 46 mm
431	1/4" ■ 3/8" ○
432	1/2" ■ 3/8" ○
435	3/8" ■
452QR	3/8" ■

TCS 456/16/4MF QR

NEW



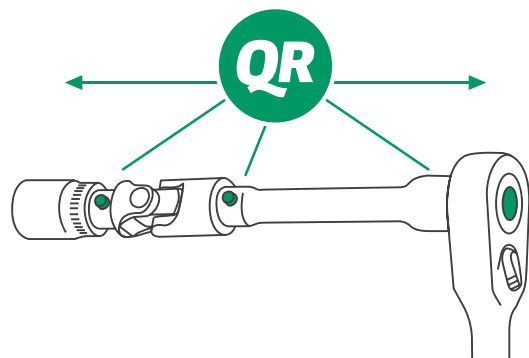
- 175 x 350 x 45 mm
- 20 pieces

Code ♻️
g
96830371 1123

No	Content
456	3/8" ○ 7; 8; 9; 10; 11; 12; 13; 14; 15; 16; 17; 18; 19; 20; 21; 22 mm
427QR/6	3/8" ■ ○ 160 mm
427QR/10	3/8" ■ ○ 240 mm
428QR	3/8" ■ ○ 46 mm
435QR N	3/8" ■

QuickRelease safety lock.

Fast and safe.



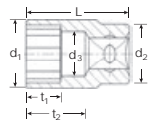
The QuickRelease technology ensures tools cannot be inadvertently lost - while enabling rapid, safe tool changes.



50 Sockets

AS HPQ

- DIN 3124/ISO 2725-1, E DIN EN 3709, ASME B 107.5 M
- HPQ® high performance steel, chrome plated



Code	Ø	d ₁	d ₂	d ₃	L	t ₁	t ₂	⊖	g	⊞
	mm	mm	mm	mm	mm	mm	mm			
03010008	8	13	22	7	38	9	22	56	10	
03010009	9	13.7	22	8	38	9	22	57	10	
03010010	10	14.5	22	9	38	9	22	50	10	
03010011	11	15.8	22	10	38	9.5	22	50	10	
03010012	12	17	22	11	38	13	22	58	10	
03010013	13	18.3	22	12	38	13	22	50	10	
03010014	14	19.9	22.7	13	38	13	20.5	60	10	
03010015	15	21.2	22.7	14	38	13.5	20.2	62	10	
03010016	16	22.4	23.7	15	38	13.5	19.6	63	10	
03010017	17	24	23.7	15.2	38	15	19.6	66	10	
03010018	18	24.7	23.7	17	38	15.5	19.1	71	10	
03010019	19	26.2	25	18	38	16	21.7	78	10	
03010020	20	27.2	25	19	42	15	25.5	89	10	
03010021	21	28.7	26	20	42	16	25.2	100	10	
03010022	22	29.7	26	21	42	16.5	24.9	113	10	
03010023	23	30.7	26	20	42	18	25.4	114	5	
03010024	24	32	26	21	42	18.5	24.9	117	5	
03010025	25	33.2	25	22	42	18.5	24.6	119	5	
03010026	26	34.4	25	23	42	18.5	24.3	122	5	
03010027	27	36.2	26	24	45	19.5	27	150	5	
03010028	28	37.4	27	25	45	19.5	26.7	158	5	
03010030	30	39.7	28	27	45	20.5	26.1	171	5	
03010031	31	42.2	28	28	47	22	27.9	215	5	
03010032	32	42.2	28	29	47	22	27.6	189	5	
03010034	34	45	28	31	47	22	27	210	5	
03010036	36	48	31	34	52	24	30.9	286	5	

50a Sockets

AS HPQ

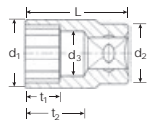
- ASME B 107.1, Fed. Spec. GGG-W-641, SAE AS 954-E (test loads)
- HPQ® high performance steel, chrome plated

Code	Ø	d ₁	d ₂	d ₃	L	t ₁	t ₂	⊖	g	⊞
	"	mm	mm	mm	mm	mm	mm			
03410024	3/8	14.3	22	8.3	38	9	22	51	10	
03410028	7/16	16.3	22	9.9	38	9	22	52	10	
03410032	1/2	18.3	22	11.5	38	13	22	53	10	
03410034	9/16	20.3	22.7	13.1	38	13	20.2	58	10	
03410035	19/32	21.3	22.7	13.5	38	13.5	20.1	61	10	
03410036	5/8	22.4	23.7	15	38	13.5	19.6	65	10	
03410038	11/16	24.2	23.7	16.5	38	15.5	19.2	68	10	
03410040	3/4	26.2	25	18	38	16	21.7	78	10	
03410041	25/32	27	25	18.6	41	16	24.6	90	5	
03410042	13/16	28.2	25	19.4	41	16.5	24.3	95	5	
03410044	7/8	29.7	26	21	42	18	24.9	111	5	
03410046	15/16	32	26	22.6	42	18.5	24.4	121	5	
03410048	1	33.7	27	24.2	42	18.5	24	135	5	
03410050	1 1/16	36.2	26	25.8	45	19.5	26.5	155	5	
03410052	1 1/8	38.1	28	27.4	45	20	26	167	5	
03410054	1 3/16	39	28	28	45	20.5	25.9	178	5	
03410056	1 1/4	40	28	30.5	45	21	25.1	196	5	
03410058	1 5/16	41.8	28	32.1	47	22	26.7	170	5	
03410060	1 3/8	46	28	33.7	50	23	29.2	232	5	
03410062	1 7/16	49.4	31	34	54	26	33.1	320	5	
03410064	1 1/2	51	31	35	54	26	32.8	325	5	

52 Sockets

AS HPQ

- DIN 3124/ISO 2725-1, ASME B 107.5M, E DIN EN 3709 (test loads)
- HPQ® high performance steel, chrome plated



Code	Ø	d ₁	d ₂	d ₃	L	t ₁	t ₂	⊖	g	⊞
	mm	mm	mm	mm	mm	mm	mm			
03030008	8	13	22	7	38	9	22	56	10	
03030009	9	13.7	22	8	38	9	22	56	10	
03030010	10	14.5	22	9	38	9	22	51	10	
03030011	11	15.8	22	10	38	9.5	22	58	10	
03030012	12	17	22	11	38	13	22	52	10	
03030013	13	18.3	22	12	38	13	22	51	10	
03030014	14	19.9	22.7	13	38	13	20.5	59	10	
03030015	15	21.2	22.7	14	38	13.5	20.2	60	10	
03030016	16	22.4	23.7	15	38	13.5	19.6	65	10	
03030017	17	24	23.7	15.2	38	15	19.6	70	10	
03030018	18	24.7	23.7	17	38	15.5	19.1	73	10	
03030019	19	26.2	25	18	38	16	21.7	80	10	
03030020	20	27.2	25	19	42	15	25.5	95	10	
03030021	21	28.7	26	20	42	16	25.2	110	10	
03030022	22	29.7	26	21	42	16.5	24.9	115	10	
03030023	23	30.7	26	20	42	18	25.4	119	5	
03030024	24	32	26	21	42	18.5	24.9	125	5	
03030025	25	33.2	26	22	42	18.5	24.6	128	5	
03030026	26	34.4	25	23	42	18.5	24.3	132	5	
03030027	27	36.2	26	24	45	19.5	27	161	5	
03030028	28	37.4	27	25	45	19.5	26.7	166	5	
03030030	30	39.7	28	27	45	20.5	26.1	186	5	
03030032	32	42.2	28	29	47	22	27.6	200	5	
03030034	34	45	28	31	47	22	27	235	5	
03030036	36	48	31	34	52	24	30.9	305	5	

12,5
1/2"

DIN
3120

ISO
1174-1

3

ES 52/17



- 175 x 350 x 47 mm
- 17 pieces

Code	⊖	g
96838112		1760
No	Content	
52	1/2" Ø 10; 11; 12; 13; 14; 15; 16; 17; 18; 19; 20; 21; 22; 24; 27; 30; 32 mm	

Socket sets and sockets

12,5
1/2"

DIN
3120

ISO
1174-1

TCS 52/17



- 175 x 350 x 40 mm
- 17 pieces

Code $\Delta \nabla$
g
96838177 1605

No	Content
52	1/2" \bigcirc 10; 11; 12; 13; 14; 15; 16; 17; 18; 19; 20; 21; 22; 24; 27; 30; 32 mm

TCS 52/18MF



- 175 x 350 x 55 mm
- 18 pieces

Code $\Delta \nabla$
g
96830359 1850

No	Content
52	1/2" \bigcirc 10; 11; 12; 13; 14; 15; 16; 17; 18; 19; 20; 21; 22; 24; 27; 30; 32; 34 mm

TCS 50/51/52/32



- 175 x 350 x 50 mm
- 32 pieces

Code $\Delta \nabla$
g
96838191 2950

No	Content
50	1/2" \bigcirc 8; 9; 10; 11; 12; 13; 14; 15; 16; 17; 18; 19; 30 mm
51	1/2" \bigcirc 22; 27 mm
52	1/2" \bigcirc 10; 11; 12; 13; 14; 15; 16; 17; 18; 19; 20; 21; 22; 24; 27; 30; 32 mm

TCS 50a/17



- 175 x 350 x 40 mm
- 17 pieces

Code $\Delta \nabla$
g
96838780 1685

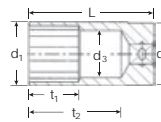
No	Content
50a	1/2" \bigcirc 3/8; 7/16; 1/2; 9/16; 19/32; 5/8; 11/16; 3/4; 25/32; 13/16; 7/8; 15/16; 1; 1 1/16; 1 1/8; 1 3/16; 1 1/4"

51

Sockets

AS HPQ

- extra deep
- DIN 3124/ISO 2725-1, E DIN EN 3710, E DIN EN 3709, ASME B 107.5M
- HPQ® high performance steel, chrome plated



Code	$\Delta \nabla$ mm/"	d ₁ mm	d ₂ mm	d ₃ mm	L mm	t ₁ mm	t ₂ mm	$\Delta \nabla$ g	
03020010	10	14.5	22	9	83	19	67	90	10
03020013	13	18.3	22	12	83	35	67	122	10
03020014	14	19.9	22.7	13	83	35	65.2	129	10
03020015	15	21.2	22.7	14	83	35	64.9	125	10
03020016	16	22.4	23.7	15	83	35	64.6	145	10
03020216	16-5/8¹⁾	22.4	23.7	15.4	83	19	64.5	137	10
03020017	17	24	23.7	16	83	35	64.3	145	10
03020018	18	24.7	23.7	17	83	35	64.1	170	10
03020019	19	26.2	25	18	83	35	66.7	165	10
03020208	20.8-13/16¹⁾	27.7	26	20	83	22	66.2	194	10
03020021	21	28.7	26.5	20	83	35	66.2	231	10
03020022	22	29.7	27.5	21	83	35	65.5	200	10
03020024	24	32	30	21	83	35	66.1	251	5
03020026	26	34.4	32.5	23	83	35	65.3	334	5
03020027	27²⁾	36.2	34	27	83	20	60	280	5
03020030	30²⁾	39.7	37.5	30.2	83	35	65	341	5
03020032	32	42.4	40	29	83	35	63.9	435	5

¹⁾ with rubber insert for spark plugs

²⁾ for diesel injector (Audi, Daihatsu, Ford, Mazda, Mercedes, Mitsubishi, Nissan, Opel, Peugeot, Toyota, VW, Volvo)

51a

Sockets

AS HPQ

- extra deep
- ASME B 107.1, Fed. Spec. GGG-W-641, SAE AS 954-E
- HPQ® high performance steel, chrome plated

Code	$\Delta \nabla$ "	d ₁ mm	d ₂ mm	d ₃ mm	L mm	t ₁ mm	t ₂ mm	$\Delta \nabla$ g	
03420024	3/8	14.3	22	8.3	83	19	67	93	5
03420028	7/16	16.3	22	9.9	83	19	67	102	5
03420032	1/2	18.3	22	11.5	83	35	67	122	5
03420034	9/16	20.3	22.7	13.1	83	35	65.2	131	5
03420036	5/8	22.4	23.7	15	83	35	64.6	135	5
03420038	11/16	24.2	23.7	16.5	83	35	64.2	158	5
03420040	3/4	26.2	25	18	83	35	66.7	188	5
03420042	13/16	27.7	26	19.5	83	35	66.3	170	5
03420044	7/8	29.7	27.5	21	83	35	65.9	200	5
03420046	15/16	32	30	22.6	83	35	65.7	281	5
03420048	1	33.7	32	24.2	83	35	65	260	5
03420050	1 1/16	36.2	34	25.8	83	35	64.5	359	5
03420052	1 1/8	38.1	36	27.4	83	35	64	300	5
03420054	1 3/16	39	37	28	83	35	63.9	377	5
03420056	1 1/4	40	38	30.5	83	35	63.1	340	5
03420058	1 5/16	41.8	40	32.1	83	35	62.7	375	5
03420060	1 3/8	46	44	33.7	83	35	62.2	506	5
03420062	1 7/16	49.4	47	34	83	35	62.1	635	5
03420064	1 1/2	51	49	35	83	35	61.8	675	5

5100 Rubber insert

- for 20.8 mm (No 46; 51; 51S)

Code	$\Delta \nabla$ g	
09010001	6	5

51/8 Set sockets



- long
 - in softcase with foam inlay
- Content 8 pieces:
No 51: 13; 17; 19; 22; 24; 27; 30;
32 mm



Code	g
96030212	2378

TCS 51/11



- 175 x 350 x 50 mm
- 11 pieces

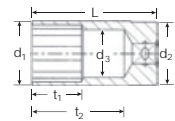
Code	g
96838776	2345

No	Content
51	1/2" \varnothing 10; 13; 15; 17; 18; 19; 22; 24; 27; 30; 32 mm

51S Sockets



- extra deep
- DIN 3124/ISO 2725-1, E DIN EN 3710, E DIN EN 3709 (test loads)
- HPQ® high performance steel, chrome plated



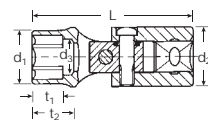
Code	\varnothing mm/"	d ₁ mm	d ₂ mm	d ₃ mm	L mm	t ₁ mm	t ₂ mm	g	g
03240017 17	24	23.7	16	83	35	64.3	157	10	
03240019 19	26.2	25	18	83	35	66.7	190	10	
03240208 20.8-13/16¹⁾	27.7	26	20	83	22	66.2	196	10	
03240022 22	29.7	27.5	21	83	35	65.9	210	10	

¹⁾ with rubber insert for spark plugs and for tightening and untightening wheel nuts on Japanese cars

53 UNIFLEX sockets



- Chrome Alloy Steel, chrome plated

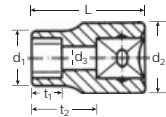


Code	\varnothing mm	d ₁ mm	d ₂ mm	d ₃ mm	L mm	t ₂ mm	g	g
03040010 10	14.7	25	9	70	20	136	1	
03040013 13	18.4	25	12	70	20	140	1	
03040016 16	22.4	25	15	69	17	141	1	
03040017 17	23.5	25	16	70	18	141	1	
03040018 18	25	25	17	70	18	145	1	
03040019 19	26.3	25	18	70	17.5	148	1	

50TX Sockets



- for external TORX® screws
- HPQ® high performance steel, chrome plated



Code	size	d ₁ mm	d ₂ mm	d ₃ mm	L mm	t ₁ mm	t ₂ mm	g	g
03270010 E10	9.4	13	22	5.6	38	9.5	22	55	10
03270011 E11	10.1	14	22	6	38	9.5	22	55	10
03270012 E12	11.1	14.9	22	7.2	38	9.5	22	60	10
03270014 E14	12.9	16.7	22	8	38	11	22	56	10
03270016 E16	14.7	19	22	9.3	38	12.5	22	60	10
03270018 E18	16.6	21	26.5	10.4	38	13.5	22	92	10
03270020 E20	18.4	23.5	26.5	12	38	15	22	98	10
03270024 E24	22.1	27.8	26	14.1	41.2	17.5	23.6	123	10

50TX/7 Set sockets



- for external TORX® screws
 - in carton packing
- Content 7 pieces:
No 50TX: E10; E12; E14; E16; E18; E20; E24



Code	g
96032703	623

50TX/8 Set sockets



- for external TORX® screws
 - in sturdy, stackable ABS plastic case
- Content 8 pieces:
No 50TX: E10; E11; E12; E14; E16; E18; E20; E24



Code	g
96033704	980

TCS 50TX/54TX/17



- 175 x 350 x 40 mm
- 17 pieces



Code	g
96838763	1415

No	Content
50TX	1/2" \varnothing sizes E10; E11; E12; E14; E16; E18; E20; E24
54TX	1/2" \varnothing sizes T20; T25; T27; T30; T40; T45; T50; T55; T60

12,5
1/2"

DIN
3120

ISO
1174-1

3

Socket sets and sockets


12,5
1/2"

DIN
3120

ISO
1174-1

50aPSP Sockets

- HPQ
- for external Spline-Drive screws
- MS-33787
- HPQ® high performance steel, gunmetal finish



Code	Spline size	"	d ₁ mm	d ₂ mm	d ₃ mm	L mm	t ₁ mm	t ₂ mm	ΔΔ g	g
03012024	12	3/8	15.5	22	8.6	38	9.5	22	55	5
03012028	14	7/16	18	23.7	10.4	38	11	22	65	5
03012034	18	9/16	22	23.7	13.5	38	12	20	71	5

50aPLSP Socket

- HPQ
- for external Spline-Drive screws
- extra deep
- bolt clearance
- MS-33787
- HPQ® high performance steel, gunmetal finish



Code	Spline size	"	d ₁ mm	d ₂ mm	d ₃ mm	L mm	t ₁ mm	t ₂ mm	ΔΔ g	g
03013028	14	7/16	18	23.7	10.4	50	11	34	83	5

51aP Socket

- HPQ
- extra deep
- bolt clearance
- for the brakes on A320/A321
- HPQ® high performance steel, gunmetal finish



Code	"	d ₁ mm	d ₂ mm	d ₃ mm	L mm	t ₁ mm	t ₂ mm	ΔΔ g	g
03421041	25/32	28	23	17.9	80	21	36	182	1

54 INHEX sockets

- for hexagon socket head screws
- DIN 7422
- Chrome Alloy Steel, chrome plated



Code	mm	L ₁ mm	L ₂ mm	d mm	ΔΔ g	g
03050004	4	60	22	22.7	68	5
03050005	5	60	22	22.7	68	5
03050006	6	60	22	22.7	71	5
03050007	7	60	22	22.7	75	5
03050008	8	60	22	22.7	70	5
03050010	10	60	22	22.7	97	5
03050012	12	60	20	23.7	122	5
03050014	14	60	20	23.7	135	5
03050017	17	60	20	27.5	186	5
03050019	19	60	20	31	242	5

54a INHEX sockets

- for hexagon socket head screws
- DIN 7422
- Chrome Alloy Steel, chrome plated

Code	"	L ₁ mm	L ₂ mm	d mm	ΔΔ g	g
03450014	7/32	60	22	22.7	70	5
03450016	1/4	60	22	22.7	75	5
03450020	5/16	60	22	22.7	81	5
03450024	3/8	60	22	22.7	90	5
03450028	7/16	60	22	22.7	103	5
03450032	1/2	60	20	23.7	125	5
03450034	9/16	60	20	23.7	137	5
03450036	5/8	60	20	27.5	169	5
03450040	3/4	60	20	31	244	2

54/10 INHEX socket set

- in sturdy, stackable ABS plastic case
- Content 10 pieces:
- No 54: 4; 5; 6; 7; 8; 10; 12; 14; 17; 19 mm



Code	ΔΔ g	g
96031508	1525	

54/12 INHEX socket set

- in sturdy, stackable ABS plastic case
- Content 12 pieces:
- No 54: 4; 5; 6; 7; 8; 10; 12; 14; 17; 19 mm
- No 3054/8, 8 mm
- No 1054/10, 10 mm



Code	ΔΔ g	g
96031503	1894	

ES 54/54KK

- 175 x 350 x 38 mm
- 14 pieces



Code	ΔΔ g	g
96838114	1630	

No	Content
54	1/2" 4; 5; 6; 7; 8; 10; 12; 14; 17; 19 mm
54KK	1/2" 5; 6; 8; 10 mm

TCS 54/54X/16



- 175 x 350 x 35 mm
- 16 pieces

Code	g
96838762	1745

No	Content
54	1/2" ⌀ 4; 5; 6; 7; 8; 10; 12; 14; 17 mm
54X	1/2" ⌀ M5; M6; M8; M10; M12; M14; M16

1054/2054 INHEX sockets

- for hexagon socket head screws
- extra long
- DIN 7422
- Chrome Alloy Steel, chrome plated



Code	No	mm	L ₁ mm	L ₂ mm	d mm	g	
03151205	2054/5	5	120	82	22.7	80	5
03151206	2054/6	6	120	82	22.7	84	5
03151207	2054/7	7	120	82	22.7	96	5
03151208	1054/8K	8	120	82	22.7	104	5
03151410	1054/10	10	140	102	22.7	150	5
03151412	1054/12¹⁾	12	140	100	23.7	200	5
03151414	2054/14	14	140	100	23.7	231	5

¹⁾ for fitting radiators

1054/3054 INHEX sockets

- for hexagon socket head screws
- special lengths
- DIN 7422
- Chrome Alloy Steel, chrome plated



Code	No	mm	L ₁ mm	L ₂ mm	d mm	g	
03151805	1054/5	5	180	20	22	118	5
03150706	1054/6	6	70	32	22.7	72	5
03151006	3054/6¹⁾	6	100	62	22.7	80	5
03152206	1054/6L	6	220	182	22.7	108	5
03151007	1054/7	7	100	62	22.7	87	5
03150808	3054/8	8	80	42	22.7	88	5
03151408	1054/8	8	140	102	22.7	114	5
03150713	1054/13	13	70	25	24	130	5

¹⁾ for intake manifolds on 5-cylinder diesel engines on VW/Audi and T4 Vans

ES 1054/2054



- 175 x 175 x 30 mm
- 6 pieces

Code	g
96838164	900

No	Content
1054	1/2" ⌀ 8; 10; 12 mm
2054	1/2" ⌀ 5; 6; 14 mm

TCS 1054/2054/10



- 175 x 350 x 40 mm
- 10 pieces

Code	g
96838760	1272

No	Content
1054	1/2" ⌀ 8; 10; 12 mm
2054	1/2" ⌀ 5; 6 mm
1054TX	1/2" ⌀ sizes T30; T50; T55
2054TX	1/2" ⌀ sizes T40; T45

541C INHEX sockets

- for hexagon socket head screws with guide pin
- Chrome Alloy Steel, chrome plated



Code	mm	L ₁ mm	L ₂ mm	d mm	g	
03070005	5	60	22	22.7	65	5
03070006	6	60	22	22.7	71	5
03070008	8	60	22	22.7	80	5
03070010	10	60	22	22.7	95	5
03070012	12	60	20	23.7	120	5
03070014	14	60	20	23.7	131	5

54KK INHEX sockets

- with ball point hexagon
- for hexagon socket head screws
- swivel angle up to 25° each side
- Chrome Alloy Steel, chrome plated



Code	mm	L ₁ mm	L ₂ mm	d mm	g	
03280005	5	100	62	22.7	75	5
03280006	6	100	62	22.7	80	5
03280007	7¹⁾	100	62	22.7	85	5
03280008	8	100	62	22.7	95	5
03280010	10	100	62	22.7	120	5

¹⁾ Application: BMW brakes

12,5
1/2"

DIN
3120

ISO
1174-1

3

12.5
1/2"

DIN
3120

ISO
1174-1

ES 54KK/5



- 175 x 175 x 30 mm
- 5 pieces



Code	g
96838165	505

No	Content
54KK	1/2" \odot 5; 6; 7; 8; 10 mm

1054KK ● **INHEX sockets**

- with ball point hexagon
- for hexagon socket head screws
- swivel angle up to 25° each side
- special lengths
- Chrome Alloy Steel, chrome plated



Code	mm	L ₁ mm	L ₂ mm	d mm	g	g
03310005	5	238	200	22.7	145	5
03310008	8	238	200	22.7	154	5

54CV ● **Screwdriver sockets**

- for spline socket head screws (Ribe-CV®)
- Chrome Alloy Steel, chrome plated



Code	size	L ₁ mm	L ₂ mm	d mm	g	g
03090005	M5	60	22	22.7	69	5
03090006	M6	60	22	22.7	71	5
03090007	M7	60	22	22.7	70	5
03090008	M8	60	22	22.7	78	5
03090009	M9	60	22	22.7	92	5
03090010	M10	60	22	22.7	95	5
03090012	M12	60	20	23.7	119	5
03090013	M13	60	20	23.7	125	5
03090014	M14	60	20	23.7	126	5
03090016	M16	63	23	27.5	163	5

Application:
 M7, for brakes, cylinder head screws, bodywork and motor jobs incl. valve covers and spark plug covers on Fiat vehicles
 M8, bodywork and motor jobs incl. valve covers and spark plug covers on Fiat vehicles
 M9, brakes, cylinder head screws (1.2 l; 8V/16V) on Fiat vehicles
 M10, for cylinder head screws (1.2 l; 8V/16V) on Fiat vehicles
 M12 for cylinder head screws on Fiat 2.0 l engines
 M13, for brakes, cylinder head screws on Fiat vehicles; cylinder head screws on Alfa vehicles, e.g. 1.6 l; 16V engines
 M14; M16, for cylinder head screws on Alfa vehicles, e.g. 1.6 l; 16V engines

54CV/9 ● **Set screwdriver sockets**

- for spline socket head screws (Ribe-CV®)
 - in sturdy, stackable ABS plastic case
- Content 9 pieces: No 54CV: M5; M6; M7; M8; M9; M10; M12; M13; M14



Code	g
96031901	1225

54X ● **Screwdriver sockets**

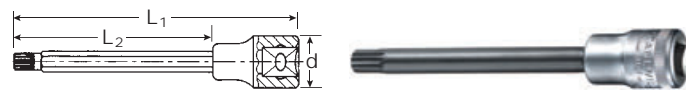
- for trisquare socket head screws (XZN®)
- DIN 2324
- Chrome Alloy Steel, chrome plated



Code	size	L ₁ mm	L ₂ mm	d mm	g	g
03060005	M5	60	22	22.7	67	5
03060006	M6	60	22	22.7	74	5
03060008	M8	60	22	22.7	79	5
03060010	M10	60	22	22.7	94	5
03060012	M12	60	20	23.7	120	5
03060014	M14	60	20	23.7	128	5
03060016	M16	60	20	27.5	174	5

3054X ● **Screwdriver sockets**

- for trisquare socket head screws (XZN®)
- DIN 2324
- extra long
- Chrome Alloy Steel, chrome plated



Code	size	L ₁ mm	L ₂ mm	d mm	g	g
03261408	M8	140	102	22.7	109	5
03261410	M10	140	102	22.7	142	5
03261412	M12	140	102	22.7	160	5
03261414	M14	140	100	23.7	225	1

Application: M10 and M12 for cylinder head screws on VW/Audi, Opel, Mercedes-Benz M14 for cylinder head screws on VM diesel engines, Chrysler

3054X/54X/8 ● **Set screwdriver sockets**

- for trisquare socket head screws (XZN®)
- in sturdy, stackable ABS plastic case
 Content 8 pieces:
 No 3054X: M8; M10; M12
 No 54X: M6; M8; M10; M12; M14



Code	g
96033606	1288

1054x/2054x Screwdriver sockets

- for trisquare socket head screws (XZN®)
- special lengths
- DIN 2324
- Chrome Alloy Steel, chrome plated



Code	No	size	L ₁ mm	L ₂ mm	d mm	⚖ g	
03160808	1054X	M8	80	42	22.7	86	5
03161208	2054X	M8	120	82	22.7	104	5
03161110	2054X	M10	110	72	22.7	130	5
03161112	2054X	M12	110	70	23.7	168	5

Application: No 1054x, M8, for jointed shafts on VW/Audi

54TX Screwdriver sockets

- for inside TORX® screws
- Chrome Alloy Steel, chrome plated



Code	size	⚖ mm	L ₁ mm	L ₂ mm	d mm	⚖ g	
03100020	T20	3.8	55	17	22.7	71	5
03100025	T25	4.4	55	17	22.7	71	5
03100027	T27	5	55	17	22.7	72	5
03100030	T30	5.5	55	17	22.7	72	5
03100040	T40	6.6	55	17	22.7	75	5
03100045	T45	7.8	55	17	22.7	74	5
03100050	T50	8.8	55	17	22.7	87	5
03100055	T55	11.2	58	18	23.7	110	5
03100060	T60	13.2	58	18	23.7	113	5
03100070	T70	15.5	60	20	27.5	155	1

Application: size T55 for the cylinder head screws on the Opel Omega V6

54TX/9 Set screwdriver sockets

- for inside TORX® screws
- in carton packing

Content 9 pieces:
No 54TX: T20; T25; T27; T30; T40; T45; T50; T55; T60



Code	⚖ g
96031004	820

54TX/10 Set TORX® sockets

- for inside TORX® screws
- in sturdy, stackable ABS plastic case

Content 10 pieces:
No 54TX: T20; T25; T27; T30; T40 (2x); T45; T50; T55; T60



Code	⚖ g
96032005	1170

54TX/59TX/12/1 Socket set TORX®

- in sturdy, stackable ABS plastic case
- for inside TORX® screws

Content 13 pieces:

9 screwdriver sockets for internal TORX® screws No 54TX: sizes T20; T25; T27; T30; T40; T45; T50; T55; T60

3 screwdriver sockets for internal TORX® screws No 59TX: sizes T70; T80; T90

1 extending adaptor No 514, 1/2" socket x 3/4" plug (12.5 x 20)



Code	⚖ g
96032006	2710

ES 54X/54TX



- 175 x 350 x 38 mm
- 16 pieces

Code	⚖ g
96838115	1600

No	Content
54X	1/2" ⚖ M5; M6; M8; M10; M12; M14; M16
54TX	1/2" ⚖ sizes T20; T25; T27; T30; T40; T45; T50; T55; T60

TCS 54/54TX/18



- 175 x 350 x 40 mm
- 18 pieces

Code	⚖ g
96838782	1665

No	Content
54	1/2" ⚖ 4; 5; 6; 7; 8; 10; 12; 14; 17 mm
54TX	1/2" ⚖ sizes T20; T25; T27; T30; T40; T45; T50; T55; T60

1054TX/2054TX Screwdriver sockets

- for inside TORX® screws
- extra long
- Chrome Alloy Steel, chrome plated



Code	No	size	⚖ mm	L ₁ mm	L ₂ mm	d mm	⚖ g	
03131230	1054TX	T30	5.5	120	82	22.7	99	5
03131440	2054TX	T40	6.6	140	102	22.7	110	5
03131445	2054TX	T45	7.8	140	102	22.7	111	5
03131450	1054TX	T50	8.8	140	102	22.7	140	5
03131455	1054TX	T55	11.2	140	102	22.7	159	5
03131460	1054TX	T60	13.2	140	100	23.7	221	5

Application: size T55 for the cylinder head screws on various Ford models, e.g. Mondeo 16V

12,5
1/2"

DIN
3120

ISO
1174-1

3

Socket sets and sockets

12,5
1/2"

DIN
3120

ISO
1174-1

1054TX Screwdriver sockets

- for inside TORX® screws
- extra long
- Chrome Alloy Steel, chrome plated



code	size	mm	L ₁ mm	L ₂ mm	d mm	g	
03131240	T40	6.6	120	82	22.7	100	5
03131245	T45	7.8	120	82	22.7	100	5
03131070	T70	15.5	107	67	23.7	201	5

ES 1054/2054TX/6



- 175 x 175 x 30 mm
- 6 pieces

Code	g
96838163	900

No	Content
1054TX	1/2" ⌀ sizes T30; T50; T55; T60
2054TX	1/2" ⌀ sizes T40; T45

1054TX/4T Set screwdriver sockets

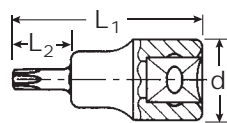
- for inside TORX® screws
- in textile bag
- Content 4 pieces:
- No 1054TX: T40; T45; T50; T55



Code	g
96031301	527

54TXB Screwdriver sockets

- for inside TORX® screws, tamper proof
- with hollow point (TORX® TAMPER RESISTANT)
- Chrome Alloy Steel, chrome plated



Code	size	mm	L ₁ mm	L ₂ mm	d mm	g	
03110020	T20	3.8	55	17	22.7	70	5
03110025	T25	4.4	55	17	22.7	65	5
03110027	T27	5	55	17	22.7	71	5
03110030	T30	5.5	55	17	22.7	71	5
03110040	T40	6.6	55	17	22.7	71	5
03110045	T45	7.8	55	17	22.7	72	5
03110050	T50	8.8	55	17	22.7	86	5
03110055	T55	11.2	58	18	23.7	111	5
03110060	T60	13.2	58	18	23.7	113	5

Application: size T50 for the spare wheel retaining plate on the bumper of the Opel Frontera Sport

54TXB/9 Set screwdriver sockets

- for inside TORX® screws
- tamper proof, with hollow point (TORX® TAMPER RESISTANT)
- in carton packing with transparent cover

Content 9 pieces:
No 54TXB: T20; T25; T27; T30; T40; T45; T50; T55; T60



Code	g
96031007	810

54TXB/10 Set screwdriver sockets

- for inside TORX® screws
- tamper proof, with hollow point (TORX® TAMPER RESISTANT)
- in sturdy, stackable ABS plastic case

Content 10 pieces:
No 54TXB: T20; T25; T27; T30;
T40 (2x); T45; T50;
T55; T60



Code	g
96032008	1178

50CL Clip strips

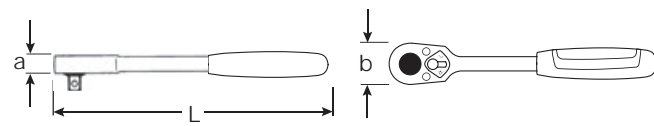
- for socket retention
- supplied without sockets



Code	size	L mm	g
80500001	1	200	54
80500002	2	300	73

Drive tools and accessories

- 1/2" □
- finish: Chrome Alloy Steel, chrome plated



512 Ratchet

- reversible
- 36 teeth
- with 2-component handle
- DIN 3122/ISO 3315



Code	L mm	b mm	a mm	♻️ g	📦
13111010	265.5	41	22.5	600	1

512G Ratchet

- reversible
- 36 teeth
- with 2-component handle
- DIN 3122/ISO 3315
- encapsulated housing minimises the ingress of dirt



Code	L mm	b mm	a mm	♻️ g	📦
13111110	265.5	41	22.5	613	1

512QR N QuickRelease ratchet, fine tooth



- reversible
- 80 teeth
- with QuickRelease safety lock
- with 2-component handle
- for use in confined spaces, re-engages after movement of 4.5°
- DIN 3122/ISO 3315
- registered design



Code	L mm	b mm	a mm	♻️ g	📦
13111120	265.5	41	23	572	1

512SG-QR N QuickRelease ratchet, fine tooth



- reversible
- 80 teeth
- with QuickRelease safety lock
- with steel handle
- for use in confined spaces, re-engages after movement of 4.5°
- construction without screws prevents foreign object damage
- DIN 3122/ISO 3315
- registered design



Code	L mm	b mm	a mm	♻️ g	📦
13111030	265.5	41	22.5	654	1

515 Ratchet, fine tooth

- reversible
- 60 teeth
- with 2-component handle
- for use in confined spaces, re-engages after movement of 6°
- DIN 3122/ISO 3315



Code	L mm	b mm	a mm	♻️ g	📦
13231011	265	40	26.2	515	1

517QR QuickRelease fine-tooth flexible-joint ratchet



- reversible
- 80 teeth
- with QuickRelease safety lock
- with 2-component handle
- handle may be raised or lowered by approx. 90°, lockable in following positions:
 - straight
 - 30° up
 - 60° up
 - 30° down
- release the lock by pressing the button in the handle
- for use in confined spaces, re-engages after movement of 4.5°
- construction without screws prevents foreign object damage
- DIN 3122/ISO3315
- registered design



Code	L mm	b mm	a mm	♻️ g	📦
13261010	416	41	22	920	1

522 Ratchet adaptor

- reversible
- 20 teeth



Code	L mm	∅ mm	♻️ g	📦
13140000	67.5	40	316	1

532 Ratchet

- long handle
- reversible
- 36 teeth
- with 2-component handle



Code	L mm	b mm	a mm	♻️ g	📦
13121010	380	41	22.5	821	1

532G Ratchet

- long handle
- reversible
- 36 teeth
- with 2-component handle
- encapsulated housing minimises the ingress of dirt



Code	L mm	b mm	a mm	♻️ g	📦
13121110	380	41	22.5	815	1

12,5
1/2"

DIN
3120

ISO
1174-1

3

12,5
1/2"

DIN
3120

ISO
1174-1

512QR N/7 Set of wrenches

QR

- in sturdy, stackable ABS plastic case

Content 7 pieces:

1 ratchet No 512QR N

4 extensions

No 509QR/2 (52 mm),

No 509QR/3 (75 mm),

No 509QR/5 (130 mm), No 509QR/10 (255 mm)

1 universal joint No 510QR

1 T-handle No 506QR



Code	g
96034010	2990

5120+7210/15 Spare parts set for ratchets No 512, 532

Content 8 pieces:

1 pinion; 1 pawl; 1 lever with pin; 1 ball; 2 compression springs; 2 screws

Code	g
19040000	127

5120G Spare parts set for ratchets No 512G, 532G

Content 8 pieces:

1 pinion; 1 pawl; 1 lever with pin; 1 ball; 2 compression springs; 2 screws

Code	g
19040030	120

5120QR N80 Spare parts set for ratchets No 512QR N, 512SG-QR N, 517QR

QR

Content 9 pieces:

1 pinion; 1 locking disc; 1 lever;

1 pin; 1 ball; 1 compression spring;

2 circlips; 1 cover plate



Code	g
19042020	120

for ratchets with screwless design

5120QR N Spare parts set for ratchet No 512QR N

QR

Content 8 pieces:

1 pinion; 1 pawl; 1 lever with pin;

1 ball; 2 compression springs; 2 screws



Code	g
19040040	140

for ratchet 512QR N, design with screws

5120QR Spare parts set for ratchets No 512, 512SG-QR

QR

Content 8 pieces:

1 pinion; 1 pawl; 1 lever with pin; 1 ball; 2 compression springs; 2 screws

code	g
19040020	118

7350/20 Spare parts set for ratchet No 515

Content 7 pieces:

1 pinion; 1 pawl; 1 switching disk; 1 spring; 3 screws

code	g
59251020	140

501 Speeder brace

- working radius 105 mm
- DIN 3122/ISO 3315



Code	L mm	g	g	g
13100010	456	620	5	

501QR QuickRelease speeder brace

QR

- with steel handle
- for greater axial power transmission, detachable palm head
- working radius 105 mm
- DIN 3122/ISO 3315
- with QuickRelease safety lock
- patent



Code	L mm	g	g	g
13100005	456	872	1	

504 Flexible handle

- DIN 3122/ISO 3315
- with 2-component handle



Code	size	L mm	g	g
13061015	15	397	735	1
13061018	18	469	831	1
13061024	24	610	1051	1

5040N Spare parts set for No 504

Content 3 pieces:

1 universal joint, 1 screw,

1 spring washer



Code	g
96190801	80

for version with black, manganese-phosphated TORX® screw

5040 Spare parts set for No 504

Content 3 pieces:
1 universal joint, 1 screw,
1 spring washer



Code	g
96 19 08 00	75

for version with chrome plated Philips-head screw

506 Sliding T-handle

• DIN 3122/ISO 3315



Code	L mm	g	g
1307 00 00	300	436	5

506QR QuickRelease sliding T-handle

QR

• with QuickRelease safety lock
• patent



Code	L mm	g	g
1307 10 00	300	470	1

509 Extensions

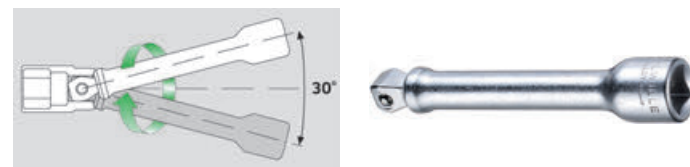
• DIN 3123/ISO 3316



Code	size	L mm	d mm	g	g
1301 00 01	2	52	23	88	5
1301 00 04	3	75	23.2	120	5
1301 00 02	5	130	23.2	191	5
1301 00 03	10	255	23.2	341	5

509W Wobble-Drive extensions

• swivel angle 15° each side
• maximum torque 200 N-m



Code	size	L mm	d mm	g	g
1301 00 05	2	52	23	80	5
1301 00 06	3	75	23.2	120	5
1301 00 07	5	130	23.2	191	5
1301 00 08	10	255	23.2	341	5

509QR QuickRelease extensions

QR

• patent
• DIN 3123/ISO 3316



Code	size	L mm	d mm	g	g
1301 10 01	2	52	23	90	1
1301 10 04	3	75	23	123	1
1301 10 02	5	130	23	187	1
1301 10 03	10	255	23	341	1

3505 Special extension



Code	L mm	d mm	g	g
1321 00 01	120	23.2	186	1

510 Universal joint

• DIN 3123/ISO 3316



Code	L mm	d mm	g	g
1302 00 00	71	25	146	5

510QR QuickRelease universal joint

QR

• DIN 3123/ISO 3316
• with QuickRelease safety lock
• patent



Code	L mm	d mm	g	g
1302 10 00	80	25	155	1

5513 Set of adaptors

content 5 pieces:

- No 409, 1/4" socket x 3/8" plug
- No 431, 3/8" socket x 1/4" plug
- No 432, 3/8" socket x 1/2" plug
- No 513, 1/2" socket x 3/8" plug
- No 514, 1/2" socket x 3/4" plug



Code	g
96 12 10 03	648

12,5
1/2"

DIN
3120

ISO
1174-1

3

Socket sets and sockets

12,5
1/2"

DIN
3120

ISO
1174-1

513 Reducing adaptor

HPQ

- 1/2" socket x 3/8" plug (12.5 x 10)
- maximum torque 202 N·m
- DIN 3123/ISO 3316
- HPQ® high performance steel



Code	L mm	d mm	△ g	
13030002	35	22.7	60	5

514 Extending adaptor

HPQ

- 1/2" socket x 3/4" plug (12.5 x 20)
- DIN 3123/ISO 3316
- HPQ® high performance steel



Code	L mm	d mm	△ g	
13030005	44	25	110	5

7789-1 Extending adaptor

HPQ

- 1/2" socket x 1" plug (12.5 x 25)
- HPQ® high performance steel



Code	L mm	d mm	△ g	
58522089	35	36.5	175	1

409M/432M/ 514M/3 Set extending adaptors

- content 3 pieces:
- 1/4" socket x 3/8" plug
 - 3/8" socket x 1/2" plug
 - 1/2" socket x 3/4" plug



Code	△ g
96121002	120

514M Extending adaptor

- 1/2" socket x 3/4" plug (12.5 x 20)



Code	L mm	∅ mm	△ g	
13030010	22	38	40	1

543 Bit holder

- 5/16" inside hexagon
- DIN 3126/ISO 1173 D 8
- internal hex drive with a collar-thrust spring
- bits are easy to insert, lock securely in position and can be removed just as easily; even hex bits with a wide groove (Type E, DIN 3126/ISO 1173)



Code	L mm	d mm	△ g	
13180010	38	22	65	5

150

52/9/3 Socket set 1/2" □

- in sturdy, stackable ABS plastic case
- Content 12 pieces:
9 sockets with hexagon No 52:
10; 13; 16; 17; 18; 19; 21; 22;
24 mm
1 ratchet No 512
2 extensions No 509/5 (130 mm),
No 509/10 (255 mm)



Code	△ g
96031343	2878

50/12/3 Socket set 1/2" □

- in sturdy, stackable ABS plastic case
- Content 15 pieces:
12 sockets with bi-hexagon No 50:
10; 13; 16; 17; 18; 19; 21; 22;
24; 27; 30; 32 mm
1 ratchet No 512
2 extensions No 509/5 (130 mm),
No 509/10 (255 mm)



Code	△ g
96031435	3300

52/12/3 Socket set 1/2" □


- in sturdy, stackable ABS plastic case
- Content 15 pieces:
12 sockets with hexagon No 52:
10; 13; 16; 17; 18; 19; 21; 22;
24; 27; 30; 32 mm
1 ratchet No 512
2 extensions No 509/5 (130 mm),
No 509/10 (255 mm)



Code	△ g
96031436	3412

54/8/4 Socket set 1/2" □

- in sturdy, stackable ABS plastic case
- Content 12 pieces:
8 INHEX sockets No 54:
4; 5; 6; 8; 10; 12; 14; 17 mm
1 ratchet No 512
2 extensions No 509/5 (130 mm),
No 509/10 (255 mm)
1 T-handle No 506



Code	△ g
96031501	3370

52/16/5 Socket set 1/2"

● in sturdy, stackable ABS plastic case

Content 21 pieces:

15 sockets with hexagon No 52:
10; 11; 12; 13; 14; 15; 16; 17;
18; 19; 21; 22; 24; 27; 30 mm

1 socket, long, with rubber insert
No 51: 16 mm - 5/8"

1 ratchet No 512

2 extensions No 509/5 (130 mm), No 509/10 (255 mm)

1 T-handle No 506

1 universal joint No 510



Code	♻️ g
9603 1406	4478

52/16/6 Socket set 1/2"

● in sturdy, stackable ABS plastic case

Content 22 pieces:

16 sockets with hexagon No 52:
10; 11; 12; 13; 14; 15; 16; 17;
18; 19; 21; 22; 24; 27; 30;
32 mm

1 ratchet No 512

3 extensions No 509/3 (75 mm),
No 509/5 (130 mm), No 509/10 (255 mm)

1 T-handle No 506

1 universal joint No 510



Code	♻️ g
9603 1448	4586

12,5
1/2"

DIN
3120

ISO
1174-1

3

50/16/6 Socket set 1/2"

● in sturdy, stackable ABS plastic case

Content 22 pieces:

16 sockets with bi-hexagon No 50:
10; 11; 12; 13; 14; 15; 16; 17;
18; 19; 21; 22; 24; 27; 30;
32 mm

1 ratchet No 512

3 extensions No 509/3 (75 mm),
No 509/5 (130 mm), No 509/10 (255 mm)

1 T-handle No 506

1 universal joint No 510



Code	♻️ g
9603 1447	4502

52/16/6QR Socket set 1/2"

QR

● in sturdy, stackable ABS plastic case

Content 22 pieces:

16 sockets with hexagon No 52:
10; 11; 12; 13; 14; 15; 16; 17;
18; 19; 21; 22; 24; 27; 30;
32 mm

1 ratchet No 512QR N

3 extensions No 509QR/3 (75 mm), No 509QR/5 (130 mm),
No 509QR/10 (255 mm)

1 T-handle No 506QR N

1 universal joint No 510QR



Code	♻️ g
9603 1480	4606

50/16/6QR Socket set 1/2"

QR

● in sturdy, stackable ABS plastic case

Content 22 pieces:

16 sockets with bi-hexagon No 50:
10; 11; 12; 13; 14; 15; 16; 17;
18; 19; 21; 22; 24; 27; 30;
32 mm

1 ratchet No 512QR N

3 extensions No 509QR/3 (75 mm), No 509QR/5 (130 mm),
No 509QR/10 (255 mm)

1 T-handle No 506QR

1 universal joint No 510QR



Code	♻️ g
9603 1446	4502

50/22/6 Socket set 1/2"

● in sturdy, stackable ABS plastic case

Content 28 pieces:

22 sockets with bi-hexagon No 50:
8; 9; 10; 11; 12; 13; 14; 15; 16;
17; 18; 19; 20; 21; 22; 23; 24;
26; 27; 28; 30; 32 mm

1 ratchet No 512

3 extensions No 509/3 (75 mm),
No 509/5 (130 mm), No 509/10 (255 mm)

1 T-handle No 506

1 universal joint No 510



Code	♻️ g
9603 1407	5076

12.5
1/2"

DIN
3120

ISO
1174-1

52/22/6 Socket set 1/2"

- in sturdy, stackable ABS plastic case
- Content 28 pieces:
 - 22 sockets with hexagon No 52: 8; 9; 10; 11; 12; 13; 14; 15; 16; 17; 18; 19; 20; 21; 22; 23; 24; 26; 27; 28; 30; 32 mm
 - 1 ratchet No 512
 - 3 extensions No 509/3 (75 mm), No 509/5 (130 mm), No 509/10 (255 mm)
 - 1 T-handle No 506
 - 1 universal joint No 510




Code	 g
96031409	5138

50ma/39/6N Socket set 1/2"

- in sturdy sheet steel case
- Content 45 pieces:
 - 39 sockets with bi-hexagon
 - No 50: 10; 11; 12; 13; 14; 15; 16; 17; 18; 19; 20; 21; 22; 23; 24; 25; 26; 27; 28; 30; 32; 34 mm
 - No 50a: 3/8; 7/16; 1/2; 9/16; 19/32; 5/8; 11/16; 3/4; 25/32; 13/16; 7/8; 15/16; 1; 1 1/16; 1 1/8; 1 3/16; 1 1/4"
 - 1 ratchet No 512
 - 3 extensions No 509/3 (75 mm), No 509/5 (130 mm), No 509/10 (255 mm)
 - 1 T-handle No 506
 - 1 universal joint No 510




Code	 g
96030140	9020

50ma/39/6QR Socket set 1/2"

- in sturdy sheet steel case
- Content 45 pieces:
 - 39 sockets with bi-hexagon
 - No 50: 10; 11; 12; 13; 14; 15; 16; 17; 18; 19; 20; 21; 22; 23; 24; 25; 26; 27; 28; 30; 32; 34 mm
 - No 50a: 3/8; 7/16; 1/2; 9/16; 19/32; 5/8; 11/16; 3/4; 25/32; 13/16; 7/8; 15/16; 1; 1 1/16; 1 1/8; 1 3/16; 1 1/4"
 - 1 ratchet No 512QR N
 - 3 extensions No 509QR/3 (75 mm), No 509QR/5 (130 mm), No 509QR/10 (255 mm)
 - 1 T-handle No 506QR
 - 1 universal joint No 510QR




Code	 g
96030107	8890

40/52/27/11 Socket set 1/4"; 1/2"

- in sturdy, stackable ABS plastic case
- Content 38 pieces:
 - 9 sockets with hexagon No 40: 4; 5; 5.5; 6; 7; 8; 9; 10; 11 mm
 - 10 sockets with hexagon No 52: 13; 16; 17; 18; 19; 21; 22; 24; 27; 30 mm
 - 3 INHEX sockets No 44: 3; 4; 5 mm
 - 5 INHEX sockets No 54: 6; 8; 10; 12; 14 mm
 - 2 ratchets No 415, No 512
 - 4 extensions No 405/2 (54 mm), No 509/5 (130 mm), No 405/6 (150 mm), No 509/10 (255 mm)
 - 2 universal joints No 407, No 510
 - 1 drive handle No 400
 - 2 T-handles No 404, No 506




Code	 g
96011160	4915

50/43/7 Socket set 1/2"

- in sturdy sheet steel case
- Content 50 pieces:
 - 23 sockets with bi-hexagon No 50: 8; 10; 11; 12; 13; 14; 15; 16; 17; 18; 19; 20; 21; 22; 23; 24; 25; 26; 27; 28; 30; 32; 34 mm
 - 7 sockets, long, No 51: 13; 17; 18; 19; 22; 24; 27 mm
 - 2 sockets, long with rubber insert No 51: 16 mm - 5/8", 20.8 mm - 13/16"
 - 6 UNIFLEX sockets with hexagon No 53: 10; 13; 16; 17; 18; 19 mm
 - 5 INHEX sockets No 54: 4; 5; 6; 8; 10 mm
 - 1 ratchet No 512
 - 3 extensions No 509/3 (75 mm), No 509/5 (130 mm), No 509/10 (255 mm)
 - 1 flexible handle No 504/15
 - 1 T-handle No 506
 - 1 universal joint No 510




Code	 g
96030136	11270

50/54/25/6 Socket set 1/2"

- in sturdy, stackable ABS plastic case
- Content 31 pieces:
 - 17 sockets with bi-hexagon No 50: 8; 10; 11; 12; 13; 14; 15; 16; 17; 18; 19; 21; 22; 24; 27; 30; 32 mm
 - 8 INHEX sockets No 54: 4; 5; 6; 7; 8; 10; 12; 14 mm
 - 1 ratchet No 512
 - 3 extensions No 509/3 (75 mm), No 509/5 (130 mm), No 509/10 (255 mm)
 - 1 T-handle No 506
 - 1 universal joint No 510



Code	 g
96031439	5270

50/54/25/6QR Socket set 1/2"
QR

- in sturdy, stackable ABS plastic case

Content 31 pieces:

 17 sockets with bi-hexagon No 50:
 8; 10; 11; 12; 13; 14; 15; 16;
 17; 18; 19; 21; 22; 24; 27; 30;
 32 mm


8 INHEX sockets No 54: 4; 5; 6; 7; 8; 10; 12; 14 mm

1 ratchet No 512QR N

 3 extensions No 509QR/3 (75 mm), No 509QR/5 (130 mm),
 No 509QR/10 (255 mm)

1 T-handle No 506QR

1 universal joint No 510QR



Code	g
9603 1440	5270

52/54/25/6 Socket set 1/2"

- in sturdy, stackable ABS plastic case

Content 31 pieces:

 17 sockets with hexagon No 52:
 8; 10; 11; 12; 13; 14; 15; 16;
 17; 18; 19; 21; 22; 24; 27; 30;
 32 mm

 8 INHEX sockets No 54: 4; 5; 6; 7;
 8; 10; 12; 14 mm

1 ratchet No 512

 3 extensions No 509/3 (75 mm), No 509/5 (130 mm), No 509/10
 (255 mm)

1 T-handle No 506

1 universal joint No 510



Code	g
9603 1239	5306

52/54/25/6QR Socket set 1/2"
QR

- in sturdy, stackable ABS plastic case

Content 31 pieces:

 17 sockets with hexagon No 52:
 8; 10; 11; 12; 13; 14; 15; 16;
 17; 18; 19; 21; 22; 24; 27; 30;
 32 mm


8 INHEX sockets No 54: 4; 5; 6; 7; 8; 10; 12; 14 mm

1 ratchet No 512QR N

 3 extensions No 509QR/3 (75 mm), No 509QR/5 (130 mm),
 No 509QR/10 (255 mm)

1 T-handle No 506QR

1 universal joint No 510QR



Code	g
9603 1240	5306

87 Socket set 1/2"

- in sturdy, stackable ABS plastic case

Content 47 pieces:

 19 sockets with bi-hexagon No 50:
 8; 9; 10; 11; 12; 13; 14; 15; 16;
 17; 18; 19; 21; 22; 24; 27; 30;
 32; 34 mm

 13 combination spanners No 13:
 10; 11; 12; 13; 14; 15; 16; 17;
 18; 19; 21; 22; 24 mm

 2 sockets, long, with rubber insert
 No 51: 16 mm - 5/8";
 20.8 mm - 13/16"

 7 INHEX sockets No 54:
 4; 5; 6; 7; 8; 10; 12 mm

1 ratchet No 512

 3 extensions No 509/3 (75 mm), No 509/5 (130 mm),
 No 509/10 (255 mm)

1 T-handle No 506

1 universal joint No 510



Code	g
9603 1101	7520

876 Socket set 1/2"

- in sturdy, stackable ABS plastic case

Content 47 pieces:

 19 sockets with hexagon No 52:
 8; 9; 10; 11; 12; 13; 14; 15; 16;
 17; 18; 19; 21; 22; 24; 27; 30;
 32; 34 mm

 13 combination spanners No 13:
 10; 11; 12; 13; 14; 15; 16; 17;
 18; 19; 21; 22; 24 mm

 2 sockets, long, with rubber
 insert No 51: sizes 16 mm - 5/8";
 20.8 mm - 13/16"

 7 INHEX sockets No 54:
 4; 5; 6; 7; 8; 10; 12 mm

1 ratchet No 512

 3 extensions No 509/3 (75 mm), No 509/5 (130 mm),
 No 509/10 (255 mm)

1 T-handle No 506

1 universal joint No 510



Code	g
9603 2301	7600

50TX/16/5 Socket set TORX® 1/2"

- in sturdy, stackable ABS plastic case

Content 21 pieces:

 7 sockets for external TORX® screws
 No 50TX: sizes E10; E12; E14;
 E16; E18; E20; E24

 9 screwdriver sockets for internal
 TORX® screws No 54TX: sizes T20;
 T25; T27; T30; T40; T45; T50; T55;
 T60

1 ratchet No 512

 3 extensions No 509/2 (52 mm), No 509/5 (130 mm),
 No 509/10 (255 mm)

1 universal joint No 510



Code	g
9603 3702	3655

12,5
 1/2"

DIN
 3120

ISO
 1174-1

3

12,5
1/2"

DIN
3120

ISO
1174-1

876TX Socket set TORX® 1/2" □

- in sturdy, stackable ABS plastic case
- Content 39 pieces:
 - 12 sockets with hexagon No 52: 8; 10; 13; 16; 17; 18; 19; 21; 22; 24; 27; 30 mm
 - 6 INHEX sockets No 54: 5; 6; 8; 10; 12; 14 mm
 - 7 sockets for external TORX® screws No 50TX: sizes E10; E12; E14; E16; E18; E20; E24
 - 9 screwdriver sockets for internal TORX® screws No 54TX: sizes T20; T25; T27; T30; T40; T45; T50; T55; T60
 - 1 ratchet No 512
 - 2 extensions No 509/5 (130 mm), No 509/10 (255 mm)
 - 1 T-handle No 506
 - 1 universal joint No 510



Code	△△ g
9881 1909	6255

86TX Socket set TORX® 1/4; 1/2" □


- in sturdy, stackable ABS plastic case
- Content 63 pieces:
 - 9 sockets with hexagon No 40: 4; 5; 5.5; 6; 7; 8; 9; 10; 11 mm
 - 10 sockets with hexagon No 52: 13; 16; 17; 18; 19; 21; 22; 24; 27; 30 mm
 - 5 sockets for external TORX® screws No 40TX: sizes E4; E5; E6; E7; E8
 - 7 sockets for external TORX® screws No 50TX: sizes E10; E12; E14; E16; E18; E20; E24
 - 3 INHEX sockets No 44: 3; 4; 5 mm
 - 5 INHEX sockets No 54: 6; 8; 10; 12; 14 mm
 - 6 screwdriver sockets for internal TORX® screws No 44KTX: sizes T8; T9; T10; T15; T20; T25
 - 7 screwdriver sockets for internal TORX® screws No 54TX: sizes T27; T30; T40; T45; T50; T55; T60
 - 2 ratchets No 415, No 512
 - 4 extensions No 405/2 (54 mm), No 509/5 (130 mm), No 405/6 (150 mm), No 509/10 (255 mm)
 - 2 universal joints No 407, No 510
 - 1 drive handle No 400
 - 2 T-handles No 404, No 506



Code	△△ g
9601 3702	6500

89TX Socket set TORX® 1/4; 3/8; 1/2" □

- in sturdy, stackable ABS plastic case
- Content 35 pieces:
 - 3 sockets for external TORX® screws No 40TX: sizes E4; E5; E6
 - 2 screwdriver sockets for internal TORX® screws No 44KTX: sizes T8; T9
 - 4 sockets for external TORX® screws No 45TX: sizes E7; E8; E10; E12
 - 5 screwdriver sockets for internal TORX® screws No 49TX: sizes T10; T15; T20; T25; T27
 - 6 sockets for external TORX® screws No 50TX: sizes E11; E14; E16; E18; E20; E24
 - 6 screwdriver sockets for internal TORX® screws No 54TX: sizes T30; T40; T45; T50; T55; T60
 - 7 bits ⊕ 1440: T10; 1441: T15; 1442: T20; 1443: T25; 1444: T27; 1445: T30; 1446: T40
 - 1 bit-holder No 442
 - 1 TORX® controller: sizes E6; E7; E8; E10; E12; E14; E16; T10; T15; T20; T25; T27; T30; T40; T45; T47; T50; T55; T60



Code	△△ g
9881 1908	2420

50a/17/6 Socket set 1/2" □

- in sturdy, stackable ABS plastic case
- Content 23 pieces:
 - 17 sockets with bi-hexagon No 50a: 3/8; 7/16; 1/2; 9/16; 5/8; 11/16; 3/4; 25/32; 13/16; 7/8; 15/16; 1; 1 1/16; 1 1/8; 1 3/16; 1 1/4"
 - 1 ratchet No 512
 - 3 extensions No 509/2 (52 mm), No 509/5 (130 mm), No 509/10 (255 mm)
 - 1 T-handle No 506
 - 1 universal joint No 510



Code	△△ g
9603 51 25	4640

87a Socket set 1/2" □

- in sturdy, stackable ABS plastic case
- Content 40 pieces:
 - 15 sockets with bi-hexagon No 50a: 3/8; 7/16; 1/2; 9/16; 5/8; 11/16; 3/4; 13/16; 7/8; 15/16; 1; 1 1/16; 1 1/8; 1 3/16; 1 1/4"
 - 2 sockets, long, with rubber insert No 51: 16 mm - 5/8"; 20.8 mm - 13/16"
 - 5 INHEX sockets No 54a: 7/32; 1/4; 5/16; 3/8; 1/2"
 - 12 combination spanners No 13a: 1/4; 5/16; 11/32; 3/8; 7/16; 1/2; 9/16; 5/8; 11/16; 3/4; 13/16; 7/8"
 - 1 ratchet No 512
 - 3 extensions No 509/2 (52 mm), No 509/5 (130 mm), No 509/10 (255 mm)
 - 1 T-handle No 506
 - 1 universal joint No 510



Code	△△ g
9603 51 01	6700

TCS 1/2"-512/6


- 175 x 350 x 35 mm
- 6 pieces

Code	g
96838175	1845

No	Content
506	1/2" ■ 300 mm
509/2	1/2" ■ ○ 52 mm
509/5	1/2" ■ ○ 130 mm
509/10	1/2" ■ ○ 255 mm
510	1/2" ■ ○ 71 mm
512	1/2" ■

TCS 1/2" - 512/6QR
NEW


- 175 x 350 x 35 mm
- 6 pieces

Code	g
96830362	1845

No	Content
506QR	1/2" ■ 300 mm
509QR/2	1/2" ■ ○ 52 mm
509QR/5	1/2" ■ ○ 130 mm
509QR/10	1/2" ■ ○ 255 mm
510QR	1/2" ■ ○ 80 mm
512QR N	1/2" ■

12
1/2"

DIN
3120

ISO
1174-1

3
TCS 1/2"-512/9


- 175 x 350 x 40 mm
- 9 pieces

Code	g
96830603	2364

No	Content
506	1/2" ■ 300 mm
509/2	1/2" ■ ○ 52 mm
509/5	1/2" ■ ○ 130 mm
509/10	1/2" ■ ○ 255 mm (2x)
510	1/2" ■ ○ 71 mm
512	1/2" ■
513	3/8" ■ 1/2" ○
514	3/4" ■ 1/2" ○

TCS 1/2" - 512/9QR
NEW


- 175 x 350 x 40 mm
- 9 pieces

Code	g
96830363	2364

No	Content
506QR	1/2" ■ 300 mm
509QR/2	1/2" ■ ○ 52 mm
509QR/5	1/2" ■ ○ 130 mm
509QR/10	1/2" ■ ○ 255 mm (2x)
510QR	1/2" ■ ○ 80 mm
512QR N	1/2" ■
513	3/8" ■ 1/2" ○
514	3/4" ■ 1/2" ○

ES 1/2" - 512/6


- 175 x 350 x 35 mm
- 6 pieces

Code	g
96838113	1915

No	Content
506	1/2" ■ 300 mm
509/2	1/2" ■ ○ 52 mm
509/5	1/2" ■ ○ 130 mm
509/10	1/2" ■ ○ 255 mm
510	1/2" ■ ○ 71 mm
512	1/2" ■

Socket sets and sockets

12,5
1/2"

DIN
3120

ISO
1174-1

TCS 50/52/30/6MF



- 350 x 350 x 70 mm
- 36 pieces

Code	8
96830354	4604

No	Content
50	1/2" ○ 10; 11; 12; 13; 14; 15; 16; 17; 18; 19; 30 mm
52	1/2" ○ 12; 13; 17; 18; 19; 20; 21; 22; 24; 27; 30; 32; 34 mm
54	1/2" ○ 5; 6; 7; 8; 10; 12 mm
506	1/2" ■ 300 mm
509/5	1/2" ■ ○ 130 mm
509/10	1/2" ■ ○ 255 mm
510	1/2" ■ ○ 71 mm
512	1/2" ■
513	3/8" ■ 1/2" ○

TCS 50/52/30/6MF QR



- 350 x 350 x 70 mm
- 36 pieces

Code	8
96830360	4604

No	Content
50	1/2" ○ 10; 11; 12; 13; 14; 15; 16; 17; 18; 19; 30 mm
52	1/2" ○ 12; 13; 17; 18; 19; 20; 21; 22; 24; 27; 30; 32; 34 mm
54	1/2" ○ 5; 6; 7; 8; 10; 12 mm
506QR	1/2" ■ 300 mm
509QR/5	1/2" ■ ○ 130 mm
509QR/10	1/2" ■ ○ 255 mm
510QR	1/2" ■ ○ 71 mm
512QR N	1/2" ■
513	3/8" ■ 1/2" ○

TCS 52/14/4



- 175 x 350 x 50 mm
- 18 pieces

Code	8
96838781	2510

No	Content
52	1/2" ○ 10; 11; 12; 13; 14; 15; 16; 17; 18; 19; 22; 24; 27; 30 mm
509/5	1/2" ■ ○ 130 mm
509/10	1/2" ■ ○ 255 mm
510	1/2" ■ ○ 71 mm
512	1/2" ■

TCS 52/14/4QR



- 175 x 350 x 50 mm
- 18 pieces

Code	8
96830352	2510

No	Content
52	1/2" ○ 10; 11; 12; 13; 14; 15; 16; 17; 18; 19; 22; 24; 27; 30 mm
509QR/5	1/2" ■ ○ 130 mm
509QR/10	1/2" ■ ○ 255 mm
510QR	1/2" ■ ○ 80 mm
512QR N	1/2" ■

Tool Control System.
The safety inlay system.

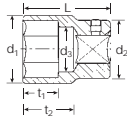


Designed to fit our Tool Trolleys and Tool boxes
With yellow signal cut-outs to show whether all
the tools are in their places.

55 Sockets

AS HPQ

- DIN 3124/ISO 2725-1, ASME B 107.5 M
- AS-drive and HPQ® high performance steel up to 38 mm, chrome plated

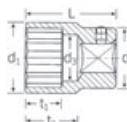


Code	mm	d ₁ mm	d ₂ mm	d ₃ mm	L mm	t ₁ mm	t ₂ mm	g	g
05010019	19	28.5	34.7	17	50	16	26	183	5
05010021	21	31	34.7	18	50	16	26	190	5
05010022	22	32	34.7	19	51	17	25.2	199	5
05010024	24	34	34.7	21	51	18.5	24.6	200	5
05010027	27	38.5	38	24	54	20	26.8	263	5
05010030	30	42	38	27	58	21	33.6	313	5
05010032	32	44.5	38	29	58	22	33	326	2
05010033	33	46	40	30	60	22	34.7	372	2
05010034	34	47	40	31	60	24	34.4	363	2
05010036	36	49.5	40	33	60	24	33.9	386	2
05010038	38	52	40	35	64	30	37.3	429	2
05010041	41	55.5	40	33	67	30	37.5	510	2
05010046	46	61	40	33	73	34	43.5	600	1
05010050	50	66	40	33	80	34	48.5	769	1
05010055	55	72	45	33	80	36	49.5	970	1
05010060	60	78	45	33	80	40	50.5	1025	1

55a Sockets

AS HPQ

- SAE AS 954-E (test loads), ASME B 107.1
- AS-drive and HPQ® high performance steel up to 1 1/2", chrome plated

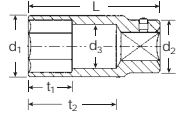


Code	"	d ₁ mm	d ₂ mm	d ₃ mm	L mm	t ₁ mm	t ₂ mm	g	g
05410040	3/4	28.5	34.7	18.6	26	50	16	176	2
05410042	13/16	31	34.7	19.4	25.1	51	16.5	190	2
05410044	7/8	33	34.7	21	24.5	51	18	240	2
05410046	15/16	34	34.7	22.5	24.2	51	18.5	248	2
05410048	1	37	38	24	24.8	52	20	251	2
05410050	1 1/16	38.5	38	26	26.2	54	20	265	2
05410052	1 1/8	41	38	27.5	32.5	57	20	297	2
05410056	1 1/4	44.5	38	30.5	32.6	58	22	339	2
05410058	1 5/16	46.5	40	32.1	33.1	59	24	348	2
05410060	1 3/8	48.5	40	33.7	32.7	59	24	375	2
05410062	1 7/16	50	40	35.3	33.2	60	27	395	2
05410064	1 1/2	52	40.5	36.8	36.8	64	30	415	2
05410066	1 5/8	56	40	33	37.5	67	30	469	1
05410067	1 11/16	58	40	33	40.5	70	32	524	1
05410068	1 3/4	59.5	40	33	40.5	70	32	524	1
05410069	1 13/16	61.5	40	33	43.5	73	34	605	1
05410070	1 7/8	63.5	40	33	45	76	34	660	1
05410072	2	67	40	33	48.5	80	34	757	1

56 Sockets

AS HPQ

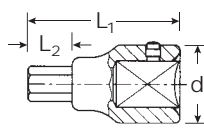
- DIN 3124/ISO 2725-1, ASME B 107.5 M
- extra deep
- AS-drive and HPQ® high performance steel up to 36 mm, chrome plated



Code	mm	d ₁ mm	d ₂ mm	d ₃ mm	L mm	t ₁ mm	t ₂ mm	g	g
05020022	22	32	34.7	19	64.2	90	40	374	5
05020024	24	34	34.7	21	63.6	90	40	341	5
05020027	27	38.5	38	24	62.8	90	40	443	5
05020030	30	42	38	27	65.6	90	40	477	5
05020032	32	44.5	38	29	65	90	40	526	2
05020034	34	47	40	31	64.4	90	40	562	2
05020036	36	49.5	40	33	63.9	90	40	570	2
05020041	41	55.5	40	38	58.5	90	40	714	2

59 INHEX sockets

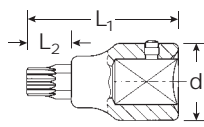
- for socket head screws
- DIN 7422
- Chrome Alloy Steel, chrome plated



Code	mm	L ₁ mm	L ₂ mm	d mm	g	g
05050014	14	80	25	34.7	272	1
05050017	17	80	25	34.7	311	1
05050019	19	80	25	34.7	346	1
05050022	22	80	25	40	510	1

59X Screwdriver sockets

- for trisquare socket head screws (XZN®)
- Chrome Alloy Steel, chrome plated



Code	size	L ₁ mm	L ₂ mm	d mm	g	g
05060014	M14	90	35	34.7	281	1
05060016	M16	80	25	34.7	302	1
05060018	M18	100	45	34.7	375	1

Application: Flywheel and oscillation damper on Mercedes-Benz commercial vehicles

20
3/4"

DIN
3120

ISO
1174-1

3

20
3/4"

DIN
3120

ISO
1174-1

59TX Screwdriver sockets

- for inside TORX® screws
- Chrome Alloy Steel, chrome plated



Code	size	mm	L ₁ mm	L ₂ mm	d mm	g	
05 100060	T60	13.2	80	25	34.7	260	1
05 100070	T70	15.5	80	25	34.7	285	1
05 100080	T80	17.6	80	25	34.7	300	1
05 100090	T90	19.9	80	25	34.7	331	1
05 100100	T100	22.1	80	25	40	474	1

Application: size T80 for MAN series M, size T100 for MAN series F

554 Flexible head

- with QuickRelease safety lock
- for use with bar handle No 558



Code	L mm	d mm	g	
15060000	132	40	795	5

556 Sliding head

- can be used as a T-handle in combination with bar handle No 558



Code	L mm	d mm	g	
15070000	61.5	40	318	5

558 Bar handle



Code	L mm	d mm	g	
15170000	510	20	1259	2

559 Extensions

- DIN 3123/ISO 3316



Code	size	L mm	d mm	g	
15010003	4	95	35	369	5
15010001	8	200	35	705	5
15010002	16	400	35	1255	5

561 Universal joint

- DIN 3123/ISO 3316



Code	L mm	d mm	g	
15020000	109	40	566	1

568 Reducing adaptor

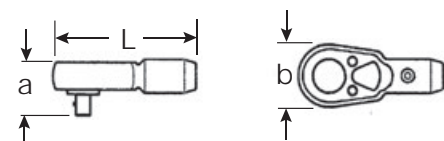
- 3/4" socket x 1/2" plug (20 x 12.5)
- maximum torque 512 N·m
- DIN 3123/ISO 3316
- HPQ® high performance steel



Code	L mm	d mm	g	
15030003	55	34.7	203	5

Drive tools and accessories

- 3/4" □
- finish: Chrome Alloy Steel, chrome plated



552 Ratchet

- reversible
- 36 teeth
- with QuickRelease safety lock
- for use with bar handle No 558



Code	L mm	b mm	a mm	g	
15110000	165	70	55	1670	1

5520 Spare parts set for ratchet No 552

Content 7 pieces:
1 pinion, 1 pawl, 1 lever, 1 ball, 1 compression spring, 2 screws

Code	g	
19050000	536	1

563 Ratchet adaptor

- reversible
- 44 teeth



Code	L mm	∅ mm	g	
15140000	105.5	63	1257	1

3

569 Extending adaptor

- HPQ
- 3/4" inside x 1" plug (20 x 25)
- DIN 3123/ISO 3316
- HPQ* high performance steel



Code	L mm	d mm	♻️ g	📦
15030006	61	34.7	315	5

55/10/6 Socket set 3/4" □

- in sturdy sheet steel case
- Content 16 pieces:
- 10 sockets with hexagon No 55:
22; 24; 27; 30; 32; 34; 36; 41;
46; 50 mm
- 1 ratchet No 552
- 2 extensions No 559/8 (200 mm),
No 559/16 (400 mm)
- 1 flexible head No 554
- 1 sliding head for T-handle No 556
- 1 bar handle No 558



Code	♻️ g
96050104	13965

55/9/6N Socket set 3/4" □

- in sturdy sheet steel case
- Content 15 pieces:
- 9 sockets with hexagon No 55:
32; 34; 36; 38; 41; 46; 50; 55;
60 mm
- 1 ratchet No 552
- 2 extensions No 559/8 (200 mm),
No 559/16 (400 mm)
- 1 flexible head No 554
- 1 sliding head for T-handle No 556
- 1 bar handle No 558



Code	♻️ g
96050103	15731

55a/10/5 Socket set 3/4" □

- in sturdy sheet steel case
- Content 15 pieces:
- 10 sockets with bi-hexagon No 55a:
1 1/16; 1 1/8; 1 1/4; 1 3/8; 1 7/16;
1 1/2; 1 5/8; 1 3/4; 1 13/16; 1 7/8"
- 1 ratchet No 552
- 2 extensions No 559/8 (200 mm),
No 559/16 (400 mm)
- 1 sliding head for T-handle No 556
- 1 bar handle No 558



Code	♻️ g
96054101	12620

55a/16/6 Socket set 3/4" □

- in sturdy sheet steel case
- Content 22 pieces:
- 16 sockets with bi-hexagon
No 55a: 7/8; 15/16; 1; 1 1/16;
1 1/8; 1 1/4; 1 5/16; 1 3/8;
1 7/16; 1 1/2; 1 5/8; 1 11/16;
1 3/4; 1 13/16; 1 7/8; 2"
- 1 ratchet No 552
- 2 extensions
No 559/8 (200 mm),
No 559/16 (400 mm)
- 1 flexible head No 554
- 1 sliding head for T-handle No 556
- 1 bar handle No 558



Code	♻️ g
96054103	16750

ES 55/6/4


- 530 x 350 x 83 mm
- 10 pieces

Code	♻️ g
96838174	7875

No	Content
55	3/4" ○ 34; 36; 41; 46; 50; 55 mm
552	3/4" ■
556	3/4" ■
558	510 mm
559/8	3/4" ■ ○ 200 mm

TCS 55/11/6


- 530 x 350 x 90 mm
- 17 pieces

Code	♻️ g
96830221	10100

No	Content
55	3/4" ○ 22; 24; 27; 30; 32; 34; 36; 38; 41; 46; 50 mm
552	3/4" ■
556	3/4" ■
558	510 mm
559/8	3/4" ■ ○ 200 mm
559/16	3/4" ■ ○ 400 mm
568	1/2" ■ 3/4" ○

20
3/4"

DIN
3120

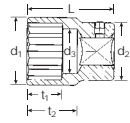
ISO
1174-1

3

60 Sockets



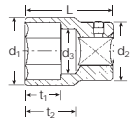
- DIN 3124/ISO 2725-1
- AS-drive and HPQ® high performance steel up to 36 mm, chrome plated



Code	mm	d ₁ mm	d ₂ mm	d ₃ mm	L mm	t ₁ mm	t ₂ mm	g	
06010030	30	42.5	43	27	65	20	33.1	371	2
06010032	32	45	43	29	67	24	34.6	374	2
06010034	34	47	43	31	67	24	34	398	2
06010036	36	49.5	48	33	67	24	33.4	493	2
06010041	41	55.5	48	36	70	30	37.5	530	1
06010046	46	61	49	40	75	32	43.5	622	1
06010050	50	66	48	43	80	34	47.5	707	1
06010055	55	72	48	49	85	36	49.5	920	1
06010060	60	78	48	53	90	40	56.5	992	1

60 Sockets

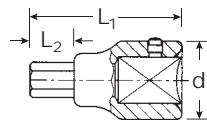
- DIN 3124/ISO 2725-1
- Chrome-Alloy-Steel, chrome plated



Code	mm	d ₁ mm	d ₂ mm	d ₃ mm	L mm	t ₁ mm	t ₂ mm	g	
06010065	65	87	60	58	105	40	68.5	1917	1
06010070	70	94	60	63	110	42	72.5	2210	1
06010075	75	101	60	68	115	45	78.5	2525	1
06010080	80	108	60	73	120	48	83.5	2865	1

64 INHEX sockets

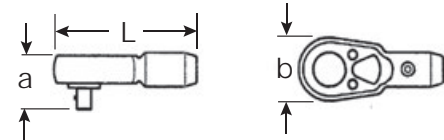
- DIN 7422
- Chrome Alloy Steel, chrome plated



Code	mm	L ₁ mm	L ₂ mm	d mm	g	
06050014	14	85	25	43	390	1
06050017	17	85	25	43	417	1
06050019	19	85	25	43	445	1
06050022	22	90	25	48	661	1
06050024	24	90	25	48	719	1
06050027	27	90	25	49	827	1

Drive tools and accessories

- 1" □
- finish: Chrome Alloy Steel, chrome plated



882 Ratchet



- reversible
- 36 teeth
- with QuickRelease safety lock
- for use with bar handle No 888



Code	L mm	b mm	a mm	g	
16110000	185	70	60	1984	1

8820 Spare parts set for ratchet No 882

Content 7 pieces:
1 pinion; 1 pawl; 1 lever; 1 ball; 1 compression spring; 2 screws

Code	g	
19070000	609	1

884 Flexible head



- with QuickRelease safety lock
- for use with bar handle No 888



Code	L mm	d mm	g	
16060000	195	48	1848	1

886 Sliding head

- can be used as a T-handle in combination with bar handle No 888



Code	L mm	d mm	g	
16070000	80	48	616	1

888 Bar handle



Code	L mm	d mm	g	
16170000	700	28	3337	1

859 Extensions

• DIN 3123/ISO 3316



Code	size	L mm	d mm		
16010001	8	200	43	1004	2
16010002	16	410	43	1794	2

866 Reducing adaptor

HPQ

- 1" socket x 3/4" plug (25 x 20)
- maximum torque 1412 N·m
- DIN 3123/ISO 3316
- HPQ® high performance steel



Code	L mm	d mm		
16030005	70	43	347	2

60/6/6/882 Socket set 1"

- in sturdy sheet steel case
- Content 12 pieces:
- 6 sockets with bi-hexagon No 60:
36; 41; 46; 50; 55; 60 mm
- 1 ratchet No 882
- 2 extensions No 859/8 (200 mm),
No 859/16 (410 mm)
- 1 flexible head No 884
- 1 sliding head for T-handle No 886
- 1 bar handle No 888



Code	
96060101	19720

60/8/6/882 Socket set 1"

- in sturdy sheet steel case
- Content 14 pieces:
- 4 sockets with bi-hexagon No 60:
46; 50; 55; 60 mm
- 4 sockets with hexagon No 60:
65; 70; 75; 80 mm
- 1 ratchet No 882
- 2 extensions No 859/8 (200 mm), No 859/16 (410 mm)
- 1 flexible head No 884
- 1 sliding head for T-handle No 886
- 1 bar handle No 888

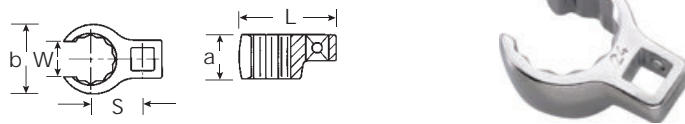


Code	
96060103	30000

440 CROW-RING spanners

AS

- Chrome Alloy Steel, chrome plated
- Caution! Modified settings on torque wrench (refer to note on page 201)



Code			L mm	b mm	a mm	S mm	W mm		
01190008	8	1/4	23.8	12.7	8	12.3	6.3	11	1
01190009	9	1/4	28.5	18.2	13.5	14	6.7	21	1
01190010	10¹⁾	1/4	28.4	18.2	13.5	14	7.1	16	1
01190011	11	1/4	28	18.2	13.5	14	8.6	17	1
01190012	12¹⁾	1/4	30.8	20.6	14	15.7	9	20	1
01190013	13	1/4	32	22.2	14	16.4	10	30	1
01190014	14¹⁾	1/4	31.7	22.2	14	16.4	11.1	20	1
02190015	15	3/8	36.5	24.6	17.5	19.1	11.9	34	1
02190016	16	3/8	36.1	24.6	17.5	19.1	13	27	1
02190017	17²⁾	3/8	39.2	27.3	17.5	20.5	14	40	1
02190018	18	3/8	40.8	29	18.5	21.3	14.8	45	1
02190019	19²⁾	3/8	40.5	29	18.5	21.3	15.8	40	1
02190020	20	3/8	42.9	31.3	18.5	22.5	15.8	54	1
02190021	21	3/8	42.8	31.3	18.5	22.5	16.2	45	1
02190022	22²⁾	3/8	45.3	33.5	19	23.6	17	57	1
02190023	23	3/8	47.5	35.7	19.5	24.6	17.5	71	1
02190024	24²⁾	3/8	47.3	35.7	19.5	24.6	18	57	1
02190025	25	3/8	49.3	37.7	20	25.7	19	80	1
02190026	26	3/8	49.3	37.7	20	25.7	19	63	1
02190027	27	3/8	52.8	40	21.4	28.2	20	100	1
02191027	27MB³⁾	3/8	57.1	42.1	15	29.3	20	92	1
03190028	28	1/2	56.8	42.1	22.5	29.3	21	120	1
03190030	30	1/2	63	48	22.5	32.5	22	155	1
03190032	32	1/2	62.5	48	22.5	32.5	24	145	1
03190034	34	1/2	64.2	50	24	33.5	27	146	1
03190036	36	1/2	66.5	51.9	24	34.6	27	150	1
03190038	38	1/2	68.1	53.9	24	35.6	28.6	147	1
03190040	40	1/2	71.8	57.9	24.5	37.7	31	160	1
03190041	41	1/2	71.8	57.9	24.5	37.7	31	169	1
03190042	42	1/2	71	57.9	24.5	37.7	33.2	189	1
03190046	46	1/2	77.7	64.2	26	40.9	34.1	215	1
03190050	50	1/2	83.2	70.5	27.5	44.1	39.7	295	1

¹⁾ for union nuts on fuel injection leads on 4-cylinder Mercedes-Benz diesel engines

²⁾ for use on suction or pressure lines within expansion valve of air conditioning unit (Mercedes-Benz)

³⁾ slim-line version for setting of electronic injection on 440-HP-engines Mercedes-Benz series OM 442

6,3
1/4"

10
3/8"

12,5
1/2"

25
1"

DIN
3120

ISO
1174-1

3

Socket sets and sockets

6,3
1/4"

10
3/8"

12,5
1/2"

DIN
3120

ISO
1174-1

3

440a CROW-RING spanners

AS

- Chrome Alloy Steel, chrome plated
- Caution! Modified settings on torque wrench (refer to note on page 201)

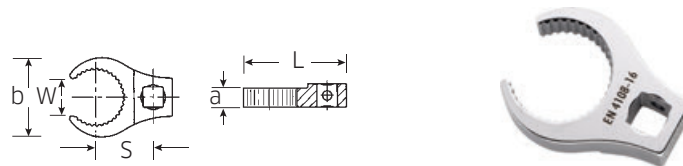
Code	⌀	⌀	L	b	a	S	W	⚖	📦
	"	"	mm	mm	mm	mm	mm	g	
01490024	3/8 ¹⁾	1/4	28.4	18.2	13.5	14	7.1	16	1
01490028	7/16	1/4	28	18.2	13.5	14	8.6	14	1
01490032	1/2	1/4	30.5	20.6	14	15.7	10	19	1
01490034	9/16	1/4	31.7	22.2	14	16.4	11.1	23	1
02490036	5/8	3/8	36.5	24.6	17.5	19.1	11.9	33	1
02490038	11/16	3/8	39.2	27.3	17.5	20.5	14	36	1
02490040	3/4	3/8	40.9	29	18.5	21.3	14.2	44	1
02490042	13/16	3/8	42.9	31.3	18.5	22.5	15.8	51	1
02490044	7/8	3/8	45.2	33.5	19	23.6	17.5	62	1
02490046	15/16	3/8	47.2	35.7	19.5	24.6	18.3	63	1
02490048	1	3/8	49.3	37.7	20	25.7	19	71	1
02490050	1 1/16	3/8	52.8	40	21.4	28.2	20	84	1
03490052	1 1/8	1/2	56.8	42.1	22.5	29.3	21	110	1
03490056	1 1/4	1/2	62.5	48	22.5	32.5	23.8	137	1
03490058	1 5/16	1/2	62.3	48	22.5	32.5	24.6	130	1
03490060	1 3/8	1/2	64.2	50	24	33.5	27	138	1
03490062	1 7/16	1/2	66.5	51.9	24	34.6	27	143	1
03490064	1 1/2	1/2	68.1	53.9	24	35.6	28.6	152	1
03490065	1 9/16	1/2	70.1	55.9	24	36.7	29.4	172	1
03490066	1 5/8	1/2	71.8	57.9	24.5	37.7	31	169	1
03490068	1 3/4	1/2	75.6	62	25.5	39.8	33.2	199	1
03490069	1 13/16	1/2	77.7	64.2	26	40.9	34.1	229	1
03490072	2	1/2	83.2	70.5	27.5	44.1	39.7	277	1
03490076	2 1/4	1/2	91.2	78.7	29.5	48.2	42.8	337	1
03490077	2 5/16	1/2	93.3	80.9	30	49.2	43.6	309	1
03490078	2 3/8	1/2	95.2	83	30.5	50.2	46	385	1

1) for Volvo aero-engines, types "JAS"

440S MJ CROW-RING spanners

HPQ

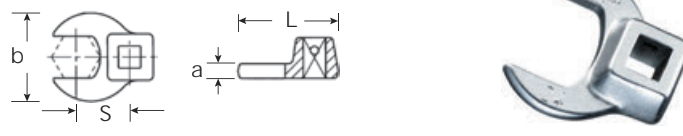
- HPQ® high performance steel, chrome plated
- supersedes No 440 MJ
- EN 4108
- for pipe unions with straight cylindrical involute toothing
- Caution! Modified settings on torque wrench (refer to note on page 201)



Code	Threaded nut	⌀	⌀	L	b	a	S	W	⚖	📦
		mm	"	mm	mm	mm	mm	mm	g	
01211010	MJ10	DN04	1/4	31.9	22	8	17	6.5	54	1
01211014	MJ14	DN06	1/4	36.5	27	8	19.5	8.5	29	1
02211016	MJ16	DN08	3/8	43.8	31	8	24	10.5	46	1
02211018	MJ18	DN10	3/8	45.2	33	8	25	13	47	1
02211020	MJ20	DN12	3/8	46.2	35	8	26	15	49	1
02211022	MJ22	DN14	3/8	48.4	37	9	27	17.5	54	1
02211024	MJ24	DN16	3/8	49.5	39	9	28	19.7	56	1
02211027	MJ27	DN18	3/8	54.4	44	10	31	21.5	70	1
02211030	MJ30	DN20	3/8	60.8	50	10	36	23.7	93	1

540 CROW-FOOT spanners

- Chrome Alloy Steel, chrome plated
- Caution! Modified settings on torque wrench (refer to note on page 201)



Code	⌀	⌀	L	b	a	S	⚖	📦
	mm	"	mm	mm	mm	mm	g	
01200008	8	1/4	25.5	19.8	6.3	14.6	19	1
01200009	9	1/4	25.5	19.8	6.3	14.6	21	1
01200010	10	1/4	25.5	19.8	6.3	14.6	20	1
02200011	11	3/8	32	22.2	6.3	17.4	36	1
02200012	12	3/8	34.3	25.4	6.3	18.2	37	1
02200013	13	3/8	34.3	25.4	6.3	17.8	36	1
02200014	14	3/8	37.7	30	6.3	20.8	46	1
02200015	15	3/8	37.7	30	6.3	20.4	45	1
02200016	16	3/8	37.7	30	6.3	19.9	45	1
02200017	17	3/8	42.5	38	6.3	23.8	62	1
02200018	18	3/8	42.5	38	6.3	22.9	61	1
02200019	19	3/8	42.5	38	6.3	22.4	64	1
02200020	20	3/8	42.4	38	6.3	25	55	1
02200021	21	3/8	44.5	41	6.3	23.6	59	1
02200022	22	3/8	44.5	41	6.3	24.2	64	1
02200023	23	3/8	44.5	41	6.3	25.8	64	1
02200024	24	3/8	44.4	41	6.3	26.3	60	1
02200025	25	3/8	47	45	8	26.4	75	1
02200026	26	3/8	47	45	8	27.6	80	1
02200027	27	3/8	47	45	8	27.6	76	1
02200028	28	3/8	50	50	8	29.2	78	1
02200030	30	3/8	50	50	8	29.3	84	1
02200032	32	3/8	53	57	8	30.5	95	1
02200034	34	3/8	54.5	60	8	31.6	107	1
02200036	36	3/8	56.5	62	8	32.8	100	1
02200040	40	3/8	63	70	8	37.6	130	1
02200041	41	3/8	63	70	8	37.2	130	1
02200042	42	3/8	63	70	8	37.7	125	1
02200046	46	3/8	72	82	8	43.1	191	1
02200050	50	3/8	75	88	8	45.4	217	1

1225 Special extension

- 3/8"
- offset



Code	L	d	⚖	📦
	mm	mm	g	
12250001	150	17	128	5

540a CROW-FOOT spanners

- Chrome Alloy Steel, chrome plated
- Caution! Modified settings on torque wrench (refer to note on page 201)

Code	"	"	L mm	b mm	a mm	S mm	⚖ g	📦
01500024	3/8	1/4	25.5	19.8	6.3	14.6	17	1
02500028	7/16	3/8	32	22.2	6.3	17.2	34	1
02500032	1/2	3/8	34.3	25.4	6.3	18.1	37	1
02500034	9/16	3/8	37.7	30	6.3	20.9	40	1
02500036	5/8	3/8	37.7	30	6.3	20.4	44	1
02500038	11/16	3/8	42.5	38	6.3	24.1	62	1
02500040	3/4	3/8	42.5	38	6.3	24	66	1
02500042	13/16	3/8	42.3	38	6.3	24	59	1
02500044	7/8	3/8	44.5	41	6.3	25.8	65	1
02500048	1	3/8	47	45	8	26.7	78	1
02500050	1 1/16	3/8	47	45	8	27.2	78	1
02500052	1 1/8	3/8	50	50	8	28.5	84	1
02500054	1 3/16	3/8	50	50	8	29.2	83	1
02500056	1 1/4	3/8	53	57	8	30.3	101	1
02500058	1 5/16	3/8	53	57	8	31.2	101	1
02500060	1 3/8	3/8	54.5	60	8	32.3	105	1
02500062	1 7/16	3/8	56.5	62	8	33.1	107	1
02500064	1 1/2	3/8	58	65	8	34.5	118	1
02500065	1 9/16	3/8	59.5	68	8	35.7	126	1
02500066	1 5/8	3/8	63	70	8	37.3	140	1
02500067	1 11/16	3/8	63	70	8	37.7	126	1
02500068	1 3/4	3/8	68	76	8	40.4	161	1
02500070	1 7/8	3/8	72	82	8	42	205	1
02500072	2	3/8	75	88	8	44.8	214	1
02500074	2 1/8	3/8	75.6	91	10	46	265	1
02500076	2 1/4	3/8	80.5	96	10	49.5	297	1
03500078	2 3/8	1/2	81.5	96	8	51.3	214	1

447 Adaptor

- HPQ® high performance steel, gunmetal finish
- Caution! Modified settings on torque wrench (refer to note on page 201)



Code	mm	"	d1 mm	d2 mm	h1 mm	h2 mm	S mm	⚖ g	📦
02181007	7	3/8	11.5	19	6	11	50.8	30	1
02181008	8	3/8	12.4	19	6	11	50.8	30	1
02181009	9	3/8	14	19	8	11	50.8	40	1
02181010	10	3/8	15.6	19	8	11	50.8	40	1
02181013	13	3/8	19.3	19	9.2	11	50.8	55	1

447a Adaptor

- SAE AS 954-E
- HPQ® high performance steel, gunmetal finish
- Caution! Modified settings on torque wrench (refer to note on page 201)

Code	"	"	d1 mm	d2 mm	h1 mm	h2 mm	S mm	⚖ g	📦
02470016	1/4	3/8	10.4	19	6	11	50.8	27	1
02470020	5/16	3/8	12.4	19	6	11	50.8	29	1
02470024	3/8	3/8	14.9	19	8	11	50.8	41	1
02470028	7/16	3/8	17	19	8	11	50.8	40	1
02470032	1/2	3/8	19	19	9.2	11	50.8	56	1

540a HD CROW-FOOT spanners heavy-duty

- for particularly high loadings, e.g. stainless steel screw fittings
- full use of jaws in conjunction with standard ratchets
- chrome plated
- supplied without ratchet
- Caution! Modified settings on torque wrench (refer to note on page 201)



Code	"	"	L mm	b mm	a mm	S mm	⚖ g	📦
02501024	3/8	3/8	39	26	11	24	56	1
02501028	7/16	3/8	40	26	11	25	56	1
02501032	1/2	3/8	42	30	11	25.8	64	1
02501034	9/16	3/8	43.4	32	11	26.8	52	1
02501036	5/8	3/8	45	34.8	11	27.7	58	1
02501038	11/16	3/8	47.2	38	11	28.6	69	1
02501040	3/4	3/8	49	41	11	29.6	94	1
02501042	13/16	3/8	51	46.4	11	30.5	113	1
02501044	7/8	3/8	52	48	11	31.3	99	1
02501046	15/16	3/8	54	51.2	11	32.3	129	1
02501048	1	3/8	56	53.4	11	33.2	133	1
02501050	1 1/16	3/8	57	53.8	11	34.1	124	1
02501052	1 1/8	3/8	59	53.8	11	35	128	1
02501054	1 3/16	3/8	60	56	11	35.9	144	1
02501058	1 5/16	3/8	63	56	11	27.9	156	1
02501056	1 1/4	3/8	62	60	11	36.8	153	1
02501060	1 3/8	3/8	65	62	11	38.7	178	1
02501062	1 7/16	3/8	66.5	66	11	39.6	172	1
03501064	1 1/2	1/2	76	70	16	45	310	1
03501069	1 13/16	1/2	85	84	16	49.6	400	1
03501072	2	1/2	89	90	16	52.3	451	1
03501074	2 1/8	1/2	91.5	92.8	16	54.2	460	1
03501075	2 3/16	1/2	93	96	16	55.1	480	1
03501076	2 1/4	1/2	95	99	16	56	500	1

447aSP Adaptor

- for external Spline-Drive screws
- MS-33787, MIL-W-8982
- HPQ® high performance steel, gunmetal finish
- Caution! Modified settings on torque wrench (refer to note on page 201)



Code	Spline size	"	"	d1 mm	d2 mm	h1 mm	h2 mm	S mm	⚖ g	📦
02480014	7	3/8	7/32	9.4	19	6	11	50.8	28	1
02480016	8	3/8	1/4	10.4	19	6	11	50.8	27	1
02480018	9	3/8	9/32	11.5	19	6	11	50.8	29	1
02480020	10	3/8	5/16	12.4	19	6	11	50.8	29	1
02480024	12	3/8	3/8	14.9	19	8	11	50.8	38	1
02480028	14	3/8	7/16	17	19	9.2	11	50.8	39	1
02480032	16	3/8	1/2	19	19	9.2	11	50.8	59	1
02480034	18	3/8	9/16	21	19	9.2	11	50.8	55	1
02480036	20	3/8	5/8	23	19	12	11	50.8	74	1

10
3/8"

12,5
1/2"

DIN
3120

ISO
1174-1

3

Empty boxes and trays

No	Box No	mm	Box Code	Tray Code
40/9/4, 40D/9/4	40/9KN	227x131x57	81 25 10 19	83 01 30 12
40/13/6	40/9KN	227x131x57	81 25 10 19	83 01 20 80
40/13/6QR	40/9KN	227x131x57	81 25 10 19	83 01 21 82
40/44/17/5	40/9KN	227x131x57	81 25 10 19	83 01 20 81
40/44/17/5QR	40/9KN	227x131x57	81 25 10 19	83 02 20 84
40/23/7, 40D/23/7	45/1KN	322x134x57	81 26 10 11	83 01 20 17
40/23/6N, 40D/23/6	40/9KN	227x131x57	81 25 10 19	83 01 20 14
40/23/6QR	40/9KN	227x131x57	81 25 10 19	83 01 10 15
40/24/6	40/9KN	227x131x57	81 25 10 19	83 01 20 82
40/24/6QR	40/9KN	227x131x57	81 25 10 19	83 01 20 83
40ma/25/8	45/1KN	322x134x57	81 26 10 11	83 01 20 35
40ma/25/8QR	45/1KN	322x134x57	81 26 10 11	83 01 20 06
40/45/36/12	40/7KN	413x230x57	81 25 10 14	83 01 20 10
40/52/27/11	50/4KN	454x253x64	81 27 10 34	83 01 20 04 83 01 20 05
40TX/44KTX/15/6	40/9KN	227x131x57	81 25 10 19	83 01 20 07
88TX	45/1KN	322x134x57	81 26 10 11	83 02 20 17
89TX	40/7KN	413x230x57	81 25 10 14	83 09 20 13
86TX	50/6KN	481x288x82	81 27 10 19	83 01 20 02 83 01 10 03
40a/9/4, 40aD/9/4	40/9KN	227x131x57	81 25 10 19	83 01 20 13
40aD/12/7QR	40/9KN	227x131x57	81 25 10 19	83 01 21 16
40aD/30/7QR	40/7KN	413x230x57	81 25 10 14	83 01 21 12
40aD/8/1H	40/9KN	227x131x57	81 25 10 19	83 01 21 07
4008/27/1R	45/1KN	322x134x57	81 26 10 11	83 18 10 01
415QR N/7	40/9KN	227x131x57	81 25 10 19	83 32 30 06
45/11/4, 456/11/4	45/1KN	322x134x57	81 26 10 11	83 02 20 13
45/14/5i, 456/14/5i	45/1KN	322x134x57	81 26 10 11	83 02 20 80
45/14/5iQR	45/1KN	322x134x57	81 26 10 11	83 02 20 81
45/13/5, 456/13/5	45/1KN	322x134x57	81 26 10 11	83 02 20 45
45ma/28/5	40/7KN	413x230x57	81 25 10 14	83 02 20 27
45ma/28/5QR	40/7KN	413x230x57	81 25 10 14	83 02 20 07
45/49/19/5, 456/49/19/5	40/7KN	413x230x57	81 25 10 14	83 02 20 21
89	50/6KN	481x288x82	81 27 10 19	83 02 11 18
45/41/9	50/5	530x265x50	81 27 00 05	83 02 02 02
45TX/7			-	83 06 00 15
49TX/8			-	83 06 00 14
45TX/49TX/15/5	40/7KN	413x230x57	81 25 10 14	83 02 20 19
45/49/32/5TX	40/7KN	413x230x57	81 25 10 14	83 02 20 09
45a/12/5	45/1KN	322x134x57	81 26 10 11	83 02 20 06
45a/14/8QR	50/4KN	454x253x64	81 27 10 34	83 02 20 12
45a/22/8QR	50/4KN	454x253x64	81 27 10 34	83 02 21 12
45a/33/13	50/5	530x265x50	81 27 00 05	83 02 02 13
435QR N/6	45/1KN	322x134x57	81 26 10 11	83 23 30 12
52/9/3	50/3KN	413x226x64	81 27 10 13	83 03 14 25
50/12/3, 52/12/3	50/3KN	413x226x64	81 27 10 13	83 03 14 12
54/10	40/9KN	227x131x57	81 25 10 19	83 03 24 03
54/12	45/1KN	322x134x57	81 26 10 11	83 03 44 09
54CV/9	40/9KN	227x131x57	81 25 10 19	83 03 34 09
3054X/54X/8	40/9KN	227x131x57	81 25 10 19	83 03 36 12
54/8/4	40/7KN	413x230x57	81 25 10 14	83 03 34 13
52/16/5	50/4KN	454x253x64	81 27 10 34	83 03 54 09
50/16/6, 52/16/6	50/4KN	454x253x64	81 27 10 34	83 03 24 80
50/16/6QR, 52/16/6QR	50/4KN	454x253x64	81 27 10 34	83 03 24 81
50/22/6, 52/22/6	50/4KN	454x253x64	81 27 10 34	83 03 14 07
50ma/39/6N	50/5	530x265x50	81 27 00 05	83 03 14 26
50ma/39/6QR	50/5	530x265x50	81 27 00 05	83 03 14 05
50/54/25/6, 52/54/25/6	50/4KN	454x253x64	81 27 10 34	83 03 24 17
50/54/25/6QR, 52/54/25/6QR	50/4KN	454x253x64	81 27 10 34	83 03 24 00
50/43/7	50/5	530x265x50	81 27 00 05	83 03 05 11
87, 876	50/6KN	481x288x82	81 27 10 19	83 09 31 11 83 09 32 11
50TX/7			-	83 06 00 09
50TX/8	40/9KN	227x131x57	81 25 10 19	83 03 34 11
54TX/9			-	83 06 00 10
54TX/10	40/9KN	227x131x57	81 25 10 19	83 03 24 02
54TX/59TX/12/1	40/7KN	413x230x57	81 25 10 14	83 06 10 12
54TXB/9			-	83 06 00 10
54TXB/10	40/9KN	227x131x57	81 25 10 19	83 03 24 02
50TX/16/5	50/3KN	413x226x64	81 27 10 13	83 03 24 13
876TX	50/6KN	481x288x82	81 27 10 19	83 09 20 11
50a/17/6	50/4KN	454x253x64	81 27 10 34	83 03 14 41
87a	50/6KN	481x288x82	81 27 10 19	83 09 11 12 83 09 12 12
512QR N/7	50/3KN	413x226x64	81 27 10 13	83 32 30 02
55/10/6	55/7	575x220x86	81 29 00 08	83 04 00 02
55/9/6N	55/7	575x220x86	81 29 00 08	83 04 00 01
55a/10/5	55/6	520x160x86	81 29 00 07	83 04 00 03
55a/16/6	55/7	575x220x86	81 29 00 08	83 04 00 04
60/6/6/882	60/1	785x173x90	81 30 00 01	-
60/8/6/882	60/2	785x200x122	81 30 00 02	-
12171/19/4 VDE, 12179/9/4 VDE	50/6KN VDE	481x288x82	81 27 20 19	-

3



 Made in Germany

3



CONVENIENT.

Do you need empty cases? If so, include the appropriate hard-foam inlays from STAHLWILLE in your order. Together with the new tool cases, they ensure an exact fit and, as a result, excellent protection for your tools.



4 IMPACT SOCKETS, BITS

IMPACT sockets, adaptors and sets
>> Page 168



Bits and accessory tools
>> Page 176



IMPACT driver and set
>> Page 185



Applying controlled force. **STAHLWILLE IMPACT.**



All the tools in the IMPACT product range have been designed for particularly heavy-duty work in conjunction with compressed air and electric power and impact screwdrivers. Especially in conjunction with power impact tools, they feature extremely good load-bearing capacity and very long lifetimes. The name IMPACT is a by-word in all fields of industry and the trades for leading-edge quality made by professionals for professionals.

4



RESILIENT.

IMPACT sockets are made from high-grade chrome alloy steel. They are hardened in an oil bath to ensure they are normalised and non-warping, making them extremely accurate tools with very close tolerances.



VERSATILE.

IMPACT quality is available individually or in sets. Whatever a specialist chooses for the task, the extensions, adaptors, joints and sockets will always fit - perfectly. Combine them as you need them. It's as simple as that.



CLOSE-FITTING.

The remarkable fitting accuracy, which is due to very tight tolerances, guarantees minimum loss of force as the impact is transferred from the impact screwdriver to the socket insert and also guarantees dramatically improved durability.



GENTLE.

The special IMPACT sockets with the plastic sleeve enable quick wheel changes while protecting sensitive light alloy rims.



SAFE.

All IMPACT sockets have a straight-through central bore for the locking pin and a deep groove for the O-ring to improve grip. The locking pin is not under load during use.

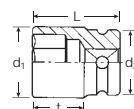
12,5
1/2"

DIN
3121

ISO
1174-2

IMPACT sockets

● 1/2" ○-drive



50IMP ○ IMPACT sockets

- 1/2" ○-drive
- DIN 3129/ISO 1711-2
- for power drivers
- Chrome Alloy Steel, gunmetal finish



Code	○ mm	d ₁ mm	d ₂ mm	L mm	t mm	△ g	📦
23010008	8	14.3	25	38	21.5	86	10
23010010	10	16.8	25	38	21.5	89	10
23010011	11	18.1	25	38	21.5	88	10
23010012	12	19.5	25	38	21.5	88	10
23010013	13	20.8	25	38	21.5	85	10
23010014	14	22.1	25	38	21.5	86	10
23010015	15	23.5	30	38	23	132	10
23010016	16	24.8	30	38	23	130	10
23010017	17	26.2	30	38	22.9	132	10
23010018	18	27.5	30	38	22.6	130	10
23010019	19	28.8	30	40	24.6	133	10
23010021	21	31.3	30	40	23	135	10
23010022	22	32.5	30	42	25	141	10
23010023	23	33.8	30	40	24.5	144	5
23010024	24	35	30	44	28	164	5
23010025	25	36.3	30	44	25	167	5
23010027	27	38.8	30	45	29	190	5
23010030	30	42	30	50	34	199	5
23010032	32	44	30	50	34	210	5

50IMP/6/2 IMPACT set

- content 12 pieces:
- 6 sockets No 50 IMP: 13; 17; 19; 21; 22; 24 mm
- 1 extension No 509/5IMP
- 1 universal joint No 510IMP for powerdrivers
- 1 each rubber ring No 5091/1 IMP, 5091/2 IMP
- 1 each connecting pin No 5092/1 IMP, 5092/2 IMP



Code	△ g	📦
96231101	1810	1

TCS 50IMP/51IMP/19

- 170 x 350 x 50 mm
- 19 pieces



Code	△ g
96838777	3960

No	Content
50IMP	1/2" ○ 10; 13; 15; 16; 17; 18; 19; 21; 22; 24; 27 mm
51IMP	1/2" ○ 13; 15; 17; 18; 19; 21; 22; 24 mm

50D IMP ○ IMPACT sockets

- 1/2" ○-drive
- DIN 3129/ISO 1711-2
- for power drivers
- Chrome Alloy Steel, gunmetal finish



Code	○ mm	d ₁ mm	d ₂ mm	L mm	t mm	△ g	📦
23011032	32	44	30	50	27	251	5
23011036	36	49	35	50	28.5	313	1

51IMP ○ IMPACT sockets


- 1/2" ○-drive
- ISO 1711-2
- for power drivers
- extra deep
- Chrome Alloy Steel, gunmetal finish



Code	○ mm	d ₁ mm	d ₂ mm	L mm	t mm	△ g	📦
23020013	13	20.8	25	85	68.5	222	5
23020015	15	23.5	30	85	68	340	5
23020016	16	24.8	30	85	68	338	5
23020017	17	26.2	30	85	68	318	5
23020018	18	27.5	30	85	68	309	5
23020019	19	28.8	30	85	67.5	292	5
23020021	21	31.3	30	85	66.5	291	5
23020022	22	32.5	30	85	66.5	323	5
23020024	24	35	30	85	66	340	5
23020027	27	38.8	30	85	65	385	5

TCS 50IMP/19/2

- 175 x 350 x 50 mm
- 21 pieces



Code	△ g
96838791	3055

No	Content
50IMP	8; 10; 11; 12; 13; 14; 15; 16; 17; 18; 19; 21; 22; 23; 24; 25; 27; 30; 32 mm
509/5IMP	1/2" ■ ○ 125 mm
510IMP	1/2" ■ ○ 68 mm

TCS 54IMP/2307TX/15

- 175 x 350 x 40 mm
- 15 pieces

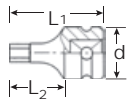


Code	△ g
96838792	1285

No	Content
54IMP	1/2" ○ 5; 6; 7; 8; 10; 12; 14; 17; 19 mm
2307TX	1/2" ○ sizes T30; T40; T45; T50; T55; T60

54IMP IMPACT INHEX sockets

- 1/2" -drive
- for hexagon socket head screws
- for power drivers
- Chrome Alloy Steel, gunmetal finish



Code	mm	L ₁ mm	L ₂ mm	d mm	g	
23050005	5	38	15	25	58	5
23050006	6	38	15	25	59	5
23050007	7	38	15	25	60	5
23050008	8	38	15	25	60	5
23050010	10	40	17	25	70	5
23050012	12	42	19	30	111	5
23050014	14	43	20	30	118	5
23050017	17	45	22	30	134	5
23050019	19	50	27	30	164	5

54IMP/9 IMPACT set INHEX sockets

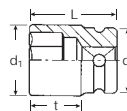
content 13 pieces:
5; 6; 7; 8; 10; 12; 14; 17; 19 mm
1 each rubber ring No 5091/1 IMP,
5091/2 IMP
1 each connecting pin
No 5092/1 IMP, 5092/2 IMP



Code	g	
96231501	1208	1

2309 IMPACT sockets

- 1/2" -drive
- for power drivers
- extra deep
- with reduced outside diameter
- Chrome Alloy Steel, gunmetal finish



Code	mm	d ₁ mm	d ₂ mm	L mm	t mm	g	
23090017	17	25.7	30	85	68	242	5
23090019	19	28.2	30	85	67.5	257	5
23090221	21	30.7	30	85	66.5	272	5
23090022	22	32	30	85	66.5	311	5

for wheel nuts

ES 2309/4



- 175 x 175 x 40 mm
- 4 pieces

Code	g
96838162	1145

No	Content
2309	1/2" 17; 19; 21; 22 mm

2309K Wheel nut sockets

- 1/2" -drive
- with plastic sleeve
- sleeve extension protects not only wheel bolts and nuts but also the wheel and holes



Code	mm	L mm	∅ mm	g	
23091017	17	86	27	235	1
23091019	19	86	29	250	1
23091221	21	86	31	265	1

ES 2309K/3



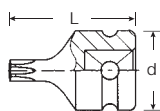
- 175 x 175 x 40 mm
- 3 pieces

Code	g
96838260	800

No	Content
2309K	1/2" 17; 19; 21 mm

2307TX IMPACT sockets

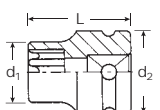
- 1/2" -drive
- inside TORX®
- for power drivers
- Chrome Alloy Steel, gunmetal finish



Code	size	mm	d mm	L mm	g	
23070030	T30	5.5	25	40	57	5
23070040	T40	6.6	25	40	58	5
23070045	T45	7.8	25	40	59	5
23070050	T50	8.8	25	40	57	5
23070055	T55	11.2	25	40	61	5
23070060	T60	13.2	25	40	66	5

2308TX IMPACT sockets

- 1/2" -drive
- external TORX®
- for power drivers
- Chrome Alloy Steel, gunmetal finish



Code	size	mm	d ₁ mm	d ₂ mm	L mm	g	
23080010	E10	9.4	14	25	38	67	10
23080012	E12	11.1	15.9	25	38	73	10
23080014	E14	12.9	17.7	25	38	73	10
23080016	E16	14.7	20	25	38	77	10
23080018	E18	16.6	22	30	38	115	10
23080020	E20	18.4	24.5	30	38	120	10
23080024	E24	22.1	30	30	41.2	149	10

12,5
1/2"

DIN
3121

ISO
1174-2

4

12,5
1/2"

20
3/4"

DIN
3121

ISO
1174-2

Accessory tools for IMPACT sockets

- 1/2" -drive
- outside E 12.5, inside G 12.5
- Finish: Chrome Alloy Steel, gunmetal finish

509IMP Extensions



Code	size	L mm	d mm	 g	
33010001	2	52	30	155	5
33010002	5	130	30	271	5
33010003	10	255	30	452	5

510IMP Universal joint



Code	L mm	d mm	 g	
33020000	52	32	228	5

513IMP Reducing adaptor



Code	"	"	L mm	d mm	 g	
33030002	1/2	3/8	37	30	109	5

514IMP Extending adaptor



Code	"	"	L mm	d mm	 g	
33030005	1/2	3/4	49	30	174	5

5091 Rubber rings

Code	size	 g	
39011940	1IMP ¹⁾	1	10
39012440	2IMP ²⁾	2	10

¹⁾ for socket 8-14 mm, TORX® sizes E10-E16, sizes T30-T60
²⁾ for socket 15-32 mm, TORX® sizes E18-E24 and accessories

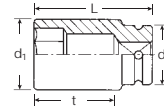
5092 Connecting pins

Code	size	 g	
39022030	1IMP ¹⁾	1	10
39022530	2IMP ²⁾	2	10

¹⁾ for socket 8-14 mm, TORX® size E10-E16, size T30-T60
²⁾ for socket 15-32 mm, TORX® size E18-E24 and accessories

IMPACT sockets

- 3/4" -drive



55IMP IMPACT sockets

- 3/4" -drive
- DIN 3129/ISO 1711-2
- for power drivers
- Chrome Alloy Steel, gunmetal finish



Code	mm	d ₁ mm	d ₂ mm	L mm	t mm	 g	
25010017	17	29	44	48	23	365	5
25010018	18	30.5	44	48	23	345	5
25010019	19	32	44	48	23	359	5
25010021	21	35	44	50	25	375	5
25010022	22	36.5	44	50	25	377	5
25010024	24	39.5	44	50	24.5	382	5
25010027	27	43.5	44	51	24.5	387	5
25010028	28	45	44	54	27	417	5
25010029	29	46	44	54	26.5	425	5
25010030	30	47.4	44	54	26.5	438	2
25010032	32	49.9	44	54	26	456	2
25010033	33	51.5	44	54	25.5	477	2
25010034	34	52.4	44	54	29	490	2
25010036	36	54.9	44	57	32	545	2
25010038	38	58	44	58	33	600	2
25010041	41	57	44	59	34.5	500	1
25010046	46	67	44	64	36.5	746	1

56IMP IMPACT sockets

- 3/4" -drive
- ISO 1711-2
- for power drivers
- extra deep
- Chrome Alloy Steel, gunmetal finish



Code	mm	d ₁ mm	d ₂ mm	L mm	t mm	 g	
25020017	17	32	44	90	75	783	2
25020019	19	32	44	90	75	780	2
25020021	21	35	44	100	75	895	2
25020022	22	36.5	44	100	75	854	2
25020024	24	39.5	44	100	74.5	838	2
25020027	27	43.5	44	100	72.5	800	2
25020030	30	47.4	44	100	72.5	860	2
25020032	32	49.9	44	100	72	922	2
25020034	34	52.4	44	100	71.5	983	2
25020036	36	54.9	44	100	71	1038	2
25020041	41	54.9	44	100	64	899	1
25020046	46	67	44	100	64	1340	1

2509 IMPACT sockets

- 3/4" -drive
- for power drivers
- extra deep
- with reduced diameter
- Chrome Alloy Steel, gunmetal finish



Code	mm	d ₁ mm	d ₂ mm	L mm	t mm	 g	
25090027	27	40.5	44	100	72.5	672	2
25090030	30	44.3	44	100	72.5	728	2
25090032	32	46.8	44	100	72	778	2
25090033	33	48	44	100	72	803	2

for Trillex wheels

Accessory tools for IMPACT sockets

- 3/4" O-drive
- outside ■ F 20, inside ○ H 20
- Finish: Chrome Alloy Steel, gunmetal finish

560IMP Extensions



Code	size	L mm	d mm	♻️ g	📦
35010001	7	180	44	805	5
35010002	10	250	44	1050	5
35010003	13	330	44	1305	5

561IMP Universal joint



Code	L mm	d mm	♻️ g	📦
35020000	99	44	657	2

568IMP Reducing adaptor



Code	○ "	■ "	L mm	d mm	♻️ g	📦
35030003	3/4	1/2	56	44	335	5

569IMP Extending adaptor



Code	○ "	■ "	L mm	d mm	♻️ g	📦
35030006	3/4	1	65	44	477	5

5591IMP Rubber ring

Code	♻️ g	📦
39013650	3	10

for sockets and accessories

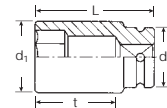
5592IMP Connecting pin

Code	♻️ g	📦
39023540	3	10

for sockets and accessories

IMPACT sockets

- 1" O-drive



60IMP ○ IMPACT sockets

- 1" O-drive
- DIN 3129/ISO 1711-2
- for power drivers
- Chrome Alloy Steel, gunmetal finish



Code	○ mm	d ₁ mm	d ₂ mm	L mm	t mm	♻️ g	📦
26010024	24	41.5	54	58	28	638	2
26010027	27	45	54	60	30	654	2
26010030	30	49	54	62	32	688	2
26010032	32	51.5	54	63	32	694	2
26010033	33	52.5	54	63	31.5	695	2
26010036	36	56.5	54	67	34.5	754	2
26010038	38	59	54	70	37	836	2
26010041	41	63	54	70	36.5	892	2
26010042	42	64.5	54	73	39	970	1
26010046	46	69.5	54	76	41	1106	1
26010050	50	74.5	54	82	52	1362	1
26010055	55	81	54	87	57	1669	1
26010060	60	87	54	91	61	1960	1
26010065	65	92	54	85	55	1678	1
26010070	70	96	54	88	43	1803	1
26010075	75	100	86	92	50	2674	1
26010080	80	105	86	97	55	2949	1

66IMP ○ IMPACT sockets

- 1" O-drive
- ISO 1711-2
- for power drivers
- extra deep
- Chrome Alloy Steel, gunmetal finish



Code	○ mm	d ₁ mm	d ₂ mm	L mm	t mm	♻️ g	📦
26020024	24	41.5	54	110	80	1431	2
26020027	27	45	54	110	80	1393	2
26020030	30	49	54	110	79.5	1338	2
26020032	32	51.5	54	110	79	1296	2
26020033	33	52.5	54	110	78.5	1274	2
26020036	36	56.5	54	110	78	1312	2
26020038	38	59	54	110	77	1355	2
26020041	41	63	54	110	76	1504	2
26020046	46	69.5	54	110	72	1711	2

2609 ○ IMPACT sockets

- 1" O-drive
- for power drivers
- extra deep
- with reduced outside diameter
- Chrome Alloy Steel, gunmetal finish



Code	○ mm	d ₁ mm	d ₂ mm	L mm	t mm	♻️ g	📦
26090027	27	42.3	54	110	80	1001	2
26090030	30	46	54	110	79.5	1047	2
26090032	32	48.5	54	110	79	1015	2
26090033	33	49.8	54	110	78.5	1102	2

for wheel nuts

20
3/4"

25
1"

DIN
3121

ISO
1174-2

4

25
1"

Accessory tools for IMPACT sockets

- 1" O-drive
- outside ■ F 25, inside O H 25
- Finish: Chrome Alloy Steel, gunmetal finish

40
1 1/2"

DIN
3121

ISO
1174-2

859IMP Extensions



Code	size	L mm	d mm	△g	g	☐
36010001	7	180	54	1361	2	
36010002	13	330	54	2168	2	

871IMP Universal joint




Code	L mm	d mm	△g	g	☐
36020000	125	54	1244	1	

865IMP Extending adaptor



Code	O"	■"	L mm	d mm	△g	g	☐
36030007	1	1 1/2	85	54	986	1	

866IMP Reducing adaptor



Code	O"	■"	L mm	d mm	△g	g	☐
36030005	1	3/4	70	54	565	2	

6091IMP Rubber ring

Code	△g	g	☐
39014850	8	10	

for sockets up to 70 mm and accessories

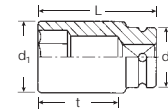
6092IMP Connecting pin

Code	△g	g	☐
39025050	7	10	

for sockets up to 70 mm and accessories

IMPACT sockets

- 1 1/2" O-drive
- to be discontinued



70IMP O IMPACT sockets

- 1 1/2" O-drive
- DIN 3129
- for power drivers
- Chrome Alloy Steel, gunmetal finish



Code	O mm	d ₁ mm	d ₂ mm	L mm	t mm	△g	g	☐
27010055	55	86	86	89	42	2482	1	
27010060	60	92	86	92	50	2743	1	
27010065	65	100	86	96	54	3249	1	
27010070	70	105	86	101	59	3541	1	
27010075	75	109	86	105	63	3746	1	
27010080	80	115	86	110	68	4162	1	
27010085	85	121	86	116	74	4661	1	
27010090	90	130	86	118	76	5382	1	
27010095	95	135	127	118	76	7500	1	
27010100	100	140	127	125	83	8000	1	
27010105	105	150	127	125	83	9000	1	
27010110	110	155	127	137	95	10500	1	
27010115	115	160	127	137	95	10016	1	
27010120	120	165	127	145	103	12000	1	

Accessory tools for IMPACT sockets

- 1 1/2" O-drive
- outside ■ F 40, inside O H 40
- Finish: Chrome Alloy Steel, gunmetal finish
- to be discontinued

759IMP Extensions



Code	size	L mm	d mm	△g	g	☐
37010001	10	254	86	5500	1	
37010002	13	330	86	7000	1	
37010003	15	381	86	8000	1	

771IMP Universal joint



Code	L mm	d mm	△g	g	☐
37020000	164.2	86	4197	1	

768IMP Extending adaptor


Code	1 1/2"	2 1/2"	L mm	d mm	Δg	g	1
37030006	1 1/2	2 1/2	93	86	3142	1	

867IMP Reducing adaptor


Code	1 1/2"	1"	L mm	d mm	Δg	g	1
36030006	1 1/2	1	111.5	86	2180	1	

also for MULTIPOWER No MP300-5000 (page 233)

7091 Rubber rings

Code	size	Δg	g	1
39013870 1IMP¹⁾		15	1	
39013875 2IMP²⁾		20	1	

¹⁾ for sockets 70IMP 55-90 mm, 60IMP 75 and 80 mm and accessories
²⁾ for sockets 95-120 mm

7092 Connecting pins

Code	size	Δg	g	1
39023870 1IMP¹⁾		16	1	
39023875 2IMP²⁾		25	1	

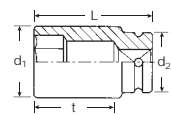
¹⁾ for sockets 70IMP 55-90 mm, 60IMP 75 and 80 mm and accessories
²⁾ for sockets 95-120 mm

IMPACT sockets

● 2 1/2" O-drive
 to be discontinued

80IMP O IMPACT sockets

- 2 1/2" O-drive
- DIN 3129
- for power drivers
- Chrome Alloy Steel, gunmetal finish



Code	O mm	d ₁ mm	d ₂ mm	L mm	t mm	Δg	g	1
28010075	75	115	127	125	67	7500	1	
28010080	80	115	127	125	67	7000	1	
28010085	85	127	127	130	67	7490	1	
28010090	90	135	127	132	74	8000	1	
28010095	95	140	127	132	74	8000	1	
28010100	100	145	127	141	83	9000	1	
28010105	105	150	127	141	83	9000	1	
28010110	110	160	127	150	92	11000	1	
28010115	115	165	127	150	92	11000	1	
28010120	120	170	127	158	100	12000	1	

Accessory tools for IMPACT sockets

- 2 1/2" O-drive
- outside ■ F 63, inside O H 63
- Finish: Chrome Alloy Steel, gunmetal finish to be discontinued

860IMP Extensions


Code	size	L mm	d mm	Δg	g	1
38010001	12	315	127	16000	1	
38010002	18	457	127	22000	1	
38010003	24	610	127	28500	1	

868IMP Reducing adaptor


Code	1 1/2"	1 1/2"	L mm	d mm	Δg	g	1
38030005	2 1/2	1 1/2	145	27	7000	1	

8091/1IMP Rubber ring

Code	Δg	g	1
39016395	37	1	

for sockets and accessories

8092/1IMP Connecting pin

Code	Δg	g	1
39026397	42	1	

for sockets and accessories

40
1 1/2"

63
2 1/2"

DIN
3121

ISO
1174-2


4

Always that bit better. The STAHLWILLE range of bits.



The bit that fits – always. Because STAHLWILLE offers a wide range of drive profiles: slotted, cross-head, POZIDRIV/SUPADRIV®, female TORX®, TORX PLUS®, spline head, female hexagon drive, TRI-WING®, TORQ-SET® and female star-head screws with a centring pin. Our Made in Germany production processes, coupled with the special hardening methods and high-alloy steels, guarantee a long service life. On request, selected STAHLWILLE bits are also available in practical sets – and with the matching drive tools, such as the bit ratchet with 80 teeth and steel handle for confined working spaces.

4



GRAB IT AND GO.

Ten bits in the convenient pocket-sized 1203 format – or twice that amount in the sturdy 1202 Bit Box. These compact STAHLWILLE bit boxes put the tools right where you need them. Made, of course, in Germany as premium quality tools.



COMPACT.

Instant recognition. Arranged in sturdy plastic cases, all the most important bits and sockets are instantly accessible.














TORSION ZONE.

Thanks to the specially developed shape of STAHLWILLE torsion bits, the impact from battery-powered percussion screwdrivers up to 70 N·m is absorbed, achieving a far longer service lifetime for the profile than with normal bits.

CONVENIENT.

STAHLWILLE offers a particularly wide range of bits. Particularly convenient: in the event that individual bits get lost, they can easily be reordered as separate items.

4

- | | |
|--|--|
|  Slotted |  Female spline XZN® |
|  Phillips Recess® (cross-head) |  Internal hex |
|  POZIDRIV® SUPADRIV® |  TRI-WING® |
|  Female TORX® |  TORQ-SET® |
|  Female TORX® with central bore |  Female star-head with central bore |
|  TORX PLUS® | |



Perfectly suited for tight spaces where manageability and efficiency are essential requirements. The steel-handled fine-tooth bit ratchet has the ideal slim, compact shape and features the special 80-tooth mechanism.



1220-1223 **1231-1234** **Bits**

- DIN 3128
- for Phillips screws



Code	No	PH size	●	"	L mm	△△ g	☐
08010000	1220	0	C 6.3	1/4	25	5	10
08010001	1221	1	C 6.3	1/4	25	5	10
08010002	1222	2	C 6.3	1/4	25	5	10
08010003	1223	3	C 6.3	1/4	25	5	10
08030001	1231	1	C 8	5/16	32	9	10
08030002	1232	2	C 8	5/16	32	10	10
08030003	1233	3	C 8	5/16	32	10	10
08030004	1234	4	C 8	5/16	32	12	10

outside ● DIN 3126/ISO 1173
Phillips-Recess® DIN 5260
extra hard for self tapping
and other hardened screws

PZ1221-1223 **Bits**

- for POZIDRIV/SUPADRIV® screws
- extra hard



Code	No	PZ size	●	"	L mm	△△ g	☐
08050001	PZ1221	1	C 6.3	1/4	25	5	10
08050002	PZ1222	2	C 6.3	1/4	25	5	10
08050003	PZ1223	3	C 6.3	1/4	25	5	10

outside ● DIN 3126/ISO 1173

1160-1169 **Bits**

- DIN 3127/ISO 2351
- for slotted screws



Code	No	a x b mm	●	"	L mm	△△ g	☐
08070120	1160	0.5 x 3.0	C 6.3	1/4	25	4	10
08070121	1161	0.5 x 4.0	C 6.3	1/4	25	4	10
08070122	1162	0.6 x 3.5	C 6.3	1/4	25	4	10
08070123	1163	0.6 x 4.5	C 6.3	1/4	25	4	10
08070124	1164	0.8 x 4.0	C 6.3	1/4	25	4	10
08070125	1165	0.8 x 5.5	C 6.3	1/4	25	6	10
08070126	1166	1.0 x 5.5	C 6.3	1/4	25	4	10
08070130	1166/1	1.2 x 6.5	C 6.3	1/4	25	6	10
08070127	1167	1.2 x 8.0	C 6.3	1/4	25	6	5
08070128	1168	1.6 x 8.0	C 6.3	1/4	25	6	10
08070129	1169	1.6 x 10.0	C 6.3	1/4	25	14	10

outside ● DIN 3126/ISO 1173

1350-1360 **Bits**

- for tri-square socket head screws (XZN®)



Code	No	size	●	"	L mm	△△ g	☐
08200004	1350	M4	C 6.3	1/4	25	4	10
08200010	1356	M5	C 6.3	1/4	25	5	10
08200011	1357	M6	C 6.3	1/4	25	5	10
08200012	1358	M8	C 8	5/16	28	10	10
08200013	1359	M10	C 8	5/16	38	15	10
08200014	1360	M12	C 8	5/16	38	20	10

outside ● DIN 3126/ISO 1173
DIN 65254 (M4, M5, M6)
Application: No 1350, size M4, for door lock attachment on the Audi TT, VW Golf, Bora, Passat B5, Lupo, New Beetle

1410-1421 **1430-1435** **Bits**

- for inside TORX® screws



Code	No	size	mm	●	"	L mm	△△ g	☐
08130006	1410	T 6	1.6	C 6.3	1/4	25	5	10
08130007	1411	T 7	2.0	C 6.3	1/4	25	5	10
08130008	1412	T 8	2.3	C 6.3	1/4	25	5	10
08130009	1413	T 9	2.5	C 6.3	1/4	25	5	10
08130010	1414	T 10	2.7	C 6.3	1/4	25	5	10
08130015	1415	T 15	3.3	C 6.3	1/4	25	5	10
08130020	1416	T 20	3.8	C 6.3	1/4	25	5	10
08130025	1417	T 25	4.4	C 6.3	1/4	25	6	10
08130027	1418	T 27	5.0	C 6.3	1/4	25	6	10
08130030	1419	T 30	5.5	C 6.3	1/4	25	6	10
08130040	1420	T 40	6.6	C 6.3	1/4	25	7	10
08130045	1421	T 45	7.8	C 6.3	1/4	25	8	10
08140027	1430	T 27	5.0	C 8	5/16	35	11	10
08140030	1431	T 30	5.5	C 8	5/16	35	11	10
08140040	1432	T 40	6.6	C 8	5/16	35	12	10
08140045	1433	T 45	7.8	C 8	5/16	35	14	10
08140050	1434	T 50	8.8	C 8	5/16	35	15	10
08140055	1435	T 55	11.2	C 8	5/16	35	20	10

outside ● DIN 3126/ISO 1173
Application:
No 1416, size T20, for the door handle attachment for Mercedes-Benz types 168 and 203
No 1421, size T45, for removing and refitting the front doors on the VW Golf III and Vento from model year 93 on
No 1435, size T55, for screws in rear seats of BMW X6 Model E71, 7 series Model F01/F02

1440-1446 **Bits**

- with hollow point
- for inside TORX® screws (TORX® TAMPER RESISTANT)



Code	No	size	mm	●	"	L mm	△△ g	☐
08160010	1440	T 10	2.7	C 6.3	1/4	26	6	10
08160015	1441	T 15	3.3	C 6.3	1/4	26	6	10
08160020	1442	T 20	3.8	C 6.3	1/4	26	6	10
08160025	1443	T 25	4.4	C 6.3	1/4	26	6	10
08160027	1444	T 27	5.0	C 6.3	1/4	26	6	10
08160030	1445	T 30	5.5	C 6.3	1/4	26	6	10
08160040	1446	T 40	6.6	C 6.3	1/4	26	7	10

outside ● DIN 3126/ISO 1173

1427 **Bit**

- for inside TORX® screws



Code	size	●	"	L mm	△△ g	☐
08131025	T 25	C 6.3	1/4	65	18	1

For BMW series 3 and 5
outside ● DIN 3126/ISO 1173

1436 IP-1446 IP Bits

- for inside TORX PLUS® screws



Code	No	mm	"	L mm	g	10
08 16 20 06	1436 IP 6	C 6.3	1/4	25	5	10
08 16 20 07	1437 IP 7	C 6.3	1/4	25	4	10
08 16 20 08	1438 IP 8	C 6.3	1/4	25	4	10
08 16 20 09	1439 IP 9	C 6.3	1/4	25	4	10
08 16 20 10	1440 IP 10	C 6.3	1/4	25	4	10
08 16 20 15	1441 IP 15	C 6.3	1/4	25	5	10
08 16 20 20	1442 IP 20	C 6.3	1/4	25	5	10
08 16 20 25	1443 IP 25	C 6.3	1/4	25	5	10
08 16 20 27	1444 IP 27	C 6.3	1/4	25	5	10
08 16 20 30	1445 IP 30	C 6.3	1/4	25	6	10
08 16 20 40	1446 IP 40	C 6.3	1/4	25	6	10

1440 TPI-1446 TPI 5-star Bits

- with hollow point
- for female 5-star screws with a centring pin



Code	No	mm	"	L mm	g	10
08 16 10 10	1440 TPI 10	C 6.3	1/4	26	6	5
08 16 10 15	1441 TPI 15	C 6.3	1/4	26	5	5
08 16 10 20	1442 TPI 20	C 6.3	1/4	26	5	5
08 16 10 25	1443 TPI 25	C 6.3	1/4	26	5	5
08 16 10 27	1444 TPI 27	C 6.3	1/4	26	5	5
08 16 10 30	1445 TPI 30	C 6.3	1/4	26	5	5
08 16 10 40	1446 TPI 40	C 6.3	1/4	26	7	5

outside ● DIN 3126/ISO 1173

1204/8 5-star Bit set

- storage facility for bit screwdriver inserts
- Content:
 - 1 bit-holder No 412
 - 7 bit screwdriver inserts for female 5-star screws with centring pin, sizes TPI 10, 15, 20, 25, 27, 30, 40
 - for generators, motor management units, airflow sensors, door trim, immobilisers and injection pumps (e.g. Ford, Mercedes-Benz cars & HGVs, Rover, Volvo, VW/Audi)



Code	g	10
96 08 11 13	104	1

1300-1304 Bits

- DIN 7426/ISO 3109
- for socket head screws
- extra hard



Code	No	mm	mm	"	L mm	g	10
08 09 00 03	1300	3	C 6.3	1/4	25	4	10
08 09 00 04	1301	4	C 6.3	1/4	25	5	10
08 09 00 05	1302	5	C 6.3	1/4	25	6	10
08 09 00 06	1303	6	C 6.3	1/4	25	6	10
08 09 00 08	1304	8	C 6.3	1/4	30	11	10

outside ● DIN 3126/ISO 1173

1299 Bit

- for inside hexagon screws
- for operating the adjusting screws on torque wrenches No 720, 721, 730 and 730N



Code	mm	mm	"	L mm	g	10
08 09 00 02	2	C 6.3	1/4	34	4	10

outside ● DIN 3126/ISO 1173

13008 Bits

- for TRI-WING® screws



Code	TRI-WING®	mm	"	L mm	g	10
08 25 00 00	0	C 6.3	1/4	25	5	10
08 25 00 01	1	C 6.3	1/4	25	5	10
08 25 00 02	2	C 6.3	1/4	25	5	10
08 25 00 03	3	C 6.3	1/4	25	5	10
08 25 00 04	4	C 6.3	1/4	25	5	10
08 25 00 05	5	C 6.3	1/4	25	5	10
08 25 00 06	6	C 6.3	1/4	25	8	10

outside ● DIN 3126/ISO 1173

13010 Bits

- for TORQ-SET® screws



Code	TORQ-SET®	mm	"	L mm	g	10
08 26 00 00	0	C 6.3	1/4	25	5	10
08 26 00 01	1	C 6.3	1/4	25	5	10
08 26 00 02	2	C 6.3	1/4	25	5	10
08 26 00 03	3	C 6.3	1/4	25	5	10
08 26 00 04	4	C 6.3	1/4	25	5	10
08 26 00 05	5	C 6.3	1/4	25	5	10
08 26 00 06	6	C 6.3	1/4	25	5	10
08 26 00 08	8	C 6.3	1/4	25	5	10
08 26 00 10	10	C 6.3	1/4	25	5	10
08 26 00 16	1/4	C 8	5/16	32	9	10
08 26 00 20	5/16	C 8	5/16	32	11	10
08 26 00 24	3/8	C 8	5/16	32	11	10

outside ● DIN 3126/ISO 1173

4

1202 Bit box

NEW

- storage box with screwdriver bits
 - 20 bits stored in a robust, space-saving box
 - box with internal hex drive for rapid application
- Content:
- 1 bit holder with quick-action chuck and magnet
 - 3 bits, PH1; PH2; PH3 for Phillips screws
 - 3 bits, PZ1; PZ2; PZ3 for POZIDRIV/SUPADRIV® screws
 - 4 bits, sizes 0.6 x 3.5; 0.8 x 4.0; 1.0 x 5.5; 1.2 x 6.5 mm for slotted screws
 - 4 bits, sizes T15; T20; T25; T30 for inside TORX® screws
 - 3 bits, sizes T20; T25; T30 for inside TORX® screws (TORX® TAMPER RESISTANT)
 - 3 bits, sizes 4; 5; 6 mm for inside hexagon screws



Code			
96080110	222	1	

1203 Bit box

NEW

- storage box with screwdriver bits
 - compact: plenty of tools - less space needed
 - incl. convenient stand-up action
- Content:
- 1 bit holder with quick-action chuck and magnet
 - 3 bits, PH1; PH2; PH3 for Phillips screws
 - 3 bits, PZ1; PZ2; PZ3 for POZIDRIV/SUPADRIV® screws
 - 4 bits, sizes 3; 4; 5; 6 mm for inside hexagon screws



Code			
96080115	110	10	

1204/21-1 Bit box

- storage box with screwdriver bits
- Content:
- 1 magnetic bit-holder
 - 4 bits, PH1; PH2 (2x); PH3 for Phillips screws
 - 4 bits, PZ1; PZ2 (2x); PZ3 for POZIDRIV/SUPADRIV® screws
 - 9 bits, sizes T10; T15; T20 (2x); T25 (2x); T27; T30; T40; for inside TORX® screws
 - 3 bits, sizes 4; 5; 6 mm; for inside hexagon screws



Code			
96080121	186	1	

1204/21-2 Bit box

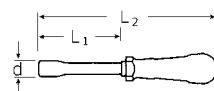
- storage box with screwdriver bits
- Content:
- 1 magnetic bit-holder
 - 3 bits, PH1; PH2; PH3 for Phillips screws
 - 4 bits, sizes 0.5 x 4.0; 0.6 x 4.5; 0.8 x 5.5; 1.2 x 6.5 mm; for slotted screws
 - 6 bits, sizes T10; T15; T20; T25; T30; T40; for inside TORX® screws
 - 3 bits, sizes 4; 5; 6 mm; for inside hexagon screws
 - 4 bits, sizes 4; 6; 8; 10 mm; for TORQ-SET® screws



Code			
96080122	181	1	

4000 Spinner handles

- for bit screwdriver bits with outside hexagon 1/4"
- DIN 3126/ISO 1173 C 6.3
- handle of impact proof plastic
- internal hex drive with a collar-thrust spring
- bits are easy to insert, lock securely in position and can be removed just as easily; even hex bits with a wide groove (Type E, DIN 3126/ISO 1173)



Code							
18073026	D 6.3	1/4	11	75	190	119	5

inside DIN 3126/ISO 1173

4006/1 Spinner with magazine holder

- for 6 bit screwdriver bits (25 mm) with 1/4" outer hexagon
- DIN 3126/ISO 1173 C 6.3
- transparent plastic handle for storing bits with rotating selection cap
- internal hexagon and powerful permanent magnet



Code							
18080017	D 6.3	1/4	10	120	230	124	1

inside DIN 3126/ISO 1173

12504 Bit holder

- for bit screwdriver bits with outside hexagon 1/4"
- DIN 3126/ISO 1173 C 6.3
- flexible shaft



Code						
18103016	D 6.3	1/4	175	290	168	10

inside DIN 3126/ISO 1173

12503 Bit holder

- for bit screwdriver bits with outside hexagon 1/4"
- DIN 3126/ISO 1173 C 6.3
- inside hexagon with magnet
- stubby version



Code	mm	"	L ₁ mm	L ₂ mm	g	
18110016	D 6.3	1/4	10	65	50	10

inside \odot DIN 3126/ISO 1173

4007 Bit holder

- for bit screwdriver bits with outside hexagon 1/4"
- DIN 3126/ISO 1173 C 6.3
- inside hexagon with magnet
- with T-handle



Code	mm	"	d mm	L ₁ mm	L ₂ mm	g	
18090016	D 6.3	1/4	10	200	165	108	5

inside \odot DIN 3126/ISO 1173

415B Bit ratchet

- reversible
- 22 teeth
- with 2-component handle
- with inside hexagon 1/4"
- DIN 3126/ISO 1173 D 6.3
- for bit screwdriver sockets 1/4"
- internal hex drive with a collar-thrust spring (registered design)
- bits are easy to insert, lock securely in position and can be removed just as easily; even hex bits with a wide groove (Type E, DIN 3126/ISO 1173)



Code	L mm	b mm	a mm	g	
11131011	117	22	12	76	5

415SGB N Bit ratchet, fine tooth

- reversible
- 80 teeth
- with steel handle
- inside hexagon 1/4"
- DIN 3126/ISO 1173 D 6.3
- for bit screwdriver sockets 1/4"
- internal hex drive with a collar-thrust spring
- bits are easy to insert, lock securely in position and can be removed just as easily; even hex bits with a wide groove (Type E, DIN 3126/ISO 1173)
- for use in confined spaces
- re-engages after movement of 4.5°
- construction without screws prevents foreign object damage



Code	L mm	b mm	a mm	g	
11132020	117	22.6	10.7	85	5

418B Mini bit ratchet, fine tooth

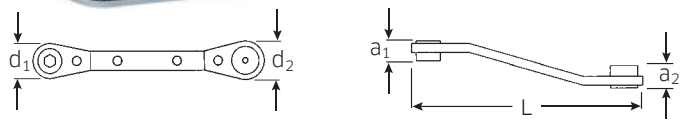
- short model, 90 mm
- reversible
- 80 teeth
- with steel handle
- inside hexagon 1/4"
- DIN 3126/ISO 1173 D 6.3
- for bit screwdriver sockets 1/4"
- internal hex drive with a collar-thrust spring
- bits are easy to insert, lock securely in position and can be removed just as easily; even hex bits with a wide groove (Type E, DIN 3126/ISO 1173)
- for use in confined spaces
- re-engages after movement of 4.5°
- construction without screws prevents foreign object damage



Code	L mm	b mm	a mm	g	
11133030	90	22.5	11	70	1

25B Ratcheting bit holder

- reversible
- for hexagon bits
- magnetic location
- reversible heads angled
- chrome plated



Code	"	L mm	d ₁ mm	d ₂ mm	a ₁ mm	a ₂ mm	g	
41541620	1/4 x 5/16	138	20	23	15	17	105	1

4


Foreign Object Damage.
As safe as safe can be.



STAHLWILLE protects against foreign object damage. The preferred choice in safety-relevant fields such as aerospace, thanks to the screwless design.

4008 Ratcheting bit holder

- easy change of direction (anticlockwise, clockwise and fixed) by simply twisting the locking ring
- ergonomically designed, non-slip 2-component handle for optimum force transmission
- storage compartment for 6 bits in the handle; push button to open (size 1)
- for bit screwdriver inserts with external hex 1/4"
- DIN 3126/ISO 1173 Type C 6.3
- 1/4" sockets can be used with adaptor No 3115/1 (external hex and square drive 1/4")
- easy bit change thanks to internal hex. drive with magnet
- knurled spin section for faster screw advance
- heavy-duty mechanism with 48 teeth (7.5° working angle)



Code	size	⊙	"	L ₁ mm	L ₂ mm	d mm	⊙ g	📦
18120001	1	D 6.3	1/4	127	250	10	220	1
18120002	2	D 6.3	1/4	25	95	10	137	1

inside ⊙ DIN 3126/ISO 1173


4008/27/1R Ratcheting bit holder set

- in sturdy, stackable ABS plastic case
- Content 29 pieces:
 1 ratcheting bit holder No 4008-1
 3 bits ⊕ 1221-1223: PH1; PH2; PH3
 3 bits ⊕ PZ1221-PZ1223: PZ1; PZ2; PZ3
 6 bits ⊙ 1440-1446: T10; T15; T20; T25; T30; T40
 3 bits ⊙ 1301-1303: 4 mm; 5 mm; 6 mm
 3 bits ⊖ 1163 0.6 x 4.5; 1165 0.8 x 5.5; 1166/1 1.2 x 6.5 mm
 1 square drive extension No 3115/1 with 1/4" outer hex. and outer square drives for attaching 1/4" □
 9 sockets No 40, 1/4" □ 4; 5; 5.5; 6; 7; 8; 10; 11; 13 mm



code	⊙ g	📦
96182203	955	1

Ratcheting bit holders.
Fast. Flexible. Resilient.



Thanks to their ergonomic design, they provide optimum force transmission. At the same time, they incorporate such practical features as a storage compartment for 6 bits in the handle (size 1), a knurled quick-spin section and a ratchet angle of only 7.5°.

1200/1 Bit holder

- with permanent magnet 1/4" inside and outside hexagon 1/4" DIN 3126/ISO 1173 C 6.3



Code	⊙ mm	⊙ "	⊙ "	L mm	⊙ g	📦
38120001	D 6.3	E 6.3	1/4	72	37	5

inside ⊙/outside ● DIN 3126/ISO 1173

3825/1 Quick-change holder

- for bit screwdriver bits with 1/4" external hexagonal drive DIN 3126/ISO 1173 C 6.3
- with quick-action chuck
- adaptor with external hexagonal drive for powered use



Code	⊙ "	⊙ "	⊙ "	L mm	⊙ g	📦
38250002	D 6.3	1/4	E 6.3	62	27	1

inside ⊙/outside ● DIN 3126/ISO 1173

3115 Adaptor, manually operated

- for torque screwdrivers No 760 and No 775
- for manually operated sockets with recessed 6.3 (1/4") square drive DIN 3120/ISO 1174-1 Type C and D
- square drive with ball bearing
- Chrome Alloy Steel, gunmetal finish



Code	■ "	⊙ "	L mm	d mm	⊙ g	📦
31150001	A 6.3	1/4	50	8.9	16	5

outside ■ DIN 3120/ISO 1174-1 Type A (spring-loaded ball)
 outside ● DIN 3126/ISO 1173 Type E

3115/1 Adaptor, manually operated

- for manually operated sockets with recessed 6.3 (1/4") square drive DIN 3120/ISO 1174-1 Type C and D
- square drive with ball bearing
- Chrome Alloy Steel

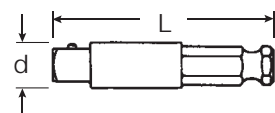


Code	■	"	●	"	L mm	d mm	g	⊞
31150002	A 6.3	1/4	C 6.3	1/4	25	10	5	

outside ■ DIN 3120/ISO 1174-1 Type A (spring-loaded ball)
outside ● DIN 3126/ISO 1173 Type E

3116/1-3316/1 Adaptor, machine operated

- DIN 7428/ISO 3317
- with outside hexagon
- for power operated IMPACT sockets DIN 3129/ISO 2725-2 with inside square DIN 3121/ISO 1174-2
- large collar diameter for better support of IMPACT sockets (3216/1, 3316/1)
- square drive with spring loaded locking pin
- Chrome Alloy Steel, gunmetal finish

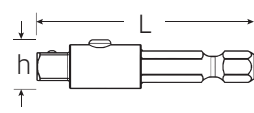


Code	No	■	"	●	"	L mm	d mm	g	⊞
31160001	3116/1	E 6.3	1/4	E 6.3	1/4	50	8.9	16	5
32160001	3216/1	E 10	3/8	E 6.3	1/4	50	15.5	23	5
33160001	3316/1	E 12.5	1/2	E 6.3	1/4	50	18	34	5

outside ■ DIN 3121/ISO 1174-2 Type E (spring-loaded locking pin)
outside ● DIN 3126/ISO 1173 Type E

3116/1QR-3316/1QR QuickRelease adaptor, machine operated

- with outside hexagon
- for power operated IMPACT sockets DIN 3129/ISO 2725-2 with inside square DIN 3121/ISO 1174-2
- large collar diameter for better support of IMPACT sockets
- Chrome Alloy Steel, gunmetal finish



Code	No	■	"	●	"	L mm	h mm	g	⊞
31161001	3116/1QR	E 6.3	1/4	E 6.3	1/4	50	11.2	18	5
32161001	3216/1QR	E 10	3/8	E 6.3	1/4	50	14.6	26	5
33161001	3316/1QR	E 12.5	1/2	E 6.3	1/4	50	19.2	46	5

outside ● DIN 3126/ISO 1173 Type E

412/442/443/543 Bit holder

- square drive socket
- for hand use only
- for bit-screwdriver bits with outside hexagon 1/4" or 5/16"
- DIN3126/ISO1173 C6.3 or C8
- Chrome Alloy Steel, chrome plated
- internal hexdrive with a collar-thrust spring (registered design). Bits are easy to insert, lock securely in position and can be removed just as easily; even hexbits with a wide groove (Type E, DIN3126/ISO1173)



code	No	○	"	○	"	L mm	d mm	g	⊞
11180010	412	D 6.3	1/4	C 6.3	1/4	25	11.6	14	5
12180026	442	D 6.3	1/4	C 10	3/8	32	16.5	30	5
12180030	443	D 8	5/16	C 10	3/8	32	16.5	39	5
13180010	543	D 8	5/16	C 12.5	1/2	38	22	65	5

inside ○ DIN 3126/ISO 1173
inside ○ DIN 3120/ISO 1174-1

412-1 Bit holder

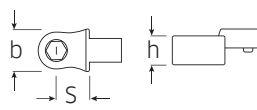
- socket, hexagon 1/4" inside hexagon
- DIN 3126/ISO 1173 D 6.3
- outer size of handle, octagon 10 mm for use in tools with 10 mm internal hex drive or internal double hexagon (e.g. "FLEXI" double-ended flexi-joint spanners, T-handle universal joint spanners, box spanners, ratchet ring spanners etc.)
- internal hex drive with a collar-thrust spring
- bits are easy to insert, lock securely in position and can be removed just as easily; even hex bits with a wide groove (Type E, DIN 3126/ISO 1173)
- HPQ® high performance steel



code	mm	L mm	d mm	g	⊞
11180020	10	20	11.6	11	5

736 Bit holder insert tools

- internal hex drive with a collar-thrust spring
- bits are easy to insert, lock securely in position and can be removed just as easily; even hex bits with a wide groove (Type E, DIN 3126/ISO 1173)



Code	size	○ mm	○ "	mm	b mm	h mm	S mm	g
58261010	10	D 8	5/16	9x12	16	12.5	17.5	47
58262610	10-1	D 6.3	1/4	9x12	14	10	17.5	45

inside ○ DIN 3126/ISO 1173

4

Bit screwdrivers

- with outside hexagon 1/4"
- DIN 3126/ISO 1173, shape E 6.3
- for use in power drivers

1242-1250 Bit screwdrivers

- DIN 3127/ISO 2351
- for slotted screws



Code	No	a x b mm	●	"	L mm	△ g	📦
08300635	1242	0.6 x 3.5	E 6.3	1/4	50	8	10
08300840	1244	0.8 x 4.0	E 6.3	1/4	50	9	10
08301055	1246	1.0 x 5.5	E 6.3	1/4	50	10	10
08301265	1248	1.2 x 6.5	E 6.3	1/4	50	11	10
08301680	1250	1.6 x 8.0	E 6.3	1/4	50	14	10

outside ● DIN 3126/ISO 1173

1260-1262 Bit screwdrivers

- DIN 3128
- for Phillips screws



Code	No	PH size	●	"	L mm	△ g	📦
08310001	1260	1	E 6.3	1/4	50	10	10
08310002	1261	2	E 6.3	1/4	50	11	10
08310003	1262	3	E 6.3	1/4	50	11	10

outside ● DIN 3126/ISO 1173

1270-1272 Bit screwdrivers

- for POZIDRIV/SUPADRIV® screws



Code	No	PZ size	●	"	L mm	△ g	📦
08320001	1270	1	E 6.3	1/4	50	10	10
08320002	1271	2	E 6.3	1/4	50	11	10
08320003	1272	3	E 6.3	1/4	50	11	10

outside ● DIN 3126/ISO 1173

1280-1284 Bit screwdrivers

- DIN 7426/ISO 3109
- for socket head screws



Code	No	mm	●	"	L mm	△ g	📦
08330003	1280	3	E 6.3	1/4	50	9	10
08330004	1281	4	E 6.3	1/4	50	10	10
08330005	1282	5	E 6.3	1/4	50	12	10
08330006	1283	6	E 6.3	1/4	50	13	10
08330008	1284	8	E 6.3	1/4	50	18	10

outside ● DIN 3126/ISO 1173

1290-1296 Bit screwdrivers

- for inside TORX® screws



Code	No	size	●	"	L mm	△ g	📦
08340010	1290	T 10	E 6.3	1/4	70	14	10
08340015	1291	T 15	E 6.3	1/4	70	14	10
08340020	1292	T 20	E 6.3	1/4	70	14	10
08340025	1293	T 25	E 6.3	1/4	70	15	10
08340027	1294	T 27	E 6.3	1/4	70	16	10
08340030	1295	T 30	E 6.3	1/4	70	16	10
08340040	1296	T 40	E 6.3	1/4	70	18	10

outside ● DIN 3126/ISO 1173

1441 TN-1446 TN Torsion bit screwdrivers

- for inside TORX® screws
- specifically developed for use with professional battery-powered impact screwdrivers
- longer service lifetimes thanks to specially designed torsional shape, flexible material and high-grade hardening
- controlled machine handling close to the screw thanks to very compact construction



Code	No	size	●	"	L mm	△ g	📦
08161115	1441 TN 15	T 15	E 6.3	1/4	38	4	5
08161120	1442 TN 20	T 20	E 6.3	1/4	38	5	5
08161125	1443 TN 25	T 25	E 6.3	1/4	38	6	5
08161130	1445 TN 30	T 30	E 6.3	1/4	38	7	5
08161140	1446 TN 40	T 40	E 6.3	1/4	38	8	5

outside ● DIN 3126/ISO 1173

2801 Sockets

- with hexagon inserts for power drivers
- hexagon fitted with permanent magnet
- Chrome Alloy Steel, clear lacquered



Code	mm	●	"	d mm	L mm	△ g	📦
28011007	7	E 6.3	1/4	12	50	23	5
28011008	8	E 6.3	1/4	13	50	26	5
28011010	10	E 6.3	1/4	15.5	50	31	5
28011013	13	E 6.3	1/4	18.7	50	44	5

13006 Special socket

- for use on plugs in electronic rack Airbus A320-A340



Code	●	"	mm	L mm	△ g	📦
08230001	E 6.3	1/4	11	50	32	5

outside ● DIN 3126/ISO 1173

4060 IMPACT driver set

- for screw sizes M5-M10
- in sturdy, stackable ABS plastic case

Content 1 each:
 IMPACT driver No 4030
 adaptors No 4035; No 4036
 ⊖ bit screwdrivers for slotted screws No 4040-4044
 ⊕ bit screwdrivers for Phillips-screws No 4050-4052
 ● bit screwdrivers for hex. socket head screws No 4055-4058



Code	g	g	g
96323001	1264	1	

4030 IMPACT driver

- with inside hexagon for bit screwdriver inserts No 4040-4058
- suitable for screws M5-M10
- torque 120 N·m



Code	"	L mm	g	g
32200005	3/8	138	604	1

4035/4036 Adaptors

- with outside hexagon
- for IMPACT screwdriver No 4030



Code	No	"	L mm	g	g
32210001	4035	3/8	38	34	1
32210001	4036	3/8	38	43	1

4040-4044 ⊖ Bit screwdrivers

- for slotted screws
- for IMPACT driver No 4030



Code	No	a x b mm	"	L mm	g	g
08400010	4040	1.0 x 7	3/8	40	17	10
08400014	4041	1.4 x 9	3/8	40	20	10
08400016	4042	1.6 x 10	3/8	40	21	10
08400020	4043	2.0 x 12	3/8	40	20	10
08400015	4044	1.5 x 13	3/8	40	24	10

4050-4052 ⊕ Bit screwdrivers

- for Phillips screws (Phillips-Recess® DIN 5260)
- for IMPACT driver No 4030



code	No	PH size	"	L mm	g	g
08410002	4050	2	3/8	35	17	10
08410003	4051	3	3/8	35	17	10
08410004	4052	4	3/8	35	17	10

4055-4058 ● Bit screwdrivers

- for socket head screws
- for IMPACT driver No 4030



Code	No	mm	"	L mm	g	g
08420005	4055	5	3/8	35	16	10
08420006	4056	6	3/8	35	16	10
08420008	4057	8	3/8	35	19	10
08420010	4058	10	3/8	35	23	10

4



5 TORQUE TOOLS, TORQUE TESTERS

Torque screwdrivers
>> Page 190



Torque wrenches, mechanical
>> Page 194



Angle-controlled torque wrenches,
electronic
>> Page 208



Accessories torque wrenches
>> Page 222



Insert/shell tools
>> Page 223



5

Torque multipliers MULTIPower
>> Page 232



Spare parts
>> Page 234



Torque tester
>> Page 237



Calibration systems
>> Page 240



Accessories torque tester
and calibration systems
>> Page 249



As individual as your fastener. STAHLWILLE torque tools.

To ensure safety and productivity, STAHLWILLE torquing tools offer you a high degree of convenience, accurate setting and optimised ergonomic designs. The following overview is designed to help you select just the right model for your application.



e.g. TORSIOTRONIC®

Torque screwdrivers

Clicking	Indicating	No	Range	Page
	•	760	15-600 cN·m	192
•		775	2-1000 cN·m	192
•	•	TORSIOTRONIC®	12-1000 cN·m	193

5

Torque wrenches

Clicking	Indicating	No	Range	Page
	•	71	160-800 N·m	194
	•	73Nm/15	2-15 N·m	195
•		755	1.5-300 N·m	195
•		730 Quick	4-650 N·m	198
•		730/80	160-800 N·m	198
•		721 Quick	6-300 N·m	199
•		720Nf	160-800 N·m	200
•		721Nf	160-1000 N·m	200
•		730N	4-1000 N·m	204, 205
•		730 Fix	10-1000 N·m	205
	•	701	1-20 N·m	207
•	•	730D	10-1000 N·m	212, 213
	•	712R/6	3-60 N·m	220



e.g. MANOSKOP® 730 Quick

Tightening angle torque wrenches

Clicking	Indicating	No	Range	Page
•	•	714	1-1000 N·m	216, 217
	•	713R	3-400 N·m	220



e.g. MANOSKOP® 714



STAHLWILLE's calibration laboratory - accredited by the highest authority. Controlled bolt tightening is an essential aspect of operating safety and the durability of screws and bolts. Put your trust in STAHLWILLE's DAKKS calibration laboratory. For all your torqueing tools and testers.

More details on page 236



Insert & shell tools

System		Page
9x12 mm	9x12	223 - 226
14x18 mm	14x18	226 - 228
22x28 mm	22x28	228, 229
24.5x28 mm	24.5x28	229



Torque multipliers

No	Range	Page
MP100-1500	100-1500 N·m	232
MP300	800-5000 N·m	233



e.g.
perfectControl 7794-2

Testers & calibration systems

No	Range	Page
SmartCheck	1-800 N·m	237
7707 W Torque Tester	0.2-1100 N·m	238
7791 / 7792 Manutork	1-3000 N·m	241 - 243
7794 perfectControl	1-1000 N·m	245 - 247
Accessories		249 - 251

Electronics and mechanics: the perfect symbiosis. **TORSIOTRONIC®.**



TORSIOTRONIC® - this is the name behind the first electromechanical torque screwdriver in the world. The patented trigger system, based on a ball mechanism, trips with audible and tactile signals when the target torque is reached. The tool measures as accurately as only an electronic torque tool can. The fine-tooth ratchet, a wide range of programming options and a micro-USB port make the TORSIOTRONIC the ideal tool when it comes to logging work steps, applying very small torques or following complex tightening sequences.

5

UNIQUE.

The first electromechanical torque screwdriver on the market - combines the accuracy of electronic measurement with the convenience of the »click« from mechanical trigger mechanisms.



CLOCKWISE. OR ANTICLOCKWISE.

Whether the tool is set to indicating only or clicking - both modes can be applied clockwise or anticlockwise.



SENSITIVE.

Integrated ratcheting bit-holder with 80 teeth that provide a particularly small ratchet angle of only 4.5° and thus enable particularly sensitive working – ideal for hard-to-reach fasteners. The 1/4" male square allows the direct application of sockets, while the bit holder supplied allows tightening with screwdriver bits.

SAFE.

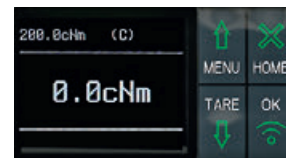
After the tool trips, the slip mechanism prevents the preset tightening torque from being inadvertently exceeded, which protects against overtightening.

INTUITIVELY SIMPLE.

Easy learning curve thanks to almost self-explanatory controls and an easily understood menu structure.

READY WHEN YOU ARE.

Long-lasting battery charge with battery-saving stand-by mode. Always ready for use thanks to quick and easy to change externally charged battery.



BRILLIANT.

Clear display of all the relevant information in a bright, battery-saving colour OLED display – readable at almost any angle.



LOGGING FUNCTION.

Stores up to 2500 fasteners for reading out and documenting on the PC later by means of the integrated micro-USB port.

5

Torque screwdrivers

TORSIOMETER 760

- indicating type
- the measuring element is a torsional leaf spring
- clockwise tightening (with trailing pointer) and anticlockwise tightening
- with 1/4" internal hex drive (F 6.3 DIN 3126)
- comparative scale in in-lb and cursor
- inserts and adaptors with external hex E 6.3 (1/4")
- DIN 3126/ISO 1173 are securely held and firmly controlled in the mounting shaft (for bit screwdriver inserts, refer to page 184)
- to attach 1/4" sockets, please order adaptor No 3115 (refer to page 182)
- certificate in accordance with DIN EN ISO 6789-2:2017
- **display deviation value ± 4%**

760 Torque screwdrivers TORSIOMETER



Code	size				Ø mm	L mm	⊖ g
51040007	7.5	15-75 cN·m	1.5-6.5 in·lb	2.5 cN·m	F 6.3	185	225
51040015	15	30-150 cN·m	3-13 in·lb	5 cN·m	F 6.3	185	225
51040030	30	60-300 cN·m	6-26 in·lb	10 cN·m	F 6.3	185	230
51040060	60	120-600 cN·m	12-52 in·lb	20 cN·m	F 6.3	185	230

5

TORSIOMAX 775

- click-type
- for torque-controlled bolt tightening in the cN·m and in-lb ranges
- for one-off or production runs
- anticlockwise and clockwise tightening
- with 1/4" internal hex drive (F 6.3 DIN 3126/ISO1173)
- infinitely variable via micrometer scale (twist scale)
- disengaging clutch coupling prevents the preset value being exceeded
- the shape of the handle and its surface texture ensure safe and accurate transmission of torque
- insert tools: For all 1/4" hex E 6.3, Phillips-head screws, POZIDRIV/SUPADRIV®, straight-slot, TORX®, hex bits (see pp. 184)
- certificate in accordance with DIN EN ISO 6789-2:2017
- **display deviation value ± 6%**

775 Torque screwdrivers TORSIOMAX



Code	size			Ø mm	L mm	⊖ g
51060003	3 ¹⁾	2-30 cN·m	0.2 cN·m	F 6.3	105	55
51060012	12 ²⁾	20-120 cN·m	1 cN·m	F 6.3	157	180
51060030	30 ²⁾	40-300 cN·m	1 cN·m	F 6.3	160	205
51060050	50 ²⁾	100-500 cN·m	2.5 cN·m	F 6.3	205	420
51060100	100 ²⁾	400-1000 cN·m	5 cN·m	F 6.3	235	630
51460003	a/3 ³⁾	0.2-3 in·lb	0.02 in·lb	F 6.3	105	55
51460012	a/12 ³⁾	2-12 in·lb	0.1 in·lb	F 6.3	157	200
51460050	a/50 ³⁾	10-50 in·lb	0.25 in·lb	F 6.3	205	440

¹⁾ with a swivelling handle-end to improve tool control; and with a clamping screw for locking the preset

²⁾ with an additional locking mechanism to prevent the selected torque being inadvertently adjusted

³⁾ with screw-on handles for increasing the force applied for large torques

TORSIOTRONIC®

- indicating and click-type
- integrated ratcheting bit-holder with 80 teeth that provide a particularly small ratchet angle of only 4.5° and thus enable particularly sensitive working - ideal for hard-to-reach fasteners
- after the tool trips, the slip mechanism prevents the preset tightening torque from being inadvertently exceeded, which protects against overtightening
- clear display of all the relevant information in a bright, battery-saving colour OLED display - readable at almost any angle
- visual assessment of the torqueing action by means of the traffic light colours in the display and laterally placed LEDs
- display in a number of languages
- long-lasting battery charge with battery-saving stand-by mode. The rechargeable batteries can be quickly and easily changed.
- stores up to 2500 fasteners and sequences for reading out and documenting on the PC later by means of the integrated micro-USB interface
- the target torque and tolerances can be individually set to evaluate the readings
- easy learning curve thanks to almost self-explanatory controls and an easily understood menu structure
- three operating modes (first peak, track, peak hold)
- tactile, visual and acoustic trigger signals.
- the ergonomically designed convex handle promotes strain-free working and is resistant to oils, grease, fuels, brake fluids and Skydrol
- clockwise and anticlockwise operation
- with 1/4" male square drive (6.3 DIN 3120/ISO 1174-1) for 1/4" sockets
- with 1/4" female square drive in the handle end (6.3 DIN 3120/ISO 1174-1) for attaching a 1/4" T-bar
- units of measure: cN·m, N·m, ft·lb, in·lb, in·oz
- included in the set: SENSOMASTER 4 software, USB cable, bit holder, T-bar handle (size 10)
- supplied with 3.6 V lithium battery, type 18650, packaged according to UN 3480
- patented
- certificate in accordance with DIN EN ISO 6789-2:2017
- in robust plastic case
- **display deviation value ± 4%**

5

TORSIOTRONIC Electromechanical torque screwdrivers

NEW

80 4.5



TORSIOTRONIC® 10

Code	size						L mm	⌀ g	⌀ g with box
96510712	1.2	12-120 cN·m	0.12-1.2 N·m	0.08-0.885 ft·lb	1.06-10.7 in·lb	16.9-169.9 in·oz	317	569	1494
96510730	3	30-300 cN·m	0.3-3 N·m	0.2-2.3 ft·lb	2.6-26.6 in·lb	42-425 in·oz	317	570	1502
96510760	6	60-600 cN·m	0.6-6 N·m	0.4-4.45 ft·lb	5.3-53.1 in·lb	84.5-849.5 in·oz	317	572	1508
96510700	10	100-1000 cN·m	1-10 N·m	0.7-7.3 ft·lb	8.8-88.5 in·lb	141-1417 in·oz	317	575	1616
96511712	1.2	12-120 cN·m	0.12-1.2 N·m	0.08-0.885 ft·lb	1.06-10.7 in·lb	16.9-169.9 in·oz	317	523	1448
96511730	3	30-300 cN·m	0.3-3 N·m	0.2-2.3 ft·lb	2.6-26.6 in·lb	42-425 in·oz	317	524	1456
96511760	6	60-600 cN·m	0.6-6 N·m	0.4-4.45 ft·lb	5.3-53.1 in·lb	84.5-849.5 in·oz	317	526	1462
96511700	10	100-1000 cN·m	1-10 N·m	0.7-7.3 ft·lb	8.8-88.5 in·lb	141-1417 in·oz	317	529	1570

96 51 17 12 - 96 51 17 00: As for 96 51 07 12 - 96 51 07 00, but without accu (not hazardous)

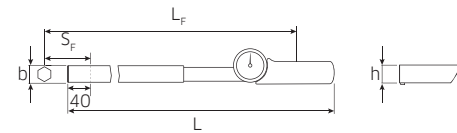
MANOSKOP® 71

- indicating type
- mount for interchangeable shell tools
- all 14 x 18 mm insert tools can also be used with insert tool adaptor No 7370/80 (max. 650 N·m)
- trailing pointer dial
- twin scales N·m/ft·lb
- scale is made of luminescent light yellow special film enabling clear readings even in poor light conditions
- handle with integrated force compensator
- measuring element is a bending plate housed in the handle

223-229

- with overload protection
- can be applied for either clockwise or anticlockwise tightening by turning the wrench over
- calibration using perfectControl® calibrating unit No 7794 or calibration system No 7706. Adjustment without disassembly
- certificate in accordance with DIN EN ISO 6789-2:2017
- supplied in textile bag
- **display deviation value ± 4%**

71/80 MANOSKOP® torque wrench with dial gauge and mount for shell tools



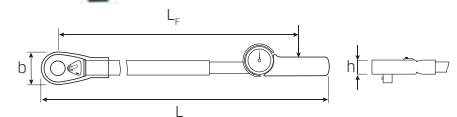
Code						b mm	h mm	L mm	L _F mm	S _F mm	ΔΔ g
50030080	160-800 N·m	120-600 ft·lb	10 N·m	10 ft·lb		28	24	1048	1050	95	2300

5

MANOSKOP® 71 with permanently installed reversible ratchet

- indicating type
- trailing pointer dial
- twin scales N·m/ft·lb
- scale is made of luminescent light yellow special film enabling clear readings even in poor light conditions
- additional protection for the gauge by the protective ring
- handle with integrated force compensator
- not for anticlockwise measurement
- calibration using perfectControl® calibrating unit No 7794 or calibration system No 7706. Adjustment without disassembly
- certificate in accordance with DIN EN ISO 6789-2:2017
- supplied in textile bag
- **display deviation value ± 4%**

71aR/80 MANOSKOP® torque wrench with dial gauge and permanently installed ratchet

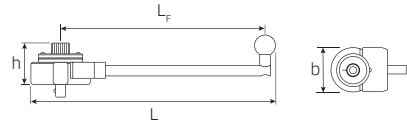


Code						b mm	h mm	L mm	L _F mm	ΔΔ g
50450080	100-600 ft·lb	160-800 N·m	10 ft·lb	10 N·m		70	30	1152	1060	4900

Friction gauge

- indicating type
- permanently installed square drive for clockwise use
- trailing pointer dial
- no "needle wobble" during measurements
- lighter construction due to use of aluminium
- certificate in accordance with DIN EN ISO 6789-2:2017
- display deviation value ± 4%**

73Nm/15 Friction gauge



Code			"	b mm	h mm	L mm	L _F mm	Δ _g g
50240015	2-15 N·m	0.5 N·m	1/2	72	50	298.5	250	676

Industrial MANOSKOP® 755

For work on production lines or series production. No setting scale; have to be set with testers such as the STAHLWILLE No 7707 W, SmartCheck tester or the No 7794, No 7706 calibration system.

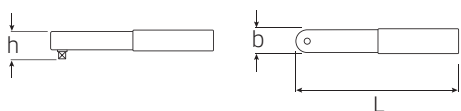
- click-type
- mount for interchangeable insert tools (755/4-30)
- dual stop signal
- particularly light and easy to handle
- handle and shank are made of square tubular steel
- any force applied to the tool after the 'click' or applied in the opposite direction to the current function (up to the maximum of the wrench's range) does not act on the trigger mechanism and cannot cause damage to it
- anticlockwise torquing thanks to swap-over insert tools
- on request with preset cut-out value (surcharge 10%)
- display deviation value ± 4%**

223-229

5

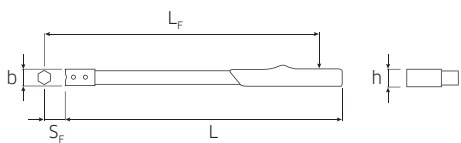
755R/1 Series MANOSKOP® torque wrench with permanently installed ratchet

- measurements independent of the point of application of force



Code			"	b mm	h mm	L mm	Δ _g g
50100001	1.5-12.5 N·m	1.0-9.0 ft·lb	1/4	22	18	173.5	335

755 Series MANOSKOP® torque wrenches with mount for insert tools



Code	size				b mm	h mm	L mm	L _F mm	S _F mm	Δ _g g
50010004	4	4-40 N·m	4-30 ft·lb	9x12	22	18	201	172	17.5	500
50010010	10	20-100 N·m	15-74 ft·lb	9x12	28	24	318	289	17.5	635
50010020	20	40-200 N·m	30-147 ft·lb	14x18	28	24	457	435	25	1045
50010030	30	60-300 N·m	40-220 ft·lb	14x18	28	24	609	587	25	1210

Versatile and quick.
MANOSKOP® 730 Quick.



Anyone in need of a mechanical torque wrench that can be quickly set for the next operation will find the MANOSKOP® 730 Quick the ideal helper. Thanks to its flexible range of 4 - 650 N·m and the interchangeable insert tools (9 x 12 mm, 14 x 18 mm and 22 x 28 mm), the MANOSKOP® Quick is remarkably versatile - and quicker than ever: as a result of the much improved ergonomics and accessibility to the essential controls, the target torque is set in seconds.



EXACT.

The design, with opposing V-shaped »sights« and an integrated magnifier, facilitates fast, accurate setting even at an awkward reading angle. With a Vernier scale in N·m/ft·lb or N·m/in·lb.

PROTECTED.

The internal mechanism is extremely resistant to mechanical wear and well protected against dirt and soiling inside the outer housing.

5



FAST.

Rapid setting thanks to the easy-action locking lever in the handle. Ergonomically designed, non-slip adjuster with a thumb recess for fast, safe setting of the slider.



WEAR-RESISTANT.

Wear resistant trigger system with a flexible rod. In contrast to conventional torque wrenches, it is not necessary to reset the wrench to zero after each job to unload the spring. In this way, users benefit from long-term accuracy and safe measurement results with less time required.



SAFE.

QuickRelease safety lock guarantees secure locking of insert tools on sizes 5 – 65 and fast removal.

COMPACT.

Compact and space-saving, the MANOSKOP® 730 Quick torque wrenches are available in sizes 2 and 4. They feature the same measuring and trigger technology as their »big brother«, and are just as precise and reliable.



SIMPLE.

Quick adjustment from outside, no disassembly of the torque wrench required, with two adjustment points for the maximum & minimum values.



5

Service MANOSKOP® 730

- click-type
- the measuring element is only under load while force is being applied, no need for manual reset to zero
- mount for interchangeable insert/shell tools
- QuickRelease safety lock (sizes 5-65)
- rapid setting thanks to easy-action locking lever in the handle (sizes 5-65)
- ergonomically designed, non-slip adjuster with a thumb recess
- magnifying glass integrated in the display window
- optimised convex handle for strain-free working
- dual stop signal
- twin scales N·m/ft·lb and N·m/in·lb (sizes 5-80)
- on request also available as an N·m-only version without twin scale (sizes 5-65)
- can be applied for either clockwise or anticlockwise tightening by turning the inserts over
- any force applied to the tool after the 'click' or applied in the opposite direction to the current function - e.g. forcible loosening of a jammed screw - does not act on the trigger mechanism and cannot cause damage to it
- calibration using perfectControl® calibrating unit No 7794 or calibration system No 7706. Readjustment does not require disassembly.
- certificate in accordance with DIN EN ISO 6789-2:2017
- **display deviation value ± 4%**

223-229

730 Quick Service MANOSKOP® torque wrenches with mount for insert tools



Code	size					mm	b mm	h mm	L mm	L _F mm	S _F mm	Δg
50184005	5	6-50 N·m	5-36 ft·lb	2 N·m	1 ft·lb	9x12	28	23	315	288	17.5	780
50184010	10	20-100 N·m	15-72.5 ft·lb	2.5 N·m	2.5 ft·lb	9x12	28	23	370	343	17.5	936
50184012	12	25-130 N·m	20-95 ft·lb	2.5 N·m	2.5 ft·lb	14x18	28	23	410	390	25	1074
50184020	20	40-200 N·m	30-145 ft·lb	5 N·m	5 ft·lb	14x18	28	23	455	435	25	1310
50184040	40	80-400 N·m	60-300 ft·lb	10 N·m	10 ft·lb	14x18	28	23	590	570	25	1540
50184065	65 ¹⁾ 2)	130-650 N·m	100-480 ft·lb	20 N·m	20 ft·lb	14x18	30.6	25.6	875	855	25	3192
50184565	II/65 ²⁾	130-650 N·m	100-480 ft·lb	20 N·m	20 ft·lb	22x28	30.6	25.6	897	907	55	4104
50584005	a/5	6-50 N·m	50-440 in·lb	2 N·m	10 in·lb	9x12	28	23	315	288	17.5	780
50584010	a/10	20-100 N·m	180-880 in·lb	2.5 N·m	20 in·lb	9x12	28	23	370	343	17.5	934
50584012	a/12	25-130 N·m	225-1150 in·lb	2.5 N·m	25 in·lb	14x18	28	23	410	390	25	1076
50584020	a/20	40-200 N·m	350-1750 in·lb	5 N·m	50 in·lb	14x18	28	23	455	435	25	1216

¹⁾ recommended ratchet insert tool No 735/40HD
²⁾ supplied in textile bag

730 Quick Service MANOSKOP® torque wrenches with tool carrier for insert tools NEW



Code	size			mm	b mm	h mm	L mm	L _F mm	S _F mm	Δg
50184002	2	4-20 N·m	0.5 N·m	9x12	27.5	23.6	179	157.2	17.5	315
50184004	4	8-40 N·m	1 N·m	9x12	27.5	23.6	223	200.8	17.5	395
50584001	a/2-1	17.5-87.5 in·lb	2.5 in·lb	9x12	27.5	23.6	179	157.2	17.5	315
50584002	a/2	30-175 in·lb	5 in·lb	9x12	27.5	23.6	179	157.2	17.5	315
50584004	a/4	70-350 in·lb	10 in·lb	9x12	27.5	23.6	223	200.8	17.5	395

730/80 Service MANOSKOP® torque wrench with mount for shell tools

- supplied in textile bag
- use shell adaptor No 7370/80 to make 14 x 18 mm insert tools fit



Code					mm	b mm	h mm	L mm	L _F mm	S _F mm	Δg
50180080	160-800 N·m	120-600 ft·lb	20 N·m	20 ft·lb	24.5x28	46	43	970	990	95	4925

Standard MANOSKOP® 721 Quick

- click-type
- the measuring element is only under load while force is being applied, no need for manual reset to zero
- rapid setting thanks to easy-action locking lever in the handle
- ergonomically designed, non-slip adjuster with a thumb recess
- magnifying glass integrated in the display window
- dual stop signal
- twin scales N·m/ft·lb
- optimised convex handle for strain-free working
- any force applied to the tool after the 'click' or applied in the opposite direction to the current function – e.g. forcible loosening of a jammed screw – does not act on the trigger mechanism and cannot cause damage to it
- all the sensitive components are protected by the sturdy tubular steel housing
- calibration using perfectControl® calibrating unit No 7794 or calibration system No 7706. Readjustment does not require disassembly.
- certificate in accordance with DIN EN ISO 6789-2:2017
- **display deviation value ± 4%**

721 Quick Standard MANOSKOP® torque wrenches with permanently installed ratchet



Code	size					"	b ₁ mm	b ₂ mm	h ₁ mm	h ₂ mm	L mm	L _F mm	⊕ g
50204005	5	6-50 N·m	5-36 ft·lb	2 N·m	1 ft·lb	3/8	28	27.5	23	14.5	352	293	880
50204015	15	30-150 N·m	25-110 ft·lb	5 N·m	5 ft·lb	1/2	28	41	23	18	452	387	1282
50204020	20	40-200 N·m	30-145 ft·lb	5 N·m	5 ft·lb	1/2	28	41	23	18	483	418	1349
50204030	30	60-300 N·m	50-220 ft·lb	10 N·m	10 ft·lb	1/2	28	44	23	27.5	553	486	1646

size 30 with push through square drive for anticlockwise torquing (spare square drive, refer to page 235)

5

721QR Quick Standard MANOSKOP® torque wrenches with permanently installed QuickRelease ratchet



Code	size					"	b ₁ mm	b ₂ mm	h ₁ mm	h ₂ mm	L mm	L _F mm	⊕ g
50204115	15	30-150 N·m	25-110 ft·lb	5 N·m	5 ft·lb	1/2	28	41	23	18	452.5	387	1268
50204120	20	40-200 N·m	30-145 ft·lb	5 N·m	5 ft·lb	1/2	28	41	23	18	482	416.5	1338

721QR/20/3/1 Quick Wheel-fitting set

- in sturdy plastic box
- Content 5 pieces:
 1 standard MANOSKOP® No 721QR/20 Quick, 40-200 N·m, 30 - 150 ft·lb, with permanently installed QuickRelease ratchet, reversible, 1/2" ■-drive
 3 wheel nut sockets No 51IMP K, sizes 17 (green), 19 (blue), 20.8 mm (red)
 1 extension No 509QR/5, 130 mm

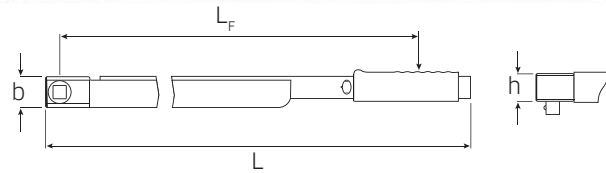


Code	⊕ g
96507214	2818

Standard MANOSKOP® 720Nf/721Nf

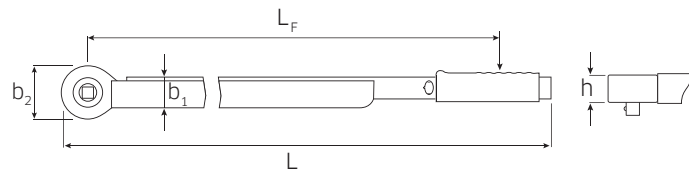
- click-type
- easy setting
- dual stop signal
- twin scales N·m/ft·lb
- anticlockwise torquing thanks to swap-over square drive
- all the sensitive components are protected by the sturdy tubular steel housing in the U-shaped aluminium profile
- calibration using perfectControl® calibrating unit No 7794 or calibration system No 7706. Readjustment does not require disassembly.
- certificate in accordance with DIN EN ISO 6789-2:2017
- supplied in textile bag
- **display deviation value ± 4%**

720Nf/80 Standard MANOSKOP® torque wrench with permanently installed square drive



Code					"	b mm	h mm	L mm	L _F mm	± g
50190081	160-800 N·m	120-600 ft·lb	20 N·m	20 ft·lb	3/4	45	42	1034	938	5650

721Nf Standard MANOSKOP® torque wrenches with permanently installed ratchet



Code	size					"	b ₁ mm	b ₂ mm	h mm	L mm	L _F mm	± g
50200081	80	160-800 N·m	120-600 ft·lb	20 N·m	20 ft·lb	3/4	46.5	76	42	1051	938	6380
96502001	100	200-1000 N·m	150-725 ft·lb	25 N·m	25 ft·lb	3/4	46.5	76	42	1504	1365	7010

730R/40/32 Quick Torque wrench set

- in steel case
 - for general service work
- Content 32 pieces:
- 1 Service-MANOSKOP® No 730/40 Quick, 80-400 N·m
 - 1 ratchet insert tool No 735/20, reversible, 1/2" ■-drive
 - 1 square drive insert tool No 734/20, 1/2" ■-drive
 - 7 open ended insert tools No 731/40: 13; 15; 17; 19; 22; 27; 30 mm
 - 1 open ended insert tool No 3731/40, 24 mm
 - 7 ring insert tools No 732/40: 13; 15; 17; 19; 22; 24; 27 mm
 - 10 sockets, bi-hexagon No 50: 13; 14; 15; 17; 19; 22; 24; 27; 30; 32 mm
 - 4 accessories, 1/2" ○-drive:
 - 1 T-handle No 506
 - 1 extension No 509/10, 255 mm
 - 1 extension No 509/5, 130 mm
 - 1 extension No 509/2, 55 mm



code	± g	
96502053	9739	1

This is how to achieve the correct tightening torque - even if you are using inserts with an extension

When you tighten fasteners using inserts whose extension length S deviates from the standard length S_F , it is necessary to recalculate the setting/display value for the torque wrench in use.

Caution! If adapters are combined with inserts or special tools, use the sum of the extensions = ΣS . Where the special tool is angled to the side, W_K will have to be determined empirically.

$$W_K = \frac{M_A \cdot L_F}{L_K} \left[\frac{\text{N} \cdot \text{m} \cdot \text{mm}}{\text{mm}} \right]$$

$$W_K = \frac{M_A \cdot L_F}{L_F - S_F + S \text{ (or } \Sigma S)}$$

M_A = desired tightening torque

W = reading/setting $W = M_A$

W_K = adjusted reading or setting value $W_K \neq M_A$

L_F = functional length (see dimension table for torque wrenches)

L_K = adjusted functional length $L_K = L_F - S_F + S$ (or ΣS)

S = extension of STAHLWILLE inserts or special tools (see dimension table for inserts)

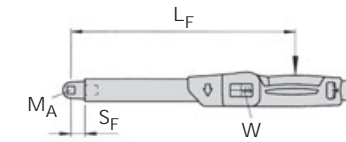
S_F = standard extension (see dimension table for torque wrenches)

ΣS = total of all extensions of the attached inserts $S_{\text{adapter}} + S_{\text{insert}} + \dots$

Normal situation

Torque wrench No 730N/10 combined with square drive insert tool No 734/5 and socket size 13 mm.
Required tightening torque for the screw $M_A = 40 \text{ N} \cdot \text{m}$

Dimension table for torque wrenches: $L_F = 336 \text{ mm}$, $S_F = 17.5 \text{ mm}$
 Dimension table for square drive insert tools: $S = 17.5 \text{ mm}$

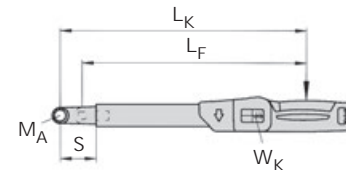


No adjustment to setting value required on torque wrench. $\rightarrow S = S_F$
 $\rightarrow W = M_A$

Example 1: adjusted setting value (1 insert tool)

Torque wrench No 730N/20 combined with ring insert tool No 732/40 size 36 mm.
Required tightening torque for the screw $M_A = 190 \text{ N} \cdot \text{m}$

Dimension table for torque wrenches: $L_F = 424.5 \text{ mm}$, $S_F = 25 \text{ mm}$
 Dimension table for ring insert tools: $S = 28 \text{ mm}$



5

And this is what it looks like in the catalogue:

730N Service MANOSKOP® torque wrenches with mount for insert tools													
<small> ◎ mount for interchangeable insert tools ◎ Quick/Release safety lock ◎ can be applied for either clockwise or anticlockwise tightening by turning the inserts over ◎ display deviation value ± 3% (size 2; a/2 4 %) </small>													
Code	size	mm	mm	mm	mm	mm	mm	mm	mm	mm	mm	mm	mm
50181102	2	4-20 N·m	40-180 in·lb	1 N·m	10 in·lb	0.2 N·m	9.412	28	23	275	226	17.5	737
50181005	5	10-50 N·m	7-37 ft·lb	5 N·m	1 ft·lb	0.25 N·m	9.412	28	23	330	280.5	17.5	831
50181010	10	20-100 N·m	15-75 ft·lb	10 N·m	2.5 ft·lb	0.5 N·m	9.412	28	23	386	336	17.5	988
50181012	12	25-130 N·m	20-95 ft·lb	10 N·m	2.5 ft·lb	0.5 N·m	9.412	28	23	421	379	25	1128
50181020	20	40-200 N·m	30-150 ft·lb	10 N·m	5 ft·lb	1 N·m	14.16	28	23	467	424.5	25	1264
50181040	40	80-400 N·m	60-300 ft·lb	20 N·m	10 ft·lb	2 N·m	14.16	28	23	607	564.5	25	1655
50181065	65	130-650 N·m	100-480 ft·lb	50 N·m	20 ft·lb	2.5 N·m	14.16	30.6	25.6	890	848	25	3231
50181365	I/65	130-650 N·m	100-480 ft·lb	50 N·m	20 ft·lb	2.5 N·m	14.16	30.6	25.6	911	900	55	3504
50181080	80	150-800 N·m	120-600 ft·lb	100 N·m	25 ft·lb	5 N·m	22.29	30.6	25.6	1178	1167	55	4825
50181100	100	200-1000 N·m	150-750 ft·lb	100 N·m	25 ft·lb	5 N·m	22.29	30.6	25.6	1363	1352	55	5000
50581102	a/2	40-180 in·lb	3-15 ft·lb	10 in·lb	0.5 ft·lb	2 in·lb	9.412	28	23	275	226	17.5	737
50581005	a/5	90-450 in·lb	7-37 ft·lb	50 in·lb	1 ft·lb	2.5 in·lb	9.412	28	23	330	280.5	17.5	831

732/40 Ring insert tools							
Code	mm	mm	mm	mm	mm	mm	mm
58224013	13	22.5	11	25	130		
58224014	14	23	11	25	123		
58224015	15	24	11	25	128		
58224016	16	25.5	12	25	133		
58224017	17	27	12	25	135		
58224018	18	29	13	25	134		
58224019	19	30.5	13	25	145		
58224021	21	33	15	25	144		
58224022	22	34.5	15	25	145		
58224024	24	37.5	15	25	153		
58224027	27	42.5	17	25	162		
58224028	28	45.5	19	25	175		
58224030	30	46	19	25	182		
58224032	32	47.5	19	25	181		
58224034	34	52	19	25	210		
58224036	36	54	19	25	203		

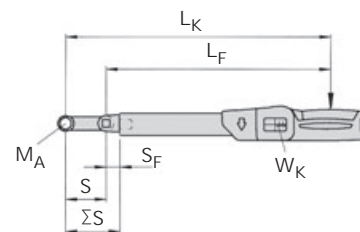
$$W_K = \frac{M_A \cdot L_F}{L_F - S_F + S} = \frac{190 \text{ N} \cdot \text{m} \cdot 424.5 \text{ mm}}{424.5 \text{ mm} - 25 \text{ mm} + 28 \text{ mm}} = \frac{190 \text{ N} \cdot \text{m} \cdot 424.5 \text{ mm}}{427.5 \text{ mm}} = 188.7 \text{ N} \cdot \text{m}$$

Adjusted setting value $W_K = 188.7 \text{ N} \cdot \text{m}$
 \rightarrow value to set 189 N·m $\rightarrow S \neq S_F$
 $\rightarrow W \neq M_A$

Example 2: adjusted reading (insert tool and adapter)

Torque wrench No 730N/10 combined with square drive insert tool No 734/5 and adapter No 447 size 10 mm.
Required tightening torque for the screw $M_A = 25 \text{ N} \cdot \text{m}$

Dimension table for torque wrenches: $L_F = 336 \text{ mm}$, $S_F = 17.5 \text{ mm}$
 Dimension table for square drive insert tools: $S_F = 17.5 \text{ mm}$
 Dimension table for adapters: $\Sigma S = 50.8 \text{ mm}$



$$W_K = \frac{M_A \cdot L_F}{L_F - S_F + \Sigma S} = \frac{25 \text{ N} \cdot \text{m} \cdot 336 \text{ mm}}{336 \text{ mm} - 17.5 \text{ mm} + 17.5 \text{ mm} + 50.8 \text{ mm}} = \frac{25 \text{ N} \cdot \text{m} \cdot 336 \text{ mm}}{386.8 \text{ mm}}$$

Adjusted setting value $W_K = 21.7 \text{ N} \cdot \text{m}$
 $\rightarrow \Sigma S \neq S_F$
 $\rightarrow W \neq M_A$

Strong and highly talented. **MANOSKOP® 730N.**



The mechanical MANOSKOP® 730N torque wrench features an extremely wide range and is suitable for accurate application up to 1000 N·m. Its QuickSelect technology makes setting the target torque particularly easy – and very accurate. Unlock, set and lock the control knob in the end of the handle. The audible and tactile mechanism and the fine adjustment ring scale simplify setting.



5

CLICKING.

When the target torque is reached, MANOSKOP® 730N provides a noticeable tactile dual stop signal.

Square drive for use with insert tools in a range of formats (9 x 12 mm, 14 x 18 mm and 22 x 28 mm).



USER FRIENDLY.

Accurate QuickSelect one-handed setting – quick & easy control using the knob at the end of the handle.
Unlock. Set. Lock.



UNCOMPLICATED.

Quick adjustment from outside, no disassembly of the torque wrench required, with two adjustment points for the maximum & minimum values.



SAFE.

The QuickRelease safety interlock guarantees secure linking but quick release for changing the insert tools.



WEAR-RESISTANT.

Wear resistant trigger system with a flexible rod. In contrast to conventional torque wrenches, it is not necessary to reset the wrench to zero after each job to unload the spring. In this way, users benefit from long-term accuracy and safe measurement results with less time required.

5

CLEAR VIEW.

Easy-to-read dual scale with colour differentiation between the N·m and ft.lb scales to simplify fine setting.



Service MANOSKOP® 730N

- click-type
- the measuring element is only under load while force is being applied, no need for manual reset to zero
- fast, accurate setting thanks to QuickSelect quick-action adjuster
- dual stop signal
- easy-to-read double scale with colour coding to differentiate between N·m/ft·lb and ft·lb/in·lb scales
- any force applied to the tool after the 'click' or applied in the opposite direction to the current function – e.g. forcible loosening of a jammed screw -does not act on the trigger mechanism and cannot cause damage to it
- two-component handle with ergonomically designed green softer layers (resistant to oils, grease, fuels, brake fluids and skydrol)
- calibration using perfectControl® calibrating unit No 7794 or calibration system No 7706. Readjustment does not require disassembly.
- certificate in accordance with DIN EN ISO 6789-2:2017
- supplied in textile bag (from size 65)
- registered design

730N Service MANOSKOP® torque wrenches with mount for insert tools

- mount for interchangeable insert tools
- QuickRelease safety lock
- can be applied for either clockwise or anticlockwise tightening by turning the inserts over
- display deviation value $\pm 3\%$ (size 2; a/2 4%)



Code	size	Scale		Scale		Fine scale	mm	b mm	h mm	L mm	L _F mm	S _F mm	Δ g
50181102	2	4-20 N·m	40-180 in·lb	1 N·m	10 in·lb	0.2 N·m	9x12	28	23	275	226	17.5	737
50181005	5	10-50 N·m	7-37 ft·lb	5 N·m	1 ft·lb	0.25 N·m	9x12	28	23	330	280.5	17.5	831
50181010	10	20-100 N·m	15-75 ft·lb	10 N·m	2.5 ft·lb	0.5 N·m	9x12	28	23	386	336	17.5	988
50181012	12	25-130 N·m	20-95 ft·lb	10 N·m	2.5 ft·lb	0.5 N·m	14x18	28	23	421	379	25	1128
50181020	20	40-200 N·m	30-150 ft·lb	10 N·m	5 ft·lb	1 N·m	14x18	28	23	467	424.5	25	1264
50181040	40	80-400 N·m	60-300 ft·lb	20 N·m	10 ft·lb	2 N·m	14x18	28	23	607	564.5	25	1655
50181065	65*	130-650 N·m	100-480 ft·lb	50 N·m	20 ft·lb	2.5 N·m	14x18	30.6	25.6	890	848	25	3231
50181365	II/65	130-650 N·m	100-480 ft·lb	50 N·m	20 ft·lb	2.5 N·m	22x28	30.6	25.6	911	900	55	3504
50181080	80	160-800 N·m	120-600 ft·lb	100 N·m	25 ft·lb	5 N·m	22x28	30.6	25.6	1178	1167	55	4825
50181100	100	200-1000 N·m	150-750 ft·lb	100 N·m	25 ft·lb	5 N·m	22x28	30.6	25.6	1363	1352	55	5000
50581102	a/2	40-180 in·lb	3-15 ft·lb	10 in·lb	0.5 ft·lb	2 in·lb	9x12	28	23	275	226	17.5	737
50581005	a/5	90-450 in·lb	7-37 ft·lb	50 in·lb	1 ft·lb	2.5 in·lb	9x12	28	23	330	280.5	17.5	831
50581010	a/10	180-900 in·lb	15-75 ft·lb	100 in·lb	2.5 ft·lb	5 in·lb	9x12	28	23	386	336	17.5	988
50581020	a/20	350-1800 in·lb	30-150 ft·lb	100 in·lb	5 ft·lb	10 in·lb	14x18	28	23	467	424.5	25	1264
50581040	a/40	60-300 ft·lb	800-3600 in·lb	20 ft·lb	100 in·lb	2 ft·lb	14x18	28	23	607	564.5	25	1655

* recommended ratchet insert tool No 735/40HD

730NR Service MANOSKOP® torque wrenches with permanently installed fine-tooth ratchet

- in sturdy plastic box (size 65 in steel box)
- deviation of indication $\pm 4\%$

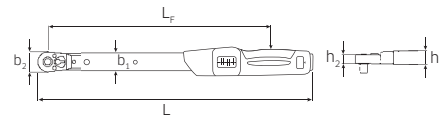


Code	size	Scale		Scale		Fine scale	mm	b ₁ mm	b ₂ mm	h ₁ mm	h ₂ mm	L mm	L _F mm	Δ g	Δ g with box
96503105	5 FK	10-50 N·m	7-37 ft·lb	5 N·m	1 ft·lb	0.25 N·m	3/8	28	33	23	24	364	280.5	973	1763
96503110	10 FK	20-100 N·m	15-75 ft·lb	10 N·m	2.5 ft·lb	0.5 N·m	1/2	28	33	23	24	420	336.5	1146	1934
96503120	20 FK	40-200 N·m	30-150 ft·lb	10 N·m	5 ft·lb	1 N·m	1/2	28	43	23	26	513.5	425	1583	2370
96502140	40 FK	80-400 N·m	60-300 ft·lb	20 N·m	10 ft·lb	2 N·m	3/4	28	50	23	31.5	657	564.5	2122	2657
96502265	65 FK-HD	130-650 N·m	100-480 ft·lb	50 N·m	20 ft·lb	2.5 N·m	3/4	30.6	58	25.6	36	944	848	3698	6188

730NR Service MANOSKOP® torque wrenches with permanently installed fine-tooth ratchet

QR

- in sturdy plastic box
- with QuickRelease safety lock



- deviation of indication $\pm 4\%$



Code	size					Fine scale	"	b ₁	b ₂	h ₁	h ₂	L	L _F	∅ g	∅ g with box
96 50 21 05	5QR FK	10-50 N·m	7-37 ft·lb	5 N·m	1 ft·lb	0.25 N·m	3/8	28	29	23	14.5	372.5	291	961	1386
96 50 21 10	10QR FK	20-100 N·m	15-75 ft·lb	10 N·m	2.5 ft·lb	0.5 N·m	1/2	28	29	23	14.5	428.5	346.5	1129	1554
96 50 21 20	20QR FK	40-200 N·m	30-150 ft·lb	10 N·m	5 ft·lb	1 N·m	1/2	28	41	23	18	526	438.5	1589	2014

Service MANOSKOP® 730 Fix

- for daily use in series production
- the setting knob can be unscrewed after the target has been set - making inadvertent changes to the settings impossible
- the TORX® TAMPER-RESISTANT locking screw

supplied with the tool also protects against unwanted manipulation the adhesive seals supplied offer a further level of security. It is not possible to adjust the setting without breaking the seal

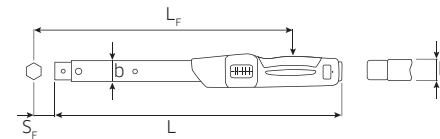
730 Fix Service MANOSKOP® torque wrenches with mount for insert tools

- click-type
- the measuring element is only under load while force is being applied, no need for manual reset to zero
- mount for interchangeable insert tools
- QuickRelease safety lock
- fast, accurate setting thanks to QuickSelect quick-action adjuster
- dual stop signal
- easy-to-read double scale with colour coding to differentiate between N·m/ft·lb and ft·lb/in·lb scales
- can be applied for either clockwise or anticlockwise tightening by turning the inserts over

223-229

- any force applied to the tool after the 'click' or applied in the opposite direction to the current function - e.g. forcible loosening of a jammed screw - does not act on the trigger mechanism and cannot cause damage to it
- two-component handle with ergonomically designed green softer layers (resistant to oils, grease, fuels, brake fluids and skydrol)
- calibration using perfectControl® calibrating unit No 7794 or calibration system No 7706. Readjustment does not require disassembly
- certificate in accordance with DIN EN ISO 6789-2:2017
- registered design
- in sturdy plastic box (size 80-100 in steel box)
- display deviation value $\pm 3\%$

5



Code	size					Fine scale	mm	b	h	L	L _F	S _F	∅ g	∅ g with box
96 50 30 05	5	10-50 N·m	7-37 ft·lb	5 N·m	1 ft·lb	0.25 N·m	9x12	28	23	330	280.5	17.5	828	1632
96 50 30 10	10	20-100 N·m	15-75 ft·lb	10 N·m	2.5 ft·lb	0.5 N·m	9x12	28	23	386	336	17.5	986	1788
96 50 30 12	12	25-130 N·m	20-95 ft·lb	10 N·m	2.5 ft·lb	0.5 N·m	14x18	28	23	421	379	25	1124	1928
96 50 30 20	20	40-200 N·m	30-150 ft·lb	10 N·m	5 ft·lb	1 N·m	14x18	28	23	467	424.5	25	1266	1890
96 50 30 40	40	80-400 N·m	60-300 ft·lb	20 N·m	10 ft·lb	2 N·m	14x18	28	23	607	564.5	25	1666	2444
96 50 30 65	65*	130-650 N·m	100-480 ft·lb	50 N·m	20 ft·lb	2.5 N·m	14x18	30.6	25.6	890	848	25	3242	6500
96 50 34 65	II/65	130-650 N·m	100-480 ft·lb	50 N·m	20 ft·lb	2.5 N·m	22x28	30.6	25.6	911	900	55	3490	7000
96 50 30 80	80	160-800 N·m	120-600 ft·lb	100 N·m	25 ft·lb	5 N·m	22x28	30.6	25.6	1178	1167	55	4794	10500
96 50 31 00	100	200-1000 N·m	150-750 ft·lb	100 N·m	25 ft·lb	5 N·m	22x28	30.6	25.6	1363	1352	55	5196	11000
96 58 30 05	a/5	90-450 in·lb	7-37 ft·lb	50 in·lb	1 ft·lb	2.5 in·lb	9x12	28	23	330	280.5	17.5	832	1638
96 58 30 10	a/10	180-900 in·lb	15-75 ft·lb	100 in·lb	2.5 ft·lb	5 in·lb	9x12	28	23	386	336	17.5	988	1790
96 58 30 20	a/20	350-1800 in·lb	30-150 ft·lb	100 in·lb	5 ft·lb	10 in·lb	14x18	28	23	467	424.5	25	1066	2072
96 58 30 40	a/40	60-300 ft·lb	800-3600 in·lb	20 ft·lb	100 in·lb	2 ft·lb	14x18	28	23	607	564.5	25	1670	2614

* recommended ratchet insert tool No 735/40HD

TRIPLE SAFETY.

The setting knob can be unscrewed after the target has been set - making inadvertent changes to the settings impossible.



The TORX® TAMPER-RESISTANT locking screw supplied with the tool also protects against unwanted manipulation.



The adhesive seals supplied offer a further level of security. It is not possible to adjust the setting without breaking the seal.

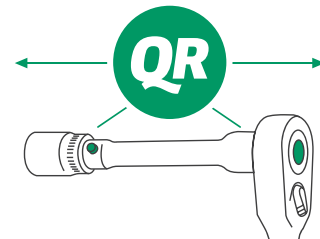


205

Small fits all. **SENSOTORK® 701.**



Working in confined spaces – and with very low torques? SENSOTORK® 701 is designed specifically for such cases. With its compact design and permanently installed fine-tooth ratchet, precise fastener tightening is no problem even in very tight spaces. The electronic torque wrench shows torques from 1 to 20 N·m with a display deviation of only $\pm 4\%$ – and in combination with the SENSOMASTER software, the SENSOTORK® 701 can also be used with full logging capability.



SAFE.

The QuickRelease technology ensures tools cannot be inadvertently lost – while enabling rapid, safe tool changes.

COMPACT.

With a compact length of only 21 cm, it is ideally suited to safe, accurate work in confined spaces.

VERSATILE.

For torques from 1 to 20 N·m – the ideal choice for bolt tightening on modern materials such as plastic, carbon and aluminium, for state-of-the-art bicycles with carbon frames, for example.

INTUITIVE.

The required mode of operation (track, peak hold, user (fastener evaluation)) can be quickly and easily set using the single-button setting system.

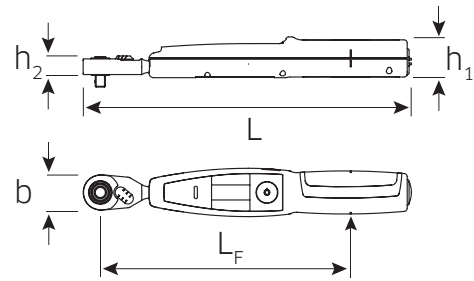


EFFICIENT.

Eighty teeth provide a tight ratchet angle of only 4.5° – facilitating efficient working in confined spaces. In contrast to conventional fine-tooth ratchets, no less than eight teeth engage at once here, ensuring maximum load capacity and, at the same time, smooth action and durability.

701/2 Electronic torque wrench SENSOTORK® with permanently installed fine-tooth ratchet

- indicating
- slim, compact shape for smaller torques from 1 N·m upwards
- measuring units: N·m, cN·m, ft·lb, in·lb
- measurements independent of the point of application of force
- additional functions using SENSOMASTER 4 software (not included, free download at www.stahlwille.de):
 - adjustable joints
 - evaluation of tightening operation by means of coloured LEDs, buzzer and vibration
- calibrating interval adjustable
- logging function
- supplied with 3.6 V lithium battery, type 14500, packed in accordance with UN3091, Class 9
- calibration in conjunction with perfectControl® calibrating unit No 7794 or complete calibration system No 7706. Readjustment does not require disassembly
- certificate in accordance with DIN EN ISO 6789-2:2017
- in sturdy plastic box
- **display deviation value ± 4%**



Code					"	b mm	h ₁ mm	h ₂ mm	L mm	L _F mm	⊖ g	⊖ g with box
96 50 45 02	1-20 N·m	100-2000 cN·m	0.7-15 ft·lb	9-180 in·lb	1/4	22.6	26	10	210	160	145	710
96 50 46 02	1-20 N·m	100-2000 cN·m	0.7-15 ft·lb	9-180 in·lb	1/4	22.6	26	10	210	160	132	700

96 50 46 02 - As for 96 50 45 02, but without battery (**not hazardous**)

7761/3 Interface adaptor set

required for automated calibration and adjustment using calibrating and adjusting units perfectControl® No 7794-2 and 7794-3.

Contents:

- No 7761 interface adaptor
- No 7752 spiral cable
- No 7760 mains adaptor



Code	⊖ g
96 52 11 61	255



5

Note!

Torque tightening tools are measuring instruments. They must be regularly calibrated with suitable instruments and adjusted accordingly (refer to DIN EN ISO 6789-1, 5.3 Conformance test during use and DIN EN ISO 6789-2, 4.1 Calibration during use).

A stroke of genius – with a logging function.
MANOSKOP® 730D.



Tool owners wishing to combine the benefits of precision digital technology with the tried-and-tested mechanical torque wrench need look no further than the MANOSKOP® 730D. The patented electromechanical release triggers when the target torque is reached – and indicates this with a definite tactile signal and an audible click. In addition, the LC display gives a visual evaluation of the tightening action using different colours.



5

IDEAL.

After clicking, the MANOSKOP® 730D indicates the torque actually applied. As a result, the user has the opportunity to optimise his/her working methods.

Square drive for use with a wide range of different insert tools, including the 22 x 28 mm system for especially high torques.



ELECTROMECHANICAL.

The MANOSKOP® 730D has an electromechanical release and, in this way, combines precise, electronic measurement with the comforting, perceptible tactile signal when the target torque is reached.



OPTIONAL.

STAHLWILLE's optional SENSOMASTER software facilitates programming electronic torque wrenches and enables stored data to be read out.



SAFE.

The QuickRelease technology ensures tools cannot be inadvertently lost - while enabling rapid, safe tool changes.

CONNECTING YOU NOW...

The stored tightening torques can be read out via the USB interface and then evaluated and documented in conjunction with the SENSOMASTER 4 software.

5

ERGONOMICALLY REFINED.

The 2-component grip lies comfortably in the hand even after several tightening actions due to its soft zone, but it is still resistant to oils, grease, fuels, brake fluids and Skydrol.



READER-FRIENDLY.

The LC display is easy to read and evaluates the fastener visually by means of coloured displays. All settings can be made quickly and easily using the keyboard, which uses only four keys.

Service work & series production MANOSKOP® 730D – indicating and click-type

- tactile and acoustic trigger signal
 - mount for interchangeable insert tools
 - QuickRelease safety lock
 - fast setting using convenient keypad
 - automatic compensation to achieve correct tightening torque even if a changed extension is entered
 - overload protection by means of acoustic and visual signals
 - automatic keypad lock prevents inadvertent changes
 - display also works for anticlockwise torque
 - units of measurement: N·m, ft·lb, in·lb
 - different tolerance limits can be set for each joint
 - visual red and green signals in the display confirm the status of the joint
 - additional security for presets (function mode, trigger or preset value, unit of measurement, tolerance, save, deviating extension) using PIN code
 - up to 7.500 measurements can be stored
- 223-229
- USB interface
 - automatic notification of the next calibration date
 - calibration using perfectControl® calibrating unit No 7794 or calibration system No 7791
 - two-component handle with ergonomically designed green softer layers (resistant to oils, grease, fuels, brake fluids and skydrol)
 - certificate in accordance with DIN EN ISO 6789-2:2017
 - in sturdy plastic box (sizes 40-100 in steel box)
 - patent
 - supplied with two 1.5 V AA batteries. AA/LR6, 1.2 V rechargeable cells may also be used
 - **display deviation value ± 2%, ± 1 digit**

730D Service/series MANOSKOP® torque wrenches with mount for insert tools

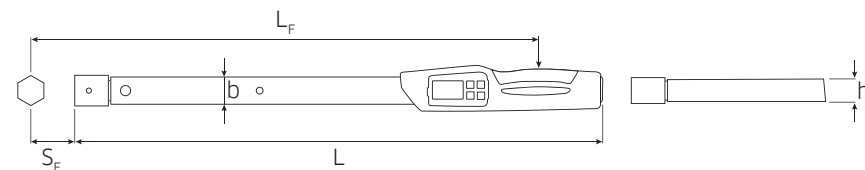
5



730D/20



730D/80



Code	size	Setting resolution N·m	Setting resolution ft·lb	Setting resolution in·lb	Setting/display resolution mm	b mm	h mm	L mm	L _F mm	S _F mm	Δg g	Δg g	Δg with box		
														mm	mm
96 50 17 10	10	10-100 N·m	7.4-75 ft·lb	90-900 in·lb	0.2/0.1	0.2/0.1	2/1.0	9x12	28	23	467	426.5	17.5	1085	1510
96 50 17 20	20	20-200 N·m	15-150 ft·lb	180-1800 in·lb	0.5/0.1	0.5/0.1	5/1.0	14x18	28	23	548	515	25	1361	1896
96 50 17 40	40	40-400 N·m	30-300 ft·lb	360-3600 in·lb	1.0/0.1	1.0/0.1	10/1.0	14x18	28	23	688	655	25	3300	5155
96 50 17 65	65*	65-650 N·m	48-480 ft·lb	580-5800 in·lb	1.0/0.1	1.0/0.1	10/1.0	14x18	30.6	25.6	870	837	25	3300	6000
96 50 19 65	II/65	65-650 N·m	48-480 ft·lb	580-5800 in·lb	1.0/0.1	1.0/0.1	10/1.0	22x28	30.6	25.6	892	889	55	3224	7500
96 50 20 80	80	80-800 N·m	60-600 ft·lb	720-7200 in·lb	1.0/1.0	1.0/1.0	10/1.0	22x28	30.6	25.6	1160	1157	55	4577	10500
96 50 21 00	100	100-1000 N·m	74-750 ft·lb	900-9000 in·lb	1.0/1.0	1.0/1.0	10/1.0	22x28	30.6	25.6	1344	1341	55	4995	11000

* recommended ratchet insert tool No 735/40HD

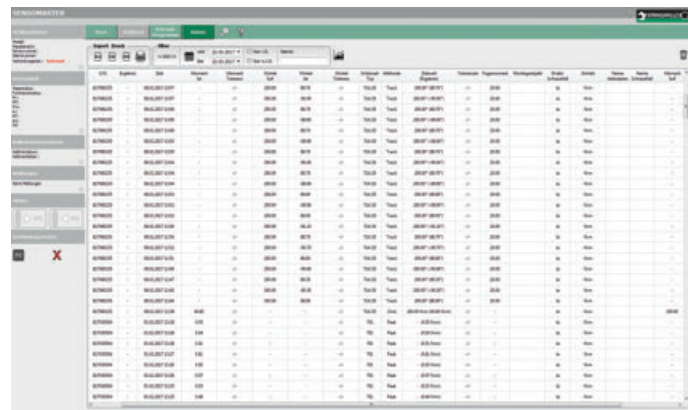
730DR Service/series MANOSKOP® torque wrenches with reversible ratchet insert tool



Code	size	N-m	ft-lb	in-lb	Setting/display resolution			"	mm	L mm	g	g with box
					N-m	ft-lb	in-lb					
9650 18 10	10	10-100	7.4-75	90-900	0.2/0.1	0.2/0.1	2/1.0	1/2	9x12	501	1232	1657
9650 18 20	20	20-200	15-150	180-1800	0.5/0.1	0.5/0.1	5/1.0	1/2	14x18	595	1663	2198
9650 18 40	40	40-400	30-300	360-3600	1.0/0.1	1.0/0.1	10/1.0	3/4	14x18	738	2232	4722
9650 18 65	65	65-650	48-480	580-5800	1.0/0.1	1.0/0.1	10/1.0	3/4	14x18	975	3767	6530
9650 20 65	II/65	65-650	48-480	580-5800	1.0/0.1	1.0/0.1	10/1.0	3/4	22x28	977	3994	9000
9650 18 80	80	80-800	60-600	720-7200	1.0/0.1	1.0/0.1	10/1.0	3/4	22x28	1255	6492	12500
9650 18 00	100	100-1000	74-750	900-9000	1.0/0.1	1.0/0.1	10/1.0	3/4	22x28	1439	6910	12500

7759-5 USB hub, jack cable and SENSOMASTER 4 software

- SENSOMASTER 4 - one software package for all electronic torque wrenches from STAHLWILLE
- self-explanatory thanks to intuitive GUI with clearly organised tabbed layout
- quick and easy programming for electronic torque wrenches
- enables comprehensive evaluations, for example in connection with quality assurance
- read out stored wrench data and joint readings:
 - joint identifier
 - tool serial number
 - date and time of tightening operation
 - target torque or target angle
 - torque level at which the tool cuts out
 - tightening torque or angle reached
 - tolerances
 - joint evaluation
- storage of joint data in a database
- delete or print highlighted joints from the database
- export displayed joint data to a range of file formats (*.XLS;*.CSV;*.ODG)
- user management
- define new PIN
- delete joint data stored in wrench



System requirements:

- PC
- from Microsoft Windows XP on
- USB connection

Code	L m	g
9658 36 30	1.5	65

7751 Jack cable

- with jacks at both ends, 90° angled



Code	L m	g
5211 00 51	1.5	50

7757-1 USB adaptor

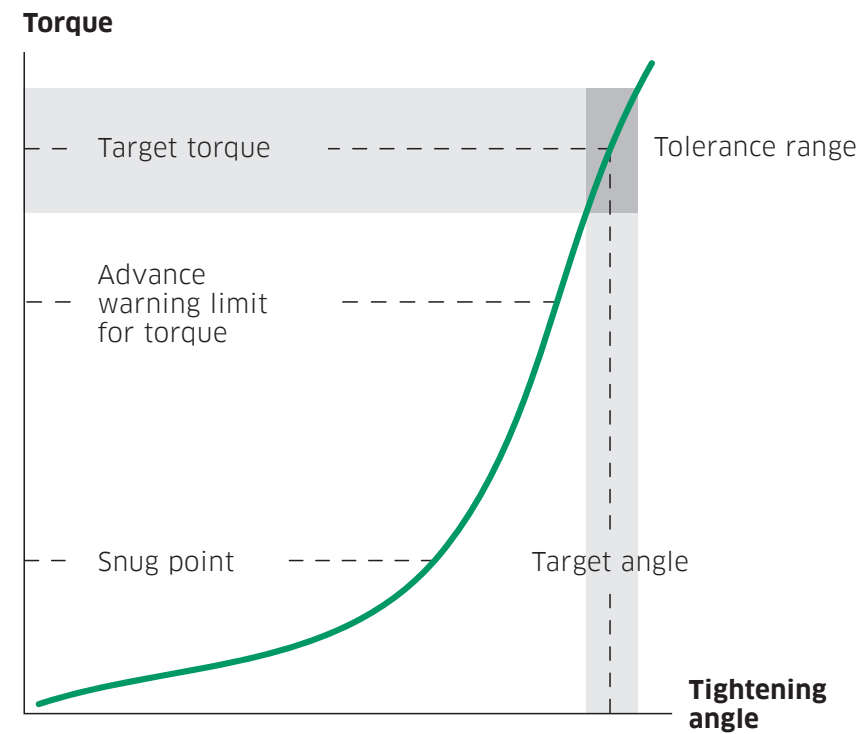


Code	g
5211 10 57	10

5

For absolute accuracy.
STAHLWILLE torque angle/torque wrenches.

For high-accuracy applications – Category A bolted connections, for example – just checking the torque is not enough. As well as the torque, it is crucial to tighten to the correct tightening angle.



The torque reading specifies how much force was applied to tighten a fastener. For many applications, this is perfectly good enough. However, in certain cases, the additional measure of accuracy is an essential requirement. The tightening force that is generated between the workpieces in a bolted joint has to be exactly adhered to: if the force is too great, there is a risk of breakage. If it is too low, on the other hand, the connection will not be firm enough and may lead to failure in the assembly under normal operation conditions. Since the tension is dependent on the tightening torque and the angle, measuring equipment that can measure both quantities exactly is required. For applications of this kind, STAHLWILLE has precisely the solutions industry needs.



MANOSKOP® 714
» 216

SENSOTORK® 713R
» 220

EFFICIENT.

Easily readable displays and automatic switch-over to angle-controlled measurement once the target tightening torque has been reached – key features in efficient, safe work practice.

AUDITED.

All our angle-controlled torque wrenches have a logging function. Using the corresponding software (this is an optional extra), it is possible to read out programmed, stored readings and archive them on the PC – for example by the serial number of the tool, date and timestamp of the tightening operation, target torque and angle and the torques and angles actually recorded.

ACCURATE.

Accuracy counts – uncertainty is reduced to a minimum to guarantee accurate readings.

SAFE.

Increased fastener quality – including the angle of turn as the second measured quantity makes the bolted joint even more secure.

ECONOMICAL.

Thanks to the considerably extended measuring ranges, every angle-controlled torque wrench can replace as many as four mechanical torque wrenches (two indicating and two clicking), which simultaneously reduces the costs of maintenance, calibration and adjustment. All these models are suitable for clockwise and anticlockwise tightening.

5

Simply special.
MANOSKOP® 714.



As an electromechanical torque wrench, the MANOSKOP® 714 delivers the best of both worlds. Users benefit from precise, electronic tracking, but also feel and hear the familiar »click« of mechanical torque wrenches. The result of the tightening action is evaluated visually on the high-resolution OLED display and lateral LEDs and is indicated acoustically. The menu is intuitive to use and can be freely configured. As one would expect, the MANOSKOP® 714 is capable of logging tightening actions, indicates in both anticlockwise and clockwise directions and clicks in a clockwise direction.

ACCURATE.

Display deviation value $\pm 2\%$ for torque and $\pm 1\%$ for angle. All readings are independent of the point of application of force (with sizes 1, 2 and 4).

Optional rechargeable lithium-ion batteries with 2600 mAh and a corresponding charger cradle ensure the tool is always ready for use.



MADE TO MEASURE.

Four measuring modes (torque, angle, torque backed up by angle, angle backed up by torque).



CONNECTING YOU NOW...

Micro-USB interface for quick connection to a PC.



SIMPLE.

Smooth-action bayonet connection on battery compartment. Can optionally be equipped with Li-Ion battery 7195-2.

HD DISPLAY.

High-definition colour display providing a reading angle up to 170° and with additional side-mounted indicator lamps. Yellow lamp: advance warning threshold reached, green lamp: within the target range, red lamp: reading is outside the tolerance range.

VERSATILE.

Three function modes: first peak, peak (indicating mode) and track (indicating mode).

5



INDIVIDUAL.

Individually configurable menus. Includes SENSOMASTER software for easy configuration of the tool.

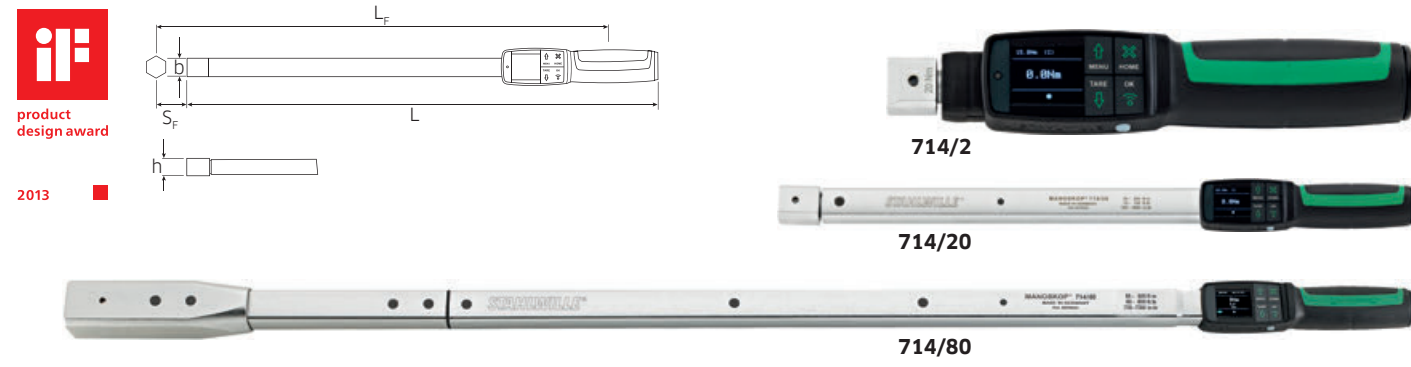
MANOSKOP® 714 - indicating and click-type Electromechanical angle-controlled torque wrench

- 4 measuring modes (torque, angle, torque backed up by angle, angle backed up by torque)
- high-definition colour display with additional side-mounted indicator lamps
- freely configurable menu structure
- optionally: Li-ion battery No 7195-2 and charger No 7160
- 3 function modes: cut-out, peak hold (indicating mode with peak value) and track (indicating mode with current value)
- micro USB interface
- bayonet connection for battery compartment
- QuickRelease safety lock change system for insert tools
- data storage (≤ 2500 tightening jobs)
- as many as 200 joints can be programmed in up to 25 preset sequences
- different tolerance limits can be set for each joint
- acoustic and visual assessment of the joint
- rapid, accurate setting via keypad
- the automatic keypad lock prevents inadvertent changes
- overload protection by means of acoustic and visual signals and a fail-safe system (clockwise)
- automatic notification of the next calibration date, either by the number of joints or the time interval
- fully automated calibrating and adjusting using the perfectControl® calibrating and adjusting unit No 7794-2 (torque) or 7794-3 (torque and angle)
- units of measure: N·m, ft·lb, in·lb
- tightening torque is automatically corrected if a deviating extension is entered
- immediately reusable after release
- clockwise and anticlockwise tightening - it may be necessary to refit the insert tool rotated through 180° for anticlockwise tightening in the cut-out mode
- tactile and acoustic trigger signal
- torque and angle are simultaneously visible
- all readings are independent of the point of application of force (with sizes 1, 2 and 4)
- safe handling due to ergonomically designed handle (resistant to oils, grease, fuels, brake fluid and skydrol)
- 3 certificates (torque indicating/clicking in accordance with DIN EN ISO 6789-2:2017, angle)
- in sturdy plastic box (size 40-100 in steel box)
- design patent, patent
- supplied with SENSOMASTER 4 software, USB cable, 4 AAA/LR03 micro-batteries, 1.5 V. AAA, 1.2 V, micro NiMH rechargeable batteries can be used
- display resolution, angle 0.1°
- **display deviation value, angle ±1%, ±1 digit**
- display resolution, torque ≤ 60 N·m: 0.01 N·m; > 60 N·m: 0.1 N·m
- **display deviation value, torque ±2%, ±1 digit**

223-229


5

714 MANOSKOP® tightening angle torque wrenches with mount for insert tools



Code	size					b mm	h mm	L mm	L _F mm	S _F mm	Δ _g g	Δ _g g with box
96500901	1	1-10 N·m	0.7-7.5 ft·lb	9-90 in·lb	9x12	28	23	226	188	17.5	370	795
96500902	2	2-20 N·m	1.5-15 ft·lb	18-180 in·lb	9x12	28	23	226	188	17.5	380	805
96500904	4	4-40 N·m	3-30 ft·lb	36-360 in·lb	9x12	28	23	252	214	17.5	420	845
96500906	6	6-60 N·m	4.5-45 ft·lb	54-540 in·lb	9x12	28	23	393	355	17.5	810	1235
96500910	10	10-100 N·m	7.4-75 ft·lb	90-900 in·lb	9x12	28	23	466	428	17.5	1085	1655
96500920	20	20-200 N·m	15-150 ft·lb	180-1800 in·lb	14x18	28	23	547	516	25	1361	1896
96500940	40	40-400 N·m	30-300 ft·lb	360-3600 in·lb	14x18	28	23	687	656	25	1765	5155
96500965	65	65-650 N·m	48-480 ft·lb	580-5800 in·lb	22x28	30.6	25.6	890	890	55	3222	7000
96500980	80	80-800 N·m	60-600 ft·lb	720-7200 in·lb	22x28	30.6	25.6	1158	1158	55	4572	10400
96500100	100	100-1000 N·m	74-750 ft·lb	900-9000 in·lb	22x28	30.6	25.6	1343	1343	55	4990	10500

714R MANOSKOP® tightening angle torque wrenches with reversible ratchet insert tool



Code	size						L mm		
96501001	1	1-10 N·m	0.7-7.5 ft·lb	9-90 in·lb	1/4	9x12	269	432	857
96501002	2	2-20 N·m	1.5-15 ft·lb	18-180 in·lb	1/4	9x12	269	442	867
96501004	4	4-40 N·m	3-30 ft·lb	36-360 in·lb	1/4	9x12	295	482	907
96501006	6	6-60 N·m	4.5-45 ft·lb	54-540 in·lb	3/8	9x12	427	965	1390
96501010	10	10-100 N·m	7.4-75 ft·lb	90-900 in·lb	1/2	9x12	500	1232	1657
96501020	20	20-200 N·m	15-150 ft·lb	180-1800 in·lb	1/2	14x18	594	1663	2198
96501040	40	40-400 N·m	30-300 ft·lb	360-3600 in·lb	3/4	14x18	737	2275	5665
96501065	65	65-650 N·m	48-480 ft·lb	580-5800 in·lb	3/4	22x28	980	5137	9000
96501080	80	80-800 N·m	60-600 ft·lb	720-7200 in·lb	3/4	22x28	1253	6487	12300
96501100	100	100-1000 N·m	73-735 ft·lb	885-8850 in·lb	3/4	22x28	1438	6905	12500

7195-2 Li-ion battery for No 714

- max. charge voltage 4.2 V
- capacity 2600 mAh
- hazardous goods: Rechargeable Li-ion battery according to UN 3480, Class 9



Code	
54101195	74

7160 Charging dock for Li-ion battery No 7195-2

- including charger
- Input: 100 V-240 V AC
- Output: 4.2 V DC
- charge duration: 4 hrs.
- with interchangeable socket adaptors



Code	
54100060	440

7761/3 Interface adaptor set

required for automated calibration and adjustment of angle-controlled torque wrench No 714 using calibrating and adjusting units perfectControl® No 7794-2 and 7794-3.


- Contents:
- No 7761 interface adaptor
 - No 7752 spiral cable
 - No 7760 mains adaptor



Code	
96521161	255

7732-2 SENSOMASTER Live software

- record torqueing operations with the MANOSKOP® 714, SENSOTORK® 713R (from firmware 4.x) and SENSOTORK® 701
- representation of torque over time, angle over time, torque over angle
- representation of several curves simultaneously
- data export for further processing
- the software is for a single-seat licence
- torque wrenches 714/1 ... /100 must have firmware version 02.01.02



Code	
96585235	111

7762 Docking station for No 714

- stationary base for securely connecting angle-controlled torque wrench No 714 to a PC via a USB port



Code	
52110062	440

7762-1 Rest for docking station No 7762

- for securely supporting long angle-controlled torque wrenches No 714 from size 6 up



Code	
52110162	475

The torque angle specialist. **SENSOTORK® 713R.**

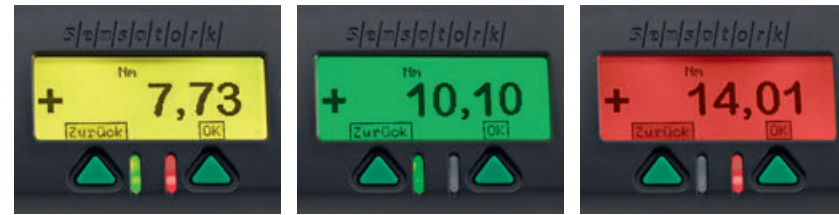


When it comes to prescribed tightening using the torque angle, SENSOTORK® 713R is the ideal tool. This tightening angle torque wrench for clockwise and anticlockwise operation boasts a particularly flexible measuring range and measures the angle and torque applied irrespective of the point of application of force. In this way it prevents human error. In addition, there is a display deviation of only $\pm 1^\circ$ for the angle of rotation and $\pm 1\%$ for the torque.

EXACT.

With a display deviation value of only $\pm 1\%$, the SENSOTORK® 713R is the champion in the STAHLWILLE range.

Easy extension setting. Where the insert tool requires an extension adjustment, simply enter the new value - recalculation using formulae is not necessary.



SIMPLE.

Preset individual fasteners and program complex sequences - whether on the PC or on the tool itself using the display and function keys.

MULTISENSORY.

The torque achieved is indicated by visual, audible and tactile signals - with a multicoloured backlit LED display, acoustic signal and vibration.



SAFE.

The QuickRelease interlock technology ensures tools cannot be inadvertently lost - while enabling rapid, safe tool changes.



UNCOMPLICATED.

Operator guidance and the menu structure are intuitive - arrow keys simplify operation.



CONNECTING YOU NOW...

LOGGING FUNCTION.

Comprehensive documentation options. As many as 2000 tightening actions can be stored with timestamps.

Set the parameters for the torque wrench or read out the stored data. This is a simple matter using the USB interface together with the optional SENSOMASTER software.

5

Electronic angle-controlled torque wrenches SENSOTORK® 713R and electronic torque wrench SENSOTORK® 712R

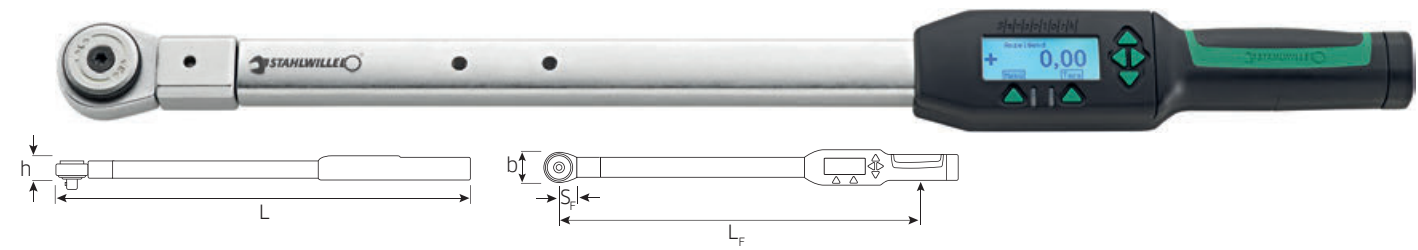
- simple, flexible operation thanks to operator guidance on large-format display
- very broad measuring range (5% to 100% of rated value)
- supplied with insert tool reversible ratchet
- more insert tools
- QuickRelease safety lock
- for clockwise and anticlockwise torquing
- measurements independent of the point of application of force
- units of measurement: N·m, ft·lb, in·lb
- advance warning points programmable for visual, tactile and acoustic signals
- backlit display aids evaluation of the tightening operation (traffic-light colours)
- insert tool lengths can be individually set
- maintenance friendly due to easy adjustment and automatic reminder of next calibration date
- repeated joints can be collated to form a single menu-guided sequence
- tightening jobs are stored with a timestamp
- individual identification markings possible
- password protection to prevent inadvertent changes and make the tool tamper-proof
- meets requirements of DKD-R 3-7, Class 2
- with 2 certificates (torque in accordance with DIN EN ISO 6789-2:2017/angle)
- in sturdy plastic box (size 40 in tough steel box)
- supplied with two 1.5 V AA batteries. AA/LR6, 1.2 V NiMH rechargeable cells may also be used
- fully automated calibration (torque) using perfectControl® calibrating unit No 7794-2. Readjustment does not require disassembly.
- registered design
- **display deviation value ± 1%**

223-229

5

713R Electronic SENSOTORK® tightening angle torque wrenches with reversible ratchet insert tool

- torque and angle are simultaneously visible
- convenient angle measurement across a very wide angle range
- display deviation value, angle ±1%, ±1 digit



Code	size			"		b mm	h mm	L mm	L _F mm	S _F mm	ΔΔ g	ΔΔ g with box
96 50 16 06	6	3-60 N·m	2,5-44 ft·lb	3/8	9x12	33	24	378	299	17,5	856	1500
96 50 16 20	20	10-200 N·m	7-148 ft·lb	1/2	14x18	43	26	608	524	25	1552	2430
96 50 16 40	40	20-400 N·m	15-296 ft·lb	3/4	14x18	50	31,5	838	750	25	2332	5555

712R/6 Electronic SENSOTORK® torque wrench with reversible ratchet insert tool



Code			"		b mm	h mm	L mm	L _F mm	S _F mm	ΔΔ g	ΔΔ g with box
96 50 15 06	3-60 N·m	2,5-44 ft·lb	3/8	9x12	33	24	378	299	17,5	856	1500

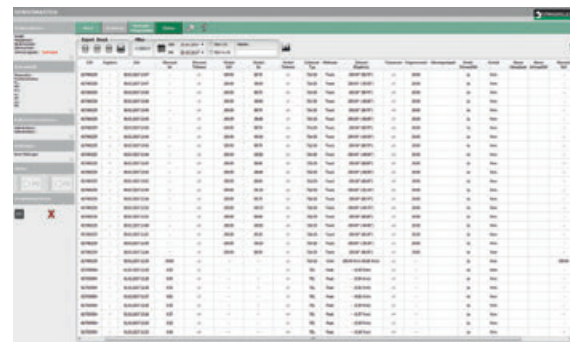
Accessories for electronic angle-controlled torque wrench Sensotork® No 713R and electronic torque wrench SENSOTORK® No 712R

7759-5 USB hub, jack cable and SENSOMASTER 4 software

- SENSOMASTER 4 - one software package for all electronic torque wrenches from STAHLWILLE
- self-explanatory thanks to intuitive GUI with clearly organised tabbed layout
- quick and easy programming for electronic torque wrenches
- enables comprehensive evaluations, for example in connection with quality assurance
- read out stored wrench data and joint readings:
 - joint identifier
 - tool serial number
 - date and time of tightening operation
 - target torque or target angle
 - torque level at which the tool cuts out
 - tightening torque or angle reached
 - tolerances
 - joint evaluation
- storage of joint data in a database
- delete or print highlighted joints from the database
- export displayed joint data to a range of file formats (*.XLS;*.CSV;*.ODG)
- user management
- define new PIN
- delete joint data stored in wrench

System requirements:

- PC
- from Microsoft Windows XP on
- USB connection



5

Code	L m	Δg
96 58 36 30	1.5	65

7751 Jack cable

- connection between transducers 7721-7724 and USB adaptor or display unit
- with jacks at both ends, 90° angled



Code	L m	Δg
52 11 00 51	1.5	50

7757-1 USB adaptor



Code	Δg
52 11 10 57	10

7301/7302 Plastic box, empty

- for safe storage and transport of torque wrenches (please order inlays separately)
- supplied without torque wrench



Code	No	for torque wrenches No	L mm	△ g
81370002	7301	712R/6; 713R/6; 714/1-10; 721/5-20 Quick; 730/5-20 Quick; 730/5-20 Fix; 730N/5-20; 730D/10	550	425
81370003	7302	713R/20; 714/20; 721/30 Quick; 730/40 Quick; 730/40 Fix; 730N/40; 730D/20	680	535

7303/7304 Inlays for plastic box

Code	No	for torque wrenches No	△ g
83071004	7303	712R/6; 713R/6; 721/5-20 Quick; 730/5-20 Quick; 730/5-20 Fix; 730N/5-20; 730D/10	60
83071002	7304	713R/20; 721/30 Quick; 730/40 Quick; 730/40 Fix; 730N/40; 730D/20	81

TWBE 65-100 Textile bags for larger torque wrenches

- for safe storage and transport of large torque wrenches



Code	No	for torque wrenches No	△ g
81231100	TWBE 65	714/65; 730/65 Quick; 730II/65 Quick; 730N/65; 730NII/65; 730/65 Fix; 730II/65 Fix; 730D/65; 730DII/65	670
81231101	TWBE 80	714/80; 71/80; 71aR/80; 720Nf/80; 721Nf/80; 730/80; 730D/80	714
81231102	TWBE 100	714/100; 730N/80; 730/80 Fix; 730N/100; 730D/100	760
81231103	TWBE 721NF/100	721Nf/100	850

7396 LED lighting

- for torque wrenches
- if light is poor, simply attach this LED lamp to illuminate the work site
- included in the delivery is a 1.5 V micro battery
- supplied without torque wrench



Code	for torque wrenches No	△ g
54010004	712R/6; 713R/6-40; 714/6-40; 721/5-30 Quick; 730/5-40 Quick; 730/5-40 Fix; 730N/5-40; 730D/10-40	55

7380N/7385N Torque angle gauges

- for angle controlled bolt/screw tightening, with static read-off point
- read-off possible from any angle thanks to a pair of angled scales
- removable magnet for attaching sockets with 1/2" internal square drive
- for use in conjunction with tightening tools such as service MANOSKOP® No 730N
- since this tightening method requires a pre-determined snug torque to be applied, it is essential to choose a torque wrench covering both snug torque as well as maximum torque required to reach the recommended tightening angle
- whether 1/2" or 3/4" square drive torque angle gauge is used depends upon the square drive of the appropriate torque wrench employed



code	No	"	"	°	b mm	h mm	L mm	△ g
54010001	7380N	1/2	1/2	± 360°	2°	78	43	416
54010002	7385N	3/4	3/4	± 360°	2°	78	76	416

7161 QuickRelease safety lock

- prevents insert tools being swapped
- the system is locked in place on the head of the torque wrench by means of a safety screw
- once the protection system has been fitted, it is possible to attach an insert tool but not to remove it because the QuickRelease unlock button itself is locked
- after the safety screw has been removed, the torque wrench reverts to being a standard, versatile tool
- the safety screw can be fitted and removed using a TORX® screwdriver with a central bore in the tip (No 4656, size T20, Code 46 56 00 20) or a bit screwdriver insert with a central bore in the tip (No 1442, size T20, Code 08 16 00 20)



Code	size	for torque wrenches No	△ g
54100070	1	714/1-4	4
54100071	2	712R/6; 713R/6; 714/6-10; 730/10 Quick; 730/10 Fix; 730N/10; 730D/10	5
54100072	3	713R/20-40; 714/20-40; 730/12-40 Quick; 730/12-40 Fix; 730N/12-40; 730D/20-40	11
54100073	4	730/5 Quick; 730/5 Fix; 730N/5	2
54100074	5	714/65-100; 730II/65; 730II/65 Quick; 730II/65 Fix; 730/80-100 Fix; 730NII/65; 730N/80-100; 730DII/65; 730D/80-100	30

for other torque wrenches on request

1299 Bit

- for inside hexagon screws
 - for operating the adjusting screws on torque wrenches
- No 720, 721, 721 Quick, 730, 730 Quick, 730N, 730 Fix



Code	mm	"	L mm	△ g	⊠
08090002	2	C 6.3	1/4	34	4 10

outside ● DIN 3126/ISO 1173

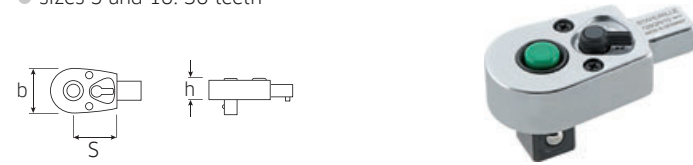
Insert/shell tools for torque wrenches

Output square drive ■ in accordance with DIN 3120. Long-term loading of the input and output square drive is in accordance with DIN EN ISO 6789. This limit must not be exceeded if larger torque wrenches and tool holders are used.

725QR QuickRelease ratchet insert tools

QR

- reversible
- with QuickRelease safety lock
- size 4: 22 teeth
- sizes 5 and 10: 30 teeth



Code	size	"	mm	b mm	h mm	S mm	max. N·m	ΔΔ g
58 25 3004	4	1/4	9x12	22	13.8	17.5	40	50
58 25 3005	5	3/8	9x12	29	18	28*	100	130
58 25 3010	10	1/2	9x12	29	18	28*	100	141

* Caution! Modified settings on torque wrench (refer to note on p. 201)

725B Bit ratchet insert tool

- reversible
- with inside hexagon, 1/4" or 5/16", DIN 3126/ISO 1173 D 6.3 or D8
- for direct acceptance of bits 1/4" or 5/16" outside hexagon C 6.3 (size 4: 22 teeth, size 5: 30 teeth)
- internal hex drive with a collar-thrust spring
- bits are easy to insert, lock securely in position and can be removed just as easily; even hex bits with a wide groove (Type E, DIN 3126/ISO 1173)



Code	size	"	mm	b mm	h mm	S mm	ΔΔ g
58 25 5004	4	1/4	9x12	22	13.6	17.5	54
58 25 5005	5	5/16	9x12	29	17.9	28*	117

* Caution! Modified settings on torque wrench (refer to note on p. 201)

725/4 Ratchet insert tool

- reversible
- 22 teeth



Code	"	mm	b mm	h mm	S mm	max. N·m	ΔΔ g
58 25 4004	1/4	9x12	22	13.8	17.5	40	62

735 Ratchet insert tools, fine tooth

- reversible
- 60 teeth



Code	size	"	mm	b mm	h mm	S mm	max. N·m	ΔΔ g
58 25 0005	5	3/8	9x12	33	24	17.5	100	150
58 25 0010	10*	1/2	9x12	33	24	17.5	100	147

* on request also available as a clockwise-only ratchet

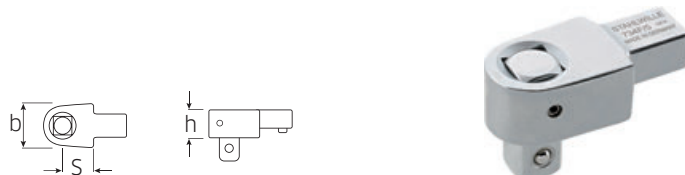
734 Square drive insert tools



Code	size	"	mm	b mm	h mm	S mm	max. N·m	ΔΔ g
58 24 0004	4	1/4	9x12	20	14	17.5	40	71
58 24 0005	5	3/8	9x12	20	14	17.5	80	76
58 24 0010	10	1/2	9x12	20	14	17.5	100	82

734F Square drive insert tools

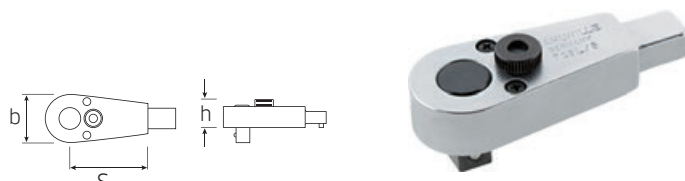
- with permanently attached, captive square drive



Code	size	"	mm	b mm	h mm	S mm	ΔΔ g
58 24 1004	4	1/4	9x12	22	14	17.5	72
58 24 1005	5	3/8	9x12	22	14	17.5	75

725L/5 Ratchet insert tool

- reversible
- 30 teeth
- Caution! Modified settings on torque wrench (refer to note on p. 201)




Code	"	mm	b mm	h mm	S mm	max. N·m	ΔΔ g
58 15 1005	3/8	9x12	27.5	19.6	45	100	164

5

Insert/shell tools

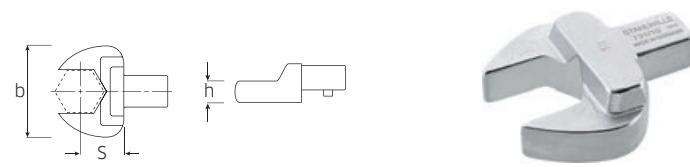
734L/5 Square drive insert tool

• Caution! Modified settings on torque wrench (refer to note on p. 201)



Code	"	mm	b mm	h mm	S mm	max. N·m	Δ g
58 24 20 05	3/8	9x12	20	14	45	80	141

731/10 Open ended insert tools



Code	mm	mm	b mm	h mm	S mm	Δ g
58 21 10 07	7	9x12	22	5	17.5	40
58 21 10 08	8	9x12	22	5	17.5	39
58 21 10 09	9	9x12	26	5.5	17.5	38
58 21 10 10	10	9x12	26	5.5	17.5	42
58 21 10 11	11	9x12	26	5.5	17.5	41
58 21 10 12	12 ¹⁾	9x12	30	7	17.5	43
58 21 10 13	13	9x12	30	7	17.5	45
58 21 10 14	14	9x12	35	8	17.5	52
58 21 10 15	15	9x12	35	8	17.5	51
58 21 10 16	16	9x12	38	8.5	17.5	58
58 21 10 17	17	9x12	38	8.5	17.5	60
58 21 10 18	18	9x12	42	9	20*	71
58 21 10 19	19	9x12	42	9	20*	74

¹⁾ for flare nuts of hydraulic pipes on French vehicles

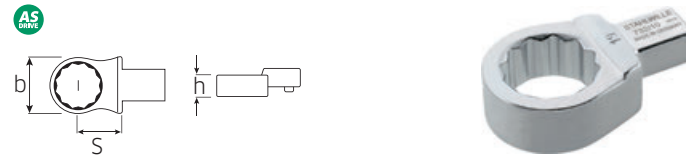
* Caution! Modified settings on torque wrench (refer to note on p. 201)

731a/10 Open ended insert tools

Code	"	mm	b mm	h mm	S mm	Δ g
58 61 10 16	1/4	9x12	22	5	17.5	36
58 61 10 20	5/16	9x12	22	5	17.5	53
58 61 10 24	3/8	9x12	26	5.5	17.5	38
58 61 10 28	7/16	9x12	26	5.5	17.5	37
58 61 10 32	1/2	9x12	30	7	17.5	44
58 61 10 34	9/16	9x12	35	8	17.5	49
58 61 10 36	5/8	9x12	38	8.5	17.5	64
58 61 10 38	11/16	9x12	42	9	20*	76
58 61 10 40	3/4	9x12	42	9	20*	73

* Caution! Modified settings on torque wrench (refer to note on p. 201)

732/10 Ring insert tools



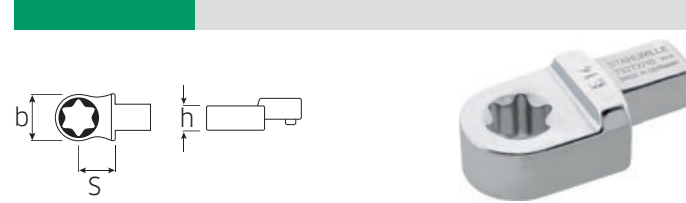
Code	mm	mm	b mm	h mm	S mm	Δ g
58 22 10 07	7	9x12	13	8	17.5	37
58 22 10 08	8	9x12	14.2	8	17.5	40
58 22 10 10	10	9x12	17.2	9	17.5	44
58 22 10 11	11	9x12	18.5	9	17.5	41
58 22 10 12	12	9x12	20.5	11	17.5	49
58 22 10 13	13	9x12	21.5	11	17.5	55
58 22 10 14	14	9x12	22.5	11	17.5	52
58 22 10 15	15	9x12	24.5	12	17.5	52
58 22 10 16	16	9x12	26	12	17.5	54
58 22 10 17	17	9x12	27	13	17.5	59
58 22 10 18	18	9x12	28	13	17.5	56
58 22 10 19	19	9x12	30.5	13	17.5	65
58 22 10 21	21	9x12	33	15	17.5	71
58 22 10 22	22	9x12	34.5	15	17.5	74

732a/10 Ring insert tools

Code	"	mm	b mm	h mm	S mm	Δ g
58 62 10 16	1/4	9x12	13	8	17.5	36
58 62 10 20	5/16	9x12	14.2	8	17.5	37
58 62 10 24	3/8 ¹⁾	9x12	17.2	9	17.5	37
58 62 10 28	7/16	9x12	18.5	9	17.5	40
58 62 10 32	1/2	9x12	21.5	11	17.5	53
58 62 10 34	9/16	9x12	22.5	11	17.5	52
58 62 10 36	5/8	9x12	26	12	17.5	54
58 62 10 38	11/16	9x12	28	13	17.5	58
58 62 10 40	3/4	9x12	30.5	13	17.5	58
58 62 10 42	13/16	9x12	33	15	17.5	68
58 62 10 44	7/8	9x12	34.5	15	17.5	69

¹⁾ for Volvo aero-engines, types "JAS"

732TX/10 TORX® insert tools

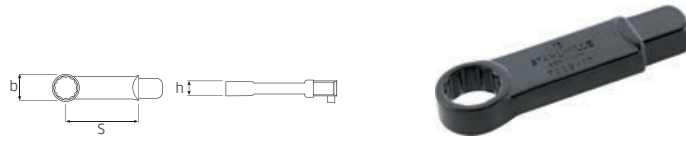


Code	size	mm	b mm	h mm	S mm	Δ g
58 29 10 06	E6	9x12	13	8	17.5	40
58 29 10 08	E8	9x12	14.2	8	17.5	45
58 29 10 10	E10	9x12	17.2	9	17.5	45
58 29 10 12	E12	9x12	18.5	9	17.5	50
58 29 10 14	E14	9x12	21.5	11	17.5	60

732G/10 Ring insert tools

AS HPQ

- HPQ® high performance steel, gunmetal finish
- Caution! Modified settings on torque wrench (refer to note on p. 201)



Code	mm	mm	b mm	h mm	S mm	g
58620007	7	9x12	11.5	6	45	31
58620008	8	9x12	12.4	6	45	33
58620009	9	9x12	14	8	45	44
58620010	10	9x12	15.6	8	45	45
58620013	13	9x12	19.3	9.2	45	60

732aG/10 Ring insert tools

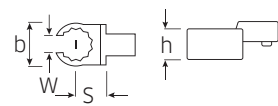
AS HPQ

- for assembling and dismantling aero-engines
- HPQ® high performance steel, gunmetal finish
- Caution! Modified settings on torque wrench (refer to note on p. 201)

Code	mm	mm	b mm	h mm	S mm	g
58621216	1/4	9x12	10.4	6	45	28
58621220	5/16	9x12	12.4	6	45	31
58621224	3/8	9x12	14.9	8	45	42
58621228	7/16	9x12	17	8	45	43
58621232	1/2	9x12	19	9.2	45	58
58621234	9/16	9x12	21	9.2	45	58
58621236	5/8	9x12	23	12	45	74

733/10 Open ring insert tools

AS



Code	mm	mm	b mm	h mm	S mm	W mm	g
58231010	10	9x12	21.5	11	17.5	7.1	57
58231011	11	9x12	22.5	11	17.5	8.6	55
58231012	12	9x12	24.5	12	17.5	9	59
58231013	13	9x12	26	12	17.5	10	55
58231014	14	9x12	27	13	17.5	11	60
58231016	16	9x12	30.5	13	17.5	13	65
58231017	17	9x12	31.5	13	17.5	14	64
58231018	18	9x12	33	15	17.5	14.8	74
58231019	19	9x12	34	15	17.5	15.8	70
58231021	21	9x12	38.5	15	20*	16.2	88
58231022	22	9x12	39.5	15	20*	17	92
58231024	24	9x12	40	15	20*	18	75

* Caution! Modified settings on torque wrench (refer to note on p. 201)

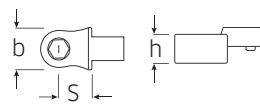
733a/10 Open ring insert tools

AS

Code	"	mm	b mm	h mm	S mm	W mm	g
58631024	3/8	9x12	21.5	11	17.5	7.1	55
58631028	7/16	9x12	22.5	11	17.5	8.6	56
58631032	1/2	9x12	26	12	17.5	9.5	58
58631034	9/16	9x12	27.5	13	17.5	11	59
58631036	5/8	9x12	30.5	13	17.5	12.7	61
58631038	11/16	9x12	33	15	17.5	14	48
58631040	3/4	9x12	34	15	17.5	15.8	76

736 Bit holder insert tools

- internal hex drive with a collar-thrust spring
- bits are easy to insert, lock securely in position and can be removed just as easily; even hex bits with a wide groove (Type E, DIN 3126/ISO 1173)

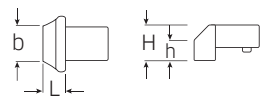


Code	size	"	mm	b mm	h mm	S mm	g	
58261010	10	D 8	5/16	9x12	16	12.5	17.5	47
58262610	10-1	D 6.3	1/4	9x12	14	10	17.5	45

inside ○ DIN 3126/ISO 1173

737/10 Blank end insert tool

- gunmetal finish
- to prevent damage from excessive temperatures, the locking pin, spring and washer are not fitted until the welding work has been completed
- instructions are supplied
- material: 1.2208 - 31CRV3

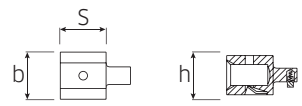


Code	Welding surface h x b mm	mm	H mm	L mm	g
58270010	8 x 14	9x12	14.5	8	35

7370/10 Adaptor

QR

- for using insert tools with an outer square drive of 14 x 18 mm on torque wrenches with an internal square drive of 9 x 12 mm
- Caution! Modified settings on torque wrench (refer to note on p. 201)



Code	mm	mm	b mm	h mm	S mm	g
58290010	9x12	14x18	31	26	30.5	118

5

Insert/shell tools

7370/10-2 Adaptor

- for use with insert tools with a lateral dovetail profile in torque wrenches with 9 x 12 mm internal square drives
- Caution! Modified settings on torque wrench (refer to note on p. 201)



Code	■ mm	b mm	h mm	S mm	⊕ g
58290012	9x12	23,5	9,5	24	51

1820 Tool holder


- with tool carrier to receive insert/shell tools (without torque function)



Code	■ mm	L mm	⊕ g
18200001	9x12	382,5	490

725QR/20 QuickRelease ratchet insert tool

- reversible
- with QuickRelease safety lock
- 36 teeth
- Caution! Modified settings on torque wrench (refer to note on p. 201)



Code	size	■ "	■ mm	b mm	h mm	S mm	max. N-m	⊕ g
58253020	20	1/2	14x18	41	22,3	38,5	200	325

735 Ratchet insert tools, fine tooth

- reversible
- 60 teeth



Code	size	■ "	■ mm	b mm	h mm	S mm	max. N-m	⊕ g
58250020	20	1/2	14x18	43	26	25	300	302
58250040	40	3/4	14x18	50	31,5	25	400	515
58250065	40HD	3/4	14x18	58	36	30 *	650	725

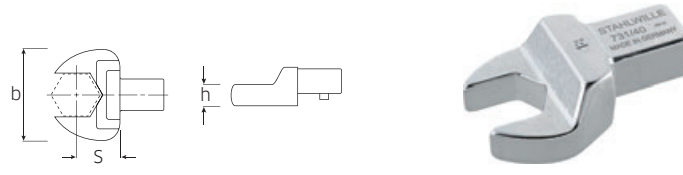
on request also available as a clockwise-only ratchet
* Caution! Modified settings on torque wrench (refer to note on p. 210)

734 Square drive insert tools



Code	size	■ "	■ mm	b mm	h mm	S mm	max. N-m	⊕ g
58240020	20	1/2	14x18	27	18	25	300	205
58240040	40	3/4	14x18	40	25	25	650	396

731/40 Open ended insert tools



Code	■ mm	■ mm	b mm	h mm	S mm	⊕ g
58214013	13	14x18	30	7	25	128
58214014	14	14x18	35	8	25	129
58214015	15	14x18	35	8	25	132
58214016	16	14x18	38	9	25	140
58214017	17	14x18	38	9	25	130
58214018	18	14x18	42	10	25	147
58214019	19	14x18	42	10	25	140
58214021	21	14x18	50	11	25	171
58214022	22	14x18	50	11	25	165
58214024	24	14x18	53	12	25	167
58214025	25	14x18	53	12	25	170
58214027	27	14x18	60	13	30 *	219
58214030	30	14x18	66	14	30 *	275
58214032	32	14x18	66	14	32,5 *	246
58214034	34	14x18	66	14	32,5 *	239
58214036	36	14x18	74	15	32,5 *	275
58214038	38	14x18	74	15	32,5 *	265
58214041	41	14x18	82	15	36,5 *	307

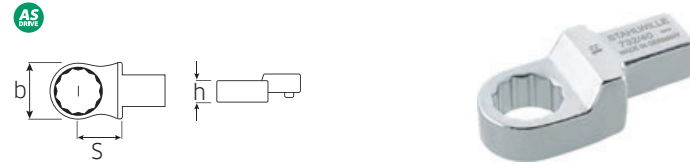
* Caution! Modified settings on torque wrench (refer to note on p. 201)

731a/40 Open ended insert tools

Code	■ "	■ mm	b mm	h mm	S mm	⊕ g
58614028	7/16	14x18	30	7	25	127
58614032	1/2	14x18	30	7	25	125
58614034	9/16	14x18	35	8	25	129
58614036	5/8	14x18	38	9	25	136
58614038	11/16	14x18	42	10	25	148
58614040	3/4	14x18	42	10	25	144
58614042	13/16	14x18	50	11	25	171
58614044	7/8	14x18	50	11	25	165
58614046	15/16	14x18	53	12	25	177
58614048	1	14x18	60	13	30 *	224
58614052	1 1/8	14x18	66	14	30 *	258

* Caution! Modified settings on torque wrench (refer to note on p. 201)

732/40 Ring insert tools



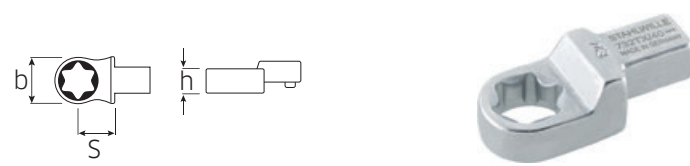
Code	mm	mm	b mm	h mm	S mm	g
58224013	13	14x18	22.5	11	25	130
58224014	14	14x18	23	11	25	123
58224015	15	14x18	24	11	25	128
58224016	16	14x18	25.5	12	25	133
58224017	17	14x18	27	12	25	135
58224018	18	14x18	29	13	25	134
58224019	19	14x18	30.5	13	25	145
58224021	21	14x18	33	15	25	144
58224022	22	14x18	34.5	15	25	145
58224024	24	14x18	37.5	15	25	153
58224027	27	14x18	42.5	17	25	162
58224028	28	14x18	45.5	19	25	175
58224030	30	14x18	46	19	25	182
58224032	32	14x18	47.5	19	25	181
58224034	34	14x18	52	19	28*	210
58224036	36	14x18	54	19	28*	203
58224041	41	14x18	60	20	30*	240

* Caution! Modified settings on torque wrench (refer to note on p. 201)

732a/40 Ring insert tools

Code	"	mm	b mm	h mm	S mm	g
58624032	1/2	14x18	22.5	11	25	122
58624034	9/16	14x18	23	11	25	122
58624036	5/8	14x18	25.5	12	25	134
58624038	11/16	14x18	29	13	25	132
58624040	3/4	14x18	30.5	13	25	138
58624042	13/16	14x18	33	15	25	142
58624044	7/8	14x18	34.5	15	25	147
58624046	15/16	14x18	37.5	15	25	151
58624048	1	14x18	41	17	25	160

732TX/40 TORX® insert tools



Code	size	mm	b mm	h mm	S mm	g
58294014	E14	14x18	22.5	11	25	130
58294018	E18	14x18	24	11	25	135
58294020	E20	14x18	29	13	25	150
58294024	E24	14x18	30.5	13	25	150

736/40 Bit holder insert tool

- internal hex drive with a collar-thrust spring
- bits are easy to insert, lock securely in position and can be removed just as easily; even hex bits with a wide groove (Type E, DIN 3126/ISO 1173)

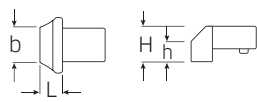


code	mm	"	mm	b mm	h mm	S mm	g
58261040	D 8	5/16	14x18	16	12.5	25	114

inside O DIN 3126/ISO 1173

737/40 Blank end insert tool

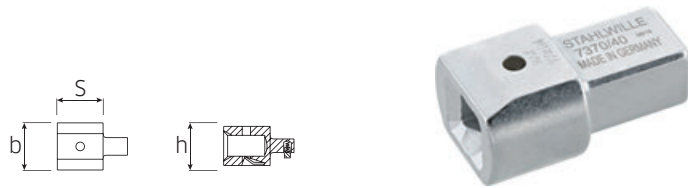
- gunmetal finish
- to prevent damage from excessive temperatures, the locking pin, spring and washer are not fitted until the welding work has been completed
- instructions are supplied
- material: 1.2208 - 31CRV3



Code	Welding surface h x b mm	mm	H mm	L mm	g
58270040	11 x 25	14x18	21.5	12	98

7370/40 Adaptor

- for using insert tools with an outer square drive of 9 x 12 mm on torque wrenches with an internal square drive of 14 x 18 mm
- Caution! Modified settings on torque wrench (refer to note on p. 201)



code	mm	mm	b mm	h mm	S mm	g
58290040	14x18	9x12	28	21	21.5	117

7370/40-1 Adaptor

- for using shell tools with an internal square drive of 24.5 x 28 mm on torque wrenches with an internal square drive of 14 x 18 mm
- Caution! Modified settings on torque wrench (refer to note on p. 201)



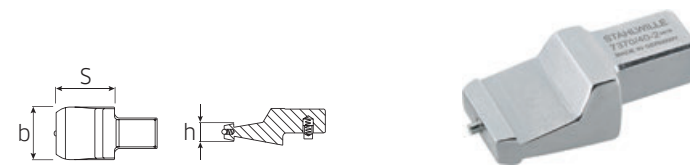
Code	mm	mm	L mm	g
58290041	14x18	24.5x28	66	251

5

Insert/shell tools

7370/40-2 Adaptor

- for use with insert tools with a lateral dovetail profile in torque wrenches with 14 x 18 mm internal square drives
- Caution! Modified settings on torque wrench (refer to note on p. 201)



Code	mm	b mm	h mm	S mm	Δg
58 2900 42	14x18	31.5	9.5	34.6	138

1821 Tool holder

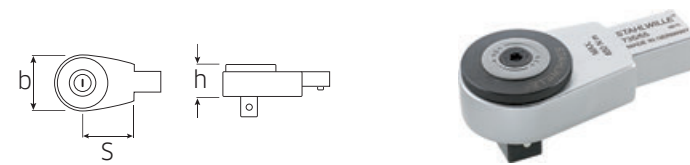
- with tool carrier to receive insert/shell tools (without torque function)



Code	mm	L mm	Δg
18 2100 01	14x18	575	720

735/65 Ratchet insert tool, fine tooth

- reversible
- 60 teeth
- load capacity up to 650 N-m
- for size 65 torque wrenches



Code	"	mm	b mm	h mm	S mm	Δg
58 25 10 65	3/4	22x28	61	35	55	1115

735/100 Ratchet insert tool

- with push through square drive
- 30 teeth



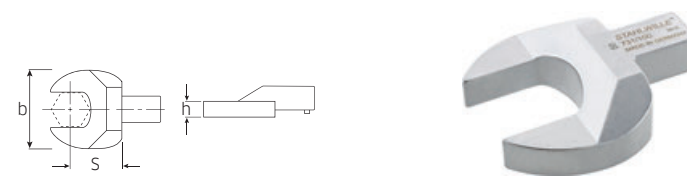
Code	"	mm	b mm	h mm	S mm	Δg
58 2501 00	3/4	22x28	76	42	55	1893

734/100 Square drive insert tool



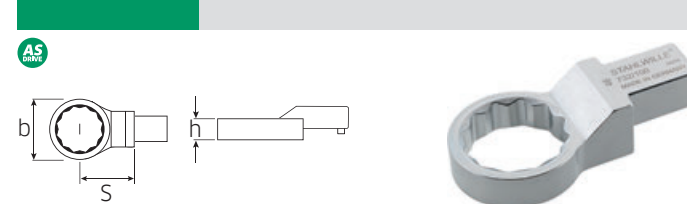
Code	"	mm	b mm	h mm	S mm	Δg
58 2401 00	3/4	22x28	43	42	55	1175

731/100 Open ended insert tools



Code	mm	mm	b mm	h mm	S mm	Δg
58 21 10 24	24	22x28	50	13	55	618
58 21 10 27	27	22x28	56	14	55	640
58 21 10 30	30	22x28	63	15	55	690
58 21 10 32	32	22x28	67	15	55	705
58 21 10 34	34	22x28	72	15	55	731
58 21 10 36	36	22x28	74	15	55	713
58 21 10 41	41	22x28	84	16	55	894
58 21 10 46	46	22x28	94	17	55	934
58 21 10 50	50	22x28	104	18	55	1073
58 21 10 55	55	22x28	114	19	55	1172
58 21 10 60	60	22x28	124	20	55	1241

732/100 Ring insert tools



Code	mm	mm	b mm	h mm	S mm	Δg
58 22 10 24	24	22x28	43	15	55	616
58 22 10 27	27	22x28	43	15	55	609
58 22 10 30	30	22x28	46	16	55	617
58 22 10 32	32	22x28	49	16	55	611
58 22 10 34	34	22x28	52	17	55	627
58 22 10 36	36	22x28	54	17	55	620
58 22 10 41	41	22x28	61	18	55	630
58 22 10 46	46	22x28	66	19	55	628
58 22 10 50	50	22x28	75	20	55	701
58 22 10 55	55	22x28	84	21	55	776
58 22 10 60	60	22x28	93	22	55	867

737/100 Blank end insert tool

- gunmetal finish
- to prevent damage from excessive temperatures, the locking pin, spring and washer are not fitted until the welding work has been completed
- instructions are supplied
- material: 1.2208 - 31CRV3



Code	Welding surface h x b mm	mm	H mm	L mm	Δg
58 2701 00	15 x 50	22x28	32	24	483

7370/100 Adaptor

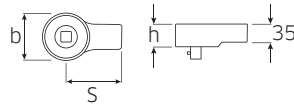
- for using shell tools with an internal square drive of 24.5 x 28 mm on torque wrenches with an internal square drive of 22 x 28 mm
- Caution! Modified settings on torque wrench (refer to note on p. 201)



Code	mm	mm	L mm	S mm	g
58 29 11 00	22x28	24.5x28	85	100	421

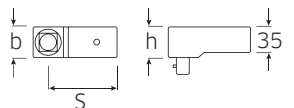
735/80 Ratchet shell tool

- with push through square drive
- 30 teeth



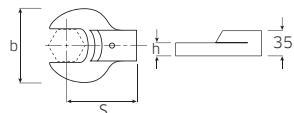
Code	"	mm	b mm	h mm	S mm	g
58 25 00 80	3/4	24.5x28	76	43	95	1930

734/80 Square drive shell tool



Code	"	mm	h mm	S mm	g
58 24 00 80	3/4	24.5x28	42	95	1200

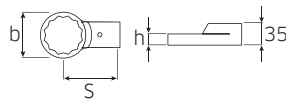
731/80 Open ended shell tools



Code	mm	mm	b mm	h mm	S mm	g
58 21 80 24	24	24.5x28	50	13	95	601
58 21 80 27	27	24.5x28	56	14	95	620
58 21 80 30	30	24.5x28	63	15	95	655
58 21 80 32	32	24.5x28	67	15	95	670
58 21 80 34	34	24.5x28	72	15	95	699
58 21 80 36	36	24.5x28	74	15	95	620
58 21 80 41	41	24.5x28	84	16	95	810
58 21 80 46	46	24.5x28	94	17	95	867
58 21 80 50	50	24.5x28	104	18	95	1010
58 21 80 55	55	24.5x28	114	19	95	1150
58 21 80 60	60	24.5x28	124	20	95	1325

732/80 Ring shell tools

AS



Code	mm	mm	b mm	h mm	S mm	g
58 22 80 24	24	24.5x28	36	15	95	605
58 22 80 27	27	24.5x28	40.5	15	95	610
58 22 80 30	30	24.5x28	46	16	95	630
58 22 80 32	32	24.5x28	49	16	95	635
58 22 80 34	34	24.5x28	52	17	95	650
58 22 80 36	36	24.5x28	54	17	95	650
58 22 80 41	41	24.5x28	61	18	95	675
58 22 80 46	46	24.5x28	66	19	95	700
58 22 80 50	50	24.5x28	75	20	95	750
58 22 80 55	55	24.5x28	84	21	95	800
58 22 80 60	60	24.5x28	93	22	95	850

732a/80 Ring shell tools

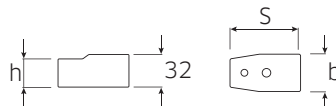
AS

Code	"	mm	b mm	h mm	S mm	g
58 62 80 46	15/16 ¹⁾	24.5x28	36	14	95	604
58 62 80 50	1 1/16 ¹⁾	24.5x28	40.5	14	95	608

¹⁾ for jet engine pins (Airbus A320/A321)

7370/80 Shell adaptor

- for attaching 14 x 18 mm insert tools
- Caution! Modified settings on torque wrench (refer to note on p. 201)



Code	mm	mm	b mm	h mm	S mm	g
58 29 00 80	24.5x28	14x18	36	26	70	300

1822 Tool holder

- with tool carrier to receive insert/shell tools (without torque function)



Code	mm	L mm	g
18 22 00 03	24.5x28	1000	2057

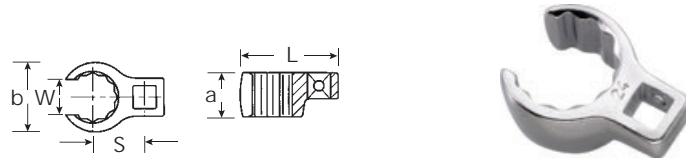
5

Insert/shell tools

440 CROW-RING spanners



- Chrome Alloy Steel, chrome plated
- Caution! Modified settings on torque wrench (refer to note on p. 201)



Code	mm	"	L mm	b mm	a mm	S mm	W mm	g	
01190008	8	1/4	23.8	12.7	8	12.3	6.3	11	1
01190009	9	1/4	28.5	18.2	13.5	14	6.7	21	1
01190010	10 ¹⁾	1/4	28.4	18.2	13.5	14	7.1	16	1
01190011	11	1/4	28	18.2	13.5	14	8.6	17	1
01190012	12 ¹⁾	1/4	30.8	20.6	14	15.7	9	20	1
01190013	13	1/4	32	22.2	14	16.4	10	30	1
01190014	14 ¹⁾	1/4	31.7	22.2	14	16.4	11.1	20	1
02190015	15	3/8	36.5	24.6	17.5	19.1	11.9	34	1
02190016	16	3/8	36.1	24.6	17.5	19.1	13	27	1
02190017	17 ²⁾	3/8	39.2	27.3	17.5	20.5	14	40	1
02190018	18	3/8	40.8	29	18.5	21.3	14.8	45	1
02190019	19 ²⁾	3/8	40.5	29	18.5	21.3	15.8	40	1
02190020	20	3/8	42.9	31.3	18.5	22.5	15.8	54	1
02190021	21	3/8	42.8	31.3	18.5	22.5	16.2	45	1
02190022	22 ²⁾	3/8	45.3	33.5	19	23.6	17	57	1
02190023	23	3/8	47.5	35.7	19.5	24.6	17.5	71	1
02190024	24 ²⁾	3/8	47.3	35.7	19.5	24.6	18	57	1
02190025	25	3/8	49.3	37.7	20	25.7	19	80	1
02190026	26	3/8	49.3	37.7	20	25.7	19	63	1
02190027	27	3/8	52.8	40	21.4	28.2	20	100	1
02191027	27MB ³⁾	3/8	57.1	42.1	15	29.3	20	92	1
03190028	28	1/2	56.8	42.1	22.5	29.3	21	120	1
03190030	30	1/2	63	48	22.5	32.5	22	155	1
03190032	32	1/2	62.5	48	22.5	32.5	24	145	1
03190034	34	1/2	64.2	50	24	33.5	27	146	1
03190036	36	1/2	66.5	51.9	24	34.6	27	150	1
03190038	38	1/2	68.1	53.9	24	35.6	28.6	147	1
03190040	40	1/2	71.8	57.9	24.5	37.7	31	160	1
03190041	41	1/2	71.8	57.9	24.5	37.7	31	169	1
03190042	42	1/2	71	57.9	24.5	37.7	33.2	189	1
03190046	46	1/2	77.7	64.2	26	40.9	34.1	215	1
03190050	50	1/2	83.2	70.5	27.5	44.1	39.7	295	1

¹⁾ for union nuts on fuel injection leads on 4-cylinder Mercedes-Benz diesel engines

²⁾ for use on suction or pressure lines within expansion valve of air conditioning unit (Mercedes-Benz)

³⁾ slim-line version for setting of electronic injection on 440-HP-engines Mercedes-Benz series OM 442

440a CROW-RING spanners



- Chrome Alloy Steel, chrome plated
- Caution! Modified settings on torque wrench

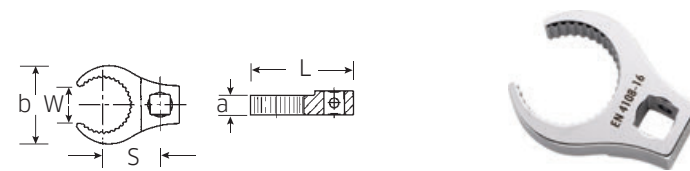
Code	mm	"	L mm	b mm	a mm	S mm	W mm	g	
01490024	3/8 ¹⁾	1/4	28.4	18.2	13.5	14	7.1	16	1
01490028	7/16	1/4	28	18.2	13.5	14	8.6	14	1
01490032	1/2	1/4	30.5	20.6	14	15.7	10	19	1
01490034	9/16	1/4	31.7	22.2	14	16.4	11.1	23	1
02490036	5/8	3/8	36.5	24.6	17.5	19.1	11.9	33	1
02490038	11/16	3/8	39.2	27.3	17.5	20.5	14	36	1
02490040	3/4	3/8	40.9	29	18.5	21.3	14.2	44	1
02490042	13/16	3/8	42.9	31.3	18.5	22.5	15.8	51	1
02490044	7/8	3/8	45.2	33.5	19	23.6	17.5	62	1
02490046	15/16	3/8	47.2	35.7	19.5	24.6	18.3	63	1
02490048	1	3/8	49.3	37.7	20	25.7	19	71	1
02490050	1 1/16	3/8	52.8	40	21.4	28.2	20	84	1
03490052	1 1/8	1/2	56.8	42.1	22.5	29.3	21	110	1
03490056	1 1/4	1/2	62.5	48	22.5	32.5	23.8	137	1
03490058	1 5/16	1/2	62.3	48	22.5	32.5	24.6	130	1
03490060	1 3/8	1/2	64.2	50	24	33.5	27	138	1
03490062	1 7/16	1/2	66.5	51.9	24	34.6	27	143	1
03490064	1 1/2	1/2	68.1	53.9	24	35.6	28.6	152	1
03490065	1 9/16	1/2	70.1	55.9	24	36.7	29.4	172	1
03490066	1 5/8	1/2	71.8	57.9	24.5	37.7	31	169	1
03490068	1 3/4	1/2	75.6	62	25.5	39.8	33.2	199	1
03490069	1 13/16	1/2	77.7	64.2	26	40.9	34.1	229	1
03490072	2	1/2	83.2	70.5	27.5	44.1	39.7	277	1
03490076	2 1/4	1/2	91.2	78.7	29.5	48.2	42.8	337	1
03490077	2 5/16	1/2	93.3	80.9	30	49.2	43.6	309	1
03490078	2 3/8	1/2	95.2	83	30.5	50.2	46	385	1

¹⁾ for Volvo aero-engines, types "JAS"

440S MJ CROW-RING spanners



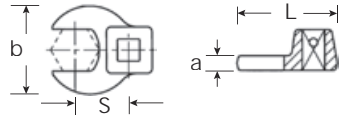
- HPQ® high performance steel, chrome plated
- supersedes No 440 MJ
- EN 4108
- for pipe unions with straight cylindrical involute toothing
- Caution! Modified settings on torque wrench (refer to note on p. 201)



Code	Threaded nut	mm	"	L mm	b mm	a mm	S mm	W mm	g	
01211010	MJ10	DN04	1/4	31.9	22	8	17	6.5	54	1
01211014	MJ14	DN06	1/4	36.5	27	8	19.5	8.5	29	1
02211016	MJ16	DN08	3/8	43.8	31	8	24	10.5	46	1
02211018	MJ18	DN10	3/8	45.2	33	8	25	13	47	1
02211020	MJ20	DN12	3/8	46.2	35	8	26	15	49	1
02211022	MJ22	DN14	3/8	48.4	37	9	27	17.5	54	1
02211024	MJ24	DN16	3/8	49.5	39	9	28	19.7	56	1
02211027	MJ27	DN18	3/8	54.4	44	10	31	21.5	70	1
02211030	MJ30	DN20	3/8	60.8	50	10	36	23.7	93	1

540 CROW-FOOT spanners

- Chrome Alloy Steel, chrome plated
- Caution! Modified settings on torque wrench (refer to note on p. 201)



Code	mm	"	L mm	b mm	a mm	S mm	g	
01200008	8	1/4	25.5	19.8	6.3	14.6	19	1
01200009	9	1/4	25.5	19.8	6.3	14.6	21	1
01200010	10	1/4	25.5	19.8	6.3	14.6	20	1
02200011	11	3/8	32	22.2	6.3	17.4	36	1
02200012	12	3/8	34.3	25.4	6.3	18.2	37	1
02200013	13	3/8	34.3	25.4	6.3	17.8	36	1
02200014	14	3/8	37.7	30	6.3	20.8	46	1
02200015	15	3/8	37.7	30	6.3	20.4	45	1
02200016	16	3/8	37.7	30	6.3	19.9	45	1
02200017	17	3/8	42.5	38	6.3	23.8	62	1
02200018	18	3/8	42.5	38	6.3	22.9	61	1
02200019	19	3/8	42.5	38	6.3	22.4	64	1
02200020	20	3/8	42.4	38	6.3	25	55	1
02200021	21	3/8	44.5	41	6.3	23.6	59	1
02200022	22	3/8	44.5	41	6.3	24.2	64	1
02200023	23	3/8	44.5	41	6.3	25.8	64	1
02200024	24	3/8	44.4	41	6.3	26.3	60	1
02200025	25	3/8	47	45	8	26.4	75	1
02200026	26	3/8	47	45	8	27.6	80	1
02200027	27	3/8	47	45	8	27.6	76	1
02200028	28	3/8	50	50	8	29.2	78	1
02200030	30	3/8	50	50	8	29.3	84	1
02200032	32	3/8	53	57	8	30.5	95	1
02200034	34	3/8	54.5	60	8	31.6	107	1
02200036	36	3/8	56.5	62	8	32.8	100	1
02200040	40	3/8	63	70	8	37.6	130	1
02200041	41	3/8	63	70	8	37.2	130	1
02200042	42	3/8	63	70	8	37.7	125	1
02200046	46	3/8	72	82	8	43.1	191	1
02200050	50	3/8	75	88	8	45.4	217	1

1225 Special extension

- 3/8" ■
- offset



code	L mm	d mm	g	
12250001	150	17	128	5

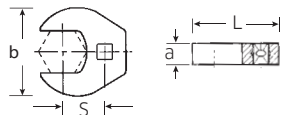
540a CROW-FOOT spanners

- Chrome Alloy Steel, chrome plated
- Caution! Modified settings on torque wrench (refer to note on p. 201)

Code	mm	"	L mm	b mm	a mm	S mm	g	
01500024	3/8	1/4	25.5	19.8	6.3	14.6	17	1
02500028	7/16	3/8	32	22.2	6.3	17.2	34	1
02500032	1/2	3/8	34.3	25.4	6.3	18.1	37	1
02500034	9/16	3/8	37.7	30	6.3	20.9	40	1
02500036	5/8	3/8	37.7	30	6.3	20.4	44	1
02500038	11/16	3/8	42.5	38	6.3	24.1	62	1
02500040	3/4	3/8	42.5	38	6.3	24	66	1
02500042	13/16	3/8	42.3	38	6.3	24	59	1
02500044	7/8	3/8	44.5	41	6.3	25.8	65	1
02500048	1	3/8	47	45	8	26.7	78	1
02500050	1 1/16	3/8	47	45	8	27.2	78	1
02500052	1 1/8	3/8	50	50	8	28.5	84	1
02500054	1 3/16	3/8	50	50	8	29.2	83	1
02500056	1 1/4	3/8	53	57	8	30.3	101	1
02500058	1 5/16	3/8	53	57	8	31.2	101	1
02500060	1 3/8	3/8	54.5	60	8	32.3	105	1
02500062	1 7/16	3/8	56.5	62	8	33.1	107	1
02500064	1 1/2	3/8	58	65	8	34.5	118	1
02500065	1 9/16	3/8	59.5	68	8	35.7	126	1
02500066	1 5/8	3/8	63	70	8	37.3	140	1
02500067	1 11/16	3/8	63	70	8	37.7	126	1
02500068	1 3/4	3/8	68	76	8	40.4	161	1
02500070	1 7/8	3/8	72	82	8	42	205	1
02500072	2	3/8	75	88	8	44.8	214	1
02500074	2 1/8	3/8	75.6	91	10	46	265	1
02500076	2 1/4	3/8	80.5	96	10	49.5	297	1
03500078	2 3/8	1/2	81.5	96	8	51.3	214	1

540a HD CROW-FOOT spanners heavy-duty

- for particularly high loadings, e.g. stainless steel screw fittings
- full use of jaws in conjunction with standard ratchets
- chrome plated
- supplied without ratchet
- Caution! Modified settings on torque wrench (refer to note on p. 201)



Code	mm	"	L mm	b mm	a mm	S mm	g	
02501034	9/16	3/8	43.4	32	11	26.8	52	1
02501036	5/8	3/8	45	34.8	11	27.7	58	1
02501038	11/16	3/8	47.2	38	11	28.6	69	1
02501042	13/16	3/8	51	46.4	11	30.5	113	1
02501044	7/8	3/8	52	48	11	31.3	99	1
02501046	15/16	3/8	54	51.2	11	32.3	129	1
02501048	1	3/8	56	53.4	11	33.2	133	1
02501050	1 1/16	3/8	57	53.8	11	34.1	124	1
02501052	1 1/8	3/8	59	53.8	11	35	128	1
02501056	1 1/4	3/8	62	60	11	36.8	153	1
02501062	1 7/16	3/8	66.5	66	11	39.6	172	1
03501064	1 1/2	1/2	76	70	16	45	310	1
03501069	1 13/16	1/2	85	84	16	49.6	400	1
03501072	2	1/2	89	90	16	52.3	451	1
03501074	2 1/8	1/2	91.5	92.8	16	54.2	460	1
03501075	2 3/16	1/2	93	96	16	55.1	480	1
03501076	2 1/4	1/2	95	99	16	56	500	1

5

Insert/shell tools

447 Adaptor



- HPQ® high performance steel, gunmetal finish
- Caution! Modified settings on torque wrench (refer to note on p. 201)



Code	mm	"	d ₁ mm	d ₂ mm	h ₁ mm	h ₂ mm	S mm	Δ	g	
02181007	7	3/8	11.5	19	6	11	50.8	30	1	1
02181008	8	3/8	12.4	19	6	11	50.8	30	1	1
02181009	9	3/8	14	19	8	11	50.8	40	1	1
02181010	10	3/8	15.6	19	8	11	50.8	40	1	1
02181013	13	3/8	19.3	19	9.2	11	50.8	55	1	1

447a Adaptor



- SAE AS 954-E
- HPQ® high performance steel, gunmetal finish
- Caution! Modified settings on torque wrench (refer to note on p. 201)

Code	"	"	d ₁ mm	d ₂ mm	h ₁ mm	h ₂ mm	S mm	Δ	g	
02470016	1/4	3/8	10.4	19	6	11	50.8	27	1	1
02470020	5/16	3/8	12.4	19	6	11	50.8	29	1	1
02470024	3/8	3/8	14.9	19	8	11	50.8	41	1	1
02470028	7/16	3/8	17	19	8	11	50.8	40	1	1
02470032	1/2	3/8	19	19	9.2	11	50.8	56	1	1
02470034	9/16	3/8	21	19	9.2	11	50.8	61	1	1
02470036	5/8	3/8	23	19	12	11	50.8	73	1	1

447aSP Spline-Drive adaptor



- MS-33787, MIL-W-8982
- HPQ® high performance steel, gunmetal finish
- Caution! Modified settings on torque wrench (refer to note on p. 201)



code	Spline size	"	"	d ₁ mm	d ₂ mm	h ₁ mm	h ₂ mm	S mm	Δ	g	
02480014	7	7/32	3/8	9.4	19	6	11	50.8	28	1	1
02480016	8	1/4	3/8	10.4	19	6	11	50.8	27	1	1
02480018	9	9/32	3/8	11.5	19	6	11	50.8	29	1	1
02480020	10	5/16	3/8	12.4	19	6	11	50.8	29	1	1
02480024	12	3/8	3/8	14.9	19	8	11	50.8	38	1	1
02480028	14	7/16	3/8	17	19	9.2	11	50.8	39	1	1
02480032	16	1/2	3/8	19	19	9.2	11	50.8	59	1	1
02480034	18	9/16	3/8	21	19	9.2	11	50.8	55	1	1
02480036	20	5/8	3/8	23	19	12	11	50.8	74	1	1

5

MULTIPOWER

MP100-1500 MULTIPOWER

- particularly compact construction
- light and easy to handle
- with ratchet function
- working angle 8°
- with rotary scale
- for use with a torque wrench with a fixed 1/2" square drive
- patent
- in carrying box
- included in the set: 3 hexagon inserts 30; 32; 36 mm, 1 insert with 1" outer square drive, 1 reaction arm 400 mm
- display deviation value ± 5%



Code	N·m ¹⁾	ft·lb ¹⁾	N·m ²⁾	ft·lb ²⁾	Gear ratio	Torque ratio	"	b mm	h mm	L mm	Δ g	Δ g with box
96531500	1500	1106	300	221	5.62 : 1	1 : 5	1/2	105	30	165	1890	3630

¹⁾ max. output

²⁾ max. input

MULTIPOWER MP300

Makes child's play of the largest torques.

MULTIPOWER or really "toughwork".

STAHLWILLE MULTIPOWER torque multipliers with planetary gears take the fatigue out of tightening or loosening stiff or large bolt connections. A long lever is not necessary.

STAHLWILLE MULTIPOWER multiplies human strength; steady torque transfer is easy on nuts and bolts.

Even the largest torques are transferred with ease and precision over long periods.

Accordingly, construction materials and workmanship are extremely robust.

When combined with STAHLWILLE torque wrenches, MULTIPOWER really shows its strength.

The MULTIPOWER range extends to 5000 N·m/3687 ft·lb.

MULTIPOWER tools are also available on request up to 12000 N·m/8850 ft·lb.

The MULTIPOWER from 2000 N·m are fitted with an anti-backlash device.

MP300 MULTIPOWER

- with overload protection and planetary gears
- in carrying box

- with one spare sun wheel (overload cut-out)
- deviation of indication $\pm 5\%$



code	size	N·m ¹⁾	ft·lb ¹⁾	N·m ²⁾	ft·lb ²⁾	Gear ratio	Torque ratio	⌀ "	■ "	b mm	h mm	L mm	⌀ g	⌀ g with box
53030800	800	800	590	229	169	4 : 1	1 : 3.5	1/2	3/4	66	85	215	2000	5838
53031350	1350	1350	996	375	277	4 : 1	1 : 3.6	3/4	3/4	90	106	265	3400	7500
53032000	2000 *	2000	1475	160	118	16 : 1	1 : 12.5	1/2	1	95	161	330	7000	11000
53033000	3000 *	3000	2212	240	177	16 : 1	1 : 12.5	3/4	1	95	161	330	7000	10805
53035000	5000 *	5000	3687	294	217	20 : 1	1 : 17.0	3/4	1 1/2	120	180	400	10400	14000

MULTIPOWER tools are also available on request up to 12000 N·m/8850 ft·lb.

* with anti-backlash device

¹⁾ max. output

²⁾ max. input

5

Spares for MULTIPOWER

SR290-393 Sun wheel with overload cutout



Code	No	for No	⌀ g
59030800	SR300-800	MP300-800	45
59031350	SR300-1350	MP300-1350	106
59032000	SR300-2000	MP300-2000	120
59033000	SR300-3000	MP300-3000	130
59035000	SR300-5000	MP300-5000	127
59300039	SR290N	STW 290N	18
59300067	SR295N	STW 295N	95
59300068	SR391N	STW 391N	95
59300069	SR392N	STW 392N	95
59300070	SR393N	STW 393N	105

Sets of spare parts for ratchet insert tools

4150QR Spare parts set



Content 11 pieces:
1 pinion; 1 pawl; 2 levers with pin; 1 ball; 2 compression springs;
2 screws M 1.7 x 8; 2 cover plates

code	for No	g
19011020	725QR/4	24

4350QR Spare parts set



Content 8 pieces:
1 pinion; 1 pawl; 1 lever with pin; 1 ball; 2 compression springs;
2 screws

code	for No	g
19020020	725QR/5	51

7250QR/10 Spare parts set



Content 8 pieces:
1 pinion; 1 pawl; 1 lever with pin; 1 ball; 2 compression springs; 2 screws

code	for No	g
19041020	725QR/10	64

5120QR Spare parts set



Content 8 pieces:
1 pinion; 1 pawl; 1 lever with pin; 1 ball; 2 compression springs; 2 screws

code	for No	g
19040020	725QR/20	118

7250B Spare parts sets

Content 9 pieces:
1 pinion; 1 pawl; 1 lever with pin; 1 ball; 2 compression springs;
2 screws; 1 cover plate

code	size	for No	g
19012022	4	725B/4	21
19012023	5	725B/5	48

7250L/5 Spare parts set

Content 9 pieces:
1 pinion; 1 pawl; 1 change-over button with pin; 1 ball; 2 compression
springs; 2 screws; 1 cover plate

code	for No	g
19021000	725L/5	70

7250/4 Spare parts set

Content 9 pieces:
1 pinion; 1 pawl; 1 lever with pin; 1 ball; 2 compression springs;
2 screws; 1 cover plate

code	for No	g
19012021	725/4	26

7350/5 Spare parts set

Content 7 pieces:
1 pinion; 1 pawl; 1 switching disk; 1 spring; 3 screws

code	for No	g
59251005	735/5	85

for ratchets from 12/97

7350/10 Spare parts set

Content 7 pieces:
1 pinion; 1 pawl; 1 switching disk; 1 spring; 3 screws

code	for No	g
59251010	735/10	96

for ratchets from 12/97

7350/20 Spare parts set

Content 7 pieces:
1 pinion; 1 pawl; 1 switching disk; 1 spring; 3 screws

code	for No	g
59251020	735/20	140

for ratchets from 4/96

7350/40 Spare parts set

Content 7 pieces:
1 pinion; 1 pawl; 1 switching disk; 1 spring; 3 screws

code	for No	g
59251040	735/40	219

for ratchets from 5/97

7350/40HD-65 Spare parts set

Content 7 pieces:
1 pinion; 1 pawl; 1 switching disk; 1 spring; 3 screws

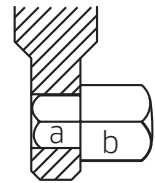
code	for No	g
59251065	735/40HD; 735/65	429

7210 Ratchet spare parts sets for torque wrenches No 721

code	No	Content	g
59191005	7210/5	For ratchet/torque wrench No 721/5, 721/5 Quick: 1 pinion, 1 pawl, 1 switch-over button and pin, 1 ball, 2 compression springs, 2 screws	53
19040000	5120 + 7210/15	For ratchet/torque wrench No 721/15, 721/15 Quick, 721/20, 721/20 Quick: 1 pinion, 1 pawl, 1 lever, 1 lever pin, 1 ball, 2 compression springs, 2 screws	127
59191030	7210/30	For ratchet/torque wrench No 721/30, 721/30 Quick: 1 pinion, 1 pawl, 1 lever, 1 lever pin, 1 ball, 2 compression springs, 2 screws	134
59191080	7210/80	For ratchet/torque wrench No 721Nf/80, 721Nf/100, 735/80, 735/100: 1 pinion, 2 pawls, 2 spring contact points, 2 compression springs	443

70V Square drive units

• for torque wrenches and insert tools



502 1/2



70V 16

code	size	for No	a "	b "	L mm	g	g	g
59010001	1	71...V/1	1/4	1/4	17.5	5	5	5
59010014	11	734/4	3/8	1/4	22	12	5	5
59010003	3	734/5	3/8	3/8	25.8	17	5	5
59010005	5	734/10	3/8	1/2	30	28	5	5
59010011	502 1/2	720/30; 734/20	1/2	1/2	33.5	40	5	5
59010007	7	721/30, 721/30 Quick	1/2	1/2	44.3	52	5	5
59010008	8	734/40	3/4	3/4	52.2	138	5	5
59010015	12	720Nf/80; 721Nf/80+100; 734/80; 734/100; 735/80; 735/100	3/4	3/4	65	179	1	1
59010016	16 *	720Nf/80; 721Nf/80+100; 734/40; 734/80; 734/100; 735/80; 735/100	3/4	3/4	88	240	1	1

* extra-long, firmly locked, so usable from both sides

5

Accredited by the highest authority. **STAHLWILLE's calibration laboratory.**

Controlled tightening of fasteners is becoming increasingly important and is a must for safety and quality assurance. As clear confirmation of its expertise in the field of controlled tightening, STAHLWILLE is accredited by the DAkkS accreditation authority (Deutsche Akkreditierungsstelle) as an approved calibration laboratory for »torque«.

5



The STAHLWILLE calibration service offers both works calibration certificates and DAkkS calibration certificates.

SmartCheck

Tester for torque wrenches and torque screwdrivers

- compact construction
- for horizontal or vertical mounting
- display, display mount and base body can be rotated through 180°
- three operating modes (track, first peak, peak hold)
- three measuring units (N·m, ft·lb, in·lb)
- the target torque and tolerances can be set individually to evaluate the readings
- operating mode using a mains adapter or battery (4 x AAA or 1 x 9 V block, adapter included)
- with integrated visual and audible overload protection mechanism
- the display and keypad are splash-proof, and the housing is made of impact-resistant plastic
- with certificate
- supplied in sturdy plastic box
- **display deviation value $\pm 1\%$**

SmartCheck Torque Tester



5

code	No	capacity N·m	capacity ft·lb	capacity in·lb	Ø "	b mm	h mm	t mm	⊖ g
9652 1201	SmartCheck 10S *	1-10	0.74-7.4	8.9-88.5	1/4	120	124	167	5210
9652 1202	SmartCheck 10	1-10	0.74-7.4	8.9-88.5	1/4	120	124	167	5210
9652 1203	SmartCheck 100	10-100	7-74	89-885	3/8	120	124	167	5310
9652 1204	SmartCheck 400	40-400	30-295	354-3540	3/4	120	124	167	5690
9652 1205	SmartCheck 800	80-800	59-590	708-7081	3/4	120	124	167	5690

*) for checking torque screwdrivers

Electronic torque tester for torque wrenches **SENSOTORK® 7707 W** (For complete calibration systems see p. 241, 245)

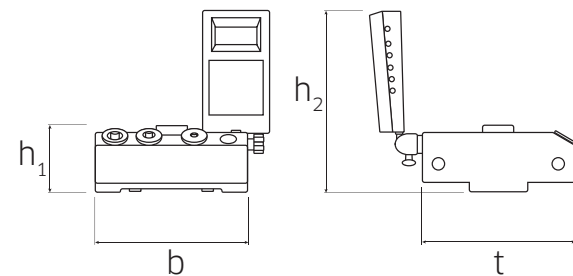
- compact torque tester for easy adaptation by replacement of the transducers
- high degree of accuracy thanks to flat transducer and conversion and digitalisation of readings within the transducer (see p. 239)
- high degree of safety through display showing actual torque read-off where clicking torque wrenches are used

7707 W Torque tester **SENSOTORK®**

Electronic torque tester for torque wrenches, consisting of:

- transducer (patent)
- holder
- display unit (registered design)
- tripod for display unit (with 1.5 m cable)
- spiral cable
- mains adaptor (110 V-230 V with interchangeable socket adaptors) or direct connection to 12 V in-car supply is possible
- square drive adaptor (No 7707-2W, No 7707-2-1W, No 7707-2-2W, No 7707-3W)
- kit for attaching the unit to a workbench or wall in a horizontal or vertical testing position
- for clockwise and anticlockwise use
- units of measurement: N-m, ft-lb, in-lb
- the easily interchangeable transducers are attached to the holder by means of a QuickRelease safety lock
- low lateral forces thanks to low-profile transducers
- automatic detection of the transducer
- flexible and user friendly because the unit can be used horizontally or vertically and the display unit can be placed in many positions
- additional tripod with 1.5 m cable for mounting the display unit to facilitate visual monitoring when using longer torque wrenches
- especially broad measuring range from approx. 2 % to 100 % of rated value
- the software No 7759-4, including USB hub and jack cable (see p. 249), enables readings to be transferred to the PC for documenting (no separate power supply needed, power comes from PC)
- while individual transducers are being recalibrated, the torque tester itself remains on-site for further use
- wide range of application (-20°C to +60°C)
- complies with DIN 51309: 2005, Class 2 and DKD-R 3-8: 2003
- with certificate
- supplied in sturdy plastic box

5



Interchangeable square drive adapters: A set of interchangeable square drive adapters are conveniently stored in the mounting block for a range of different drive sizes.



QR

QuickRelease Rapid change and firm locking of the transducers thanks to the QuickRelease safety lock.



Code	No	Capacity N-m	Capacity ft-lb	Capacity in-lb	□ "	b mm	h ₁ mm	h ₂ mm	t mm	Δ _Δ g	Δ _Δ g with box
96521086	7707-1-3W ¹⁾	0.2-10	0.15-7.4	1.8-88.5	1/4	180	79	215	180	6255	9500
96521085	7707-1-2W	0.2-10	0.15-7.4	1.8-88.5	1/4	180	79	215	180	6255	9500
96521080	7707-1W	0.4-20	0.3-15	3.5-177	1/4	180	79	215	180	6255	9500
96521072	7707-2W ²⁾	2-100	1.5-74	18-885	3/8	180	79	215	180	7025	10300
96521083	7707-2-1W ³⁾	4-200	3-148	35-1770	1/2	180	79	215	180	7511	10975
96521084	7707-2-2W ⁴⁾	8-400	6-295	71-3540	3/4	180	79	215	180	7654	11100
96521082	7707-3W ⁴⁾	25-1100	18-812	221-9736	3/4	180	79	215	180	7495	11000

¹⁾ for calibrating torque screwdrivers

²⁾ with square drive adaptor No 409M (1/4" □ x 3/8" ■)

³⁾ with square drive adaptors No 7789-4 (1/4" □ x 1/2" ■), No 7789-5 (3/8" □ x 1/2" ■)

⁴⁾ with square drive adaptors No 7787 (1/4" □ x 3/4" ■), No 7788 (3/8" □ x 3/4" ■), No 7789 (1/2" □ x 3/4" ■)

Which transducer is for which torque tool?

(for manually operated testing, calibration technology on page 238-247)

	7721	7721-0	7721-1	7722	7723-1	7723-2	7723-3	7724-1		7721	7721-0	7721-1	7722	7723-1	7723-2	7723-3	7724-1		7721	7721-0	7721-1	7722	7723-1	7723-2	7723-3	7724-1
760	•								730a/2		•	•						730Na/20				•	•			
775	•								730a/4			•	•					730Na/40				•	•	•		
TORSIOTRONIC	•								730/80							•	•	701/2			•					
71/80							•	•	721/5			•	•					730D/10			•	•	•			
71aR/80							•	•	721/15				•	•	•			730D/20			•	•				
73Nm/15		•	•						721/20				•	•	•			730D/40				•	•			
755R/1		•							721/30					•	•			730D/65					•			
755/4			•	•					721QR/15				•	•	•			730DII/65						•		
755/10				•	•				721QR/20				•	•	•			730D/80						•		
755/20				•	•	•			720Nf/80					•	•			730D/100						•		
755/30				•	•	•			721Nf/80					•	•			714/ 1		•	•					
730/5			•	•					721Nf/100					•	•			714/ 2		•	•					
730/10				•	•				730N/2		•	•						714/ 4			•	•				
730/12				•	•	•			730N/5			•	•	•				714/ 6			•	•				
730/20				•	•	•			730N/10				•	•				714/10			•	•	•			
730/40				•	•	•			730N/12				•	•	•			714/20			•	•				
730/65					•				730N/20				•	•				714/40				•	•			
730II/65						•			730N/40				•	•				714/65					•			
730a/5			•	•					730N/65					•				714/80						•		
730a/10				•	•				730NII/65					•				714/100						•		
730a/12				•	•	•			730N/80					•	•			713R/6			•					
730a/20				•	•	•			730N/100					•	•			713R/20				•	•			
730/2		•	•						730Na/2		•	•						713R/40					•			
730/4			•	•	•				730Na/5			•	•	•				712R/6			•					
730a/2-1	•	•							730Na/10				•	•												

5

7721-7724 Transducers

QR

- patent
- for calibration of torque wrenches and torque screwdrivers
- high degree of accuracy thanks to conversion and digitization of readings within the transducer itself
- not susceptible to lateral forces due to low-profile construction
- can also be used as part of a calibration system (see p. 241, 245)
- with certificate
- supplied in sturdy plastic box
- measuring ranges by deviation of indication



Measuring ranges by deviation of indication

Code	No	Display deviation value ± 1% of the reading			Display deviation value ± 0.5% of the reading			Display deviation value ± 0.25% of the reading			∅ mm	∅ "	∅ _g g	∅ _g with box
		N·m	ft·lb	in·lb	N·m	ft·lb	in·lb	N·m	ft·lb	in·lb				
9652 1021	7721 ¹⁾	0,2-10	0,15-7,4	1,8-88,5	1-10	0,74-7,4	8,9-88,5	2-10	1,5-7,4	17,7-88,5	120	1/4	1735	2411
9652 1000	7721-0	0,2-10	0,15-7,4	1,8-88,5	1-10	0,74-7,4	8,9-88,5	2-10	1,5-7,4	17,7-88,5	120	1/4	1735	2411
9652 1026	7721-1	0,4-20	0,3-15	3,5-177	2-20	1,5-15	18-177	4-20	3-15	35-177	120	1/4	1735	2411
9652 1022	7722	2-100	1,5-74	18-885	10-100	7-74	89-885	12-100	9-74	106-885	120	3/8	2486	3223
9652 1023	7723-1	40-200	3-148	35-1770	20-200	15-148	177-1770	40-200	30-148	354-1770	120	1/2	2983	3605
9652 2023	7723-2	8-400	6-295	71-3540	40-400	30-295	354-3540	80-400	59-295	708-3540	120	3/4	3134	3745
9652 1028	7723-3	25-1100	18-812	221-9736	110-1100	81-812	974-9736	220-1100	162-812	1947-9736	120	3/4	2998	3761
9652 1029	7724-1 ²⁾	150-3000	111-2214	1328-26553	300-3000	221-2214	2655-26553	600-3000	443-2214	5311-26553	195	1 1/2	10500	12000

¹⁾ for calibrating torque screwdrivers

²⁾ for use with mechanical loader No 7792 and 7792-1 (S. 243)

Note!

Torque testers are measuring instruments! They have to be regularly calibrated and, where necessary, adjusted, using suitable calibration equipment. We recommend recalibrating every 12 months. DAkkS certificates must be ordered separately see p. 236

Accurate, dependable and safe. STAHLWILLE calibration.

Calibration is the regular examination of the accuracy and reliability of torque tools. This is essential because torque tools are precision instruments which are very often in use in safety-relevant environments. In order to be able to deliver dependable measured values in the long term, it is essential that examination by means of calibration takes place at regular intervals and is documented. A calibration system comprises several components:

5



The torque applied using the torque wrench is digitalised within the **transducer** and transmitted via USB cable to the PC, which ensures error-free transmission.



USB adapter - transfers the data to the PC.



The **square drive adapters** required to utilise the measuring range of the transducers are included; e.g. for transducer No 7728-100 (female 3/4" square drive) this is square drive adapter No 7787 (1/4" female to 3/4" male), No 7788 (3/8" female to 3/4" male) and No 7789 (1/2" female to 3/4" male).



The **mechanical loader** is required for rapid, accurate fixing and operation of the torque wrench. The mechanical loader also ensures that the DIN EN ISO 6789 requirement for clicking torque wrenches is fulfilled, i.e. that, above 80% of the final torque value, the force can be applied slowly and steadily within the required time.




The transducer is connected to the USB adapter by means of a **cable** with a jack and a self-locking precision plug.



Software - The data received in this way can then be used to issue and manage Declarations of Conformity or calibration certificates in accordance with DIN EN ISO 6789:2017.

Coordinated – down to the last detail.
STAHLWILLE calibration systems.



No for full system	7706-8 PC	7706-9 PC	7706-10 PC	7706-11 PC
Code	96 52 10 68	96 52 10 69	96 52 10 70	96 52 10 74
Weight in kg	14.2	67.6	70.6	108.4
Range N-m	1-10	2-100	2-1000	20-3000
Mechanical loader	-	No 7791	No 7791	No 7792
«Stand alone» test attachment for torque screwdrivers	No 7790	-	-	-
Extension	-	-	No 7791-1	No 7792-1
Laboratory transducers	No 7728-15 (1-10 N-m)	No 7728-2 (2-20 N-m) No 7728-10 (10-100 N-m)	No 7728-2 (2-20 N-m) No 7728-10 (10-100 N-m) No 7728-40 (40-400 N-m) No 7728-100 (100-1000 N-m)	No 7728-20 (20-200 N-m) No 7728-100 (100-1000 N-m) No 7728-300 (300-3000 N-m)
USB adapter	No 7757-1	No 7757-1	No 7757-1	No 7757-1
Jack cable	No 7751	No 7751	No 7751	No 7751
Cable to No. 7728 (transducer to USB adapter)	No 7751-1	No 7751-1	No 7751-1	No 7751-1
Square drive adapters	No 431 (3/8" x 1/4")	No 431 (3/8" x 1/4") No 409M (1/4" x 3/8")	No 7787 (1/4" x 3/4") No 7788 (3/8" x 3/4") No 7789 (1/2" x 3/4") No 409M (1/4" x 3/8")	No 7787 (1/4" x 3/4") No 7788 (3/8" x 3/4") No 7789 (1/2" x 3/4") No 7789-2 (3/4" x 1 1/2") No 7789-3 (1" x 1 1/2") No 7789-4 (1/4" x 1/2") No 7789-5 (3/8" x 1/2")
Calibrating square drive insert tools	-	No 734K/4 (1/4") No 734K/5 (3/8")	No 734K/4 (1/4") No 734K/5 (3/8") No 734K/20 (1/2") No 734K/40 (3/4")	No 734K/4 (1/4") No 734K/5 (3/8") No 734K/20 (1/2") No 734K/40 (3/4")
Adapters	No 3115 (1/4" x 1/4" ● E 6,3) No 3115/1 (1/4" x 1/4" ● C 6,3)	-	-	-
Calibration software	TORKMASTER	TORKMASTER	TORKMASTER	TORKMASTER
DAkkS calibration certificates	1	2	4	3

5

/M/a/n/u/t/o/r/k[®]

Mechanical loaders for torque wrenches and torque screwdrivers

Thanks to the modular design, end users can put together their own mechanical loader according to their specific requirements. Extensions with additional components are possible any time.

All the components are carefully matched to ensure compatibility and can be easily fitted.

This slot-in system is easy to use and has a very accurate fit.

The components can be quickly and easily locked together using the integrated screw joints.

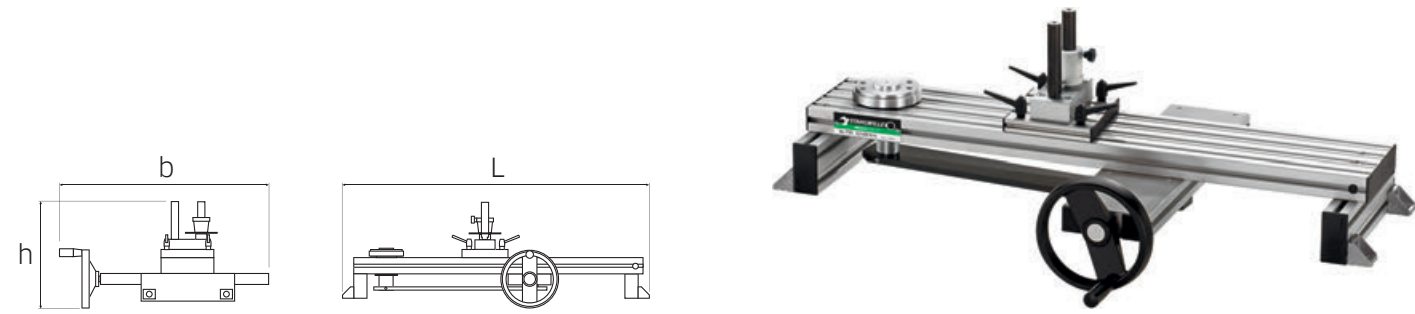
The display unit can be attached at various points of the system via a holder.

In this way, every user can organize his or her work to suit themselves.

7791 Mechanical loaders up to 400 N-m

- measurement possible without moving the point of application of force
- thanks to a specially designed force transmission system, mechanical loader No 7791 avoids the risk of the point of force application shifting during the calibration process
- the lever below the test rail is actuated in a linear direction by the handwheel acting on a spindle
- the linear motion is translated into a rotary movement which acts on the transducer
- the torque wrench to be calibrated remains in the same position throughout the calibration process
- this prevents measuring errors caused by the point of force application being moved
- thanks to a low-friction linear ball bearing, the torque wrench is automatically levelled as it is placed in the unit
- a further linear ball bearing ensures the contact with the torque wrench is friction-free
- the reduction in lateral forces acting on the transducer and in the friction on the point of contact with the torque wrench results in a corresponding reduction in mismeasurement
- protected by national and international patents


5



Code	Capacity N-m	for transducer sizes	for torque wrenches with functional length (L _F) max. mm	Profile width mm	b mm	h mm	L mm	Δ kg
52110091	-400	1-100	815	180	704	323	1069	44.8

7791-1 Extension unit for No 7791, 7794-1 and 7794-2 up to 1000 N-m

- with one pair of adapter plates No 7770-3 for height compensation between extension unit No 7791-1 and perfectControl[®] calibrating units No 7794-1 and No 7794-2



Code	Capacity N-m	for torque wrenches with functional length (L _F) max. mm	Profile width mm	b mm	h mm	L mm	Δ kg
52110191	-1000	1390 (7791 + 7791-1)	180	308	135	673	8

7792 Mechanical loaders unit to 1000 N·m

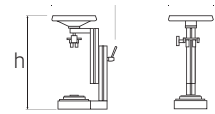

Code	Capacity N·m	for transducer	for torque wrenches with functional length (L _F) max. mm	Profile width mm	b mm	h mm	L mm	⊕ kg
52110092	-1000	sizes 20; 100; 300	1390	270	722	323	1668.5	58

7792-1 Extension unit for No 7792 up to 3000 N·m


Code	Capacity N·m	for torque wrenches with functional length (L _F) max. mm	Profile width mm	b mm	h mm	L mm	⊕ kg
52110192	-3000	2390 (7792 + 7792-1)	270	558	135	1073	18.5

Test attachments for torque screwdrivers
7790 Mechanical loaders for torque screwdrivers

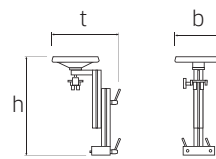
- can be bolted to mechanical loader No 7792
- the torque screwdriver to be calibrated is inserted in the square mount of the transducer and fixed using the universal central clamp
- the handwheel ensures that the required force is applied in a controlled manner to the torque screwdriver
- supplied without transducer or torque screwdriver



Code	Capacity N·m	for transducer	b mm	h mm	t mm	⊕ kg
58521090	-10	7728-1S	250	442-593	351	9

7791-2 Test attachment for torque screwdrivers

- can be bolted onto mechanical loader No 7791
- the torque screwdriver to be calibrated is inserted in the square mount of the transducer and fixed using the universal central clamp
- the handwheel ensures that the required force is applied in a controlled manner to the torque screwdriver



Code	Capacity N·m	b mm	h mm	t mm	⊕ kg
52110291	-10	250	442-593	351	3.7

Accessory
7750-1 Holder

- for display unit No 7750
- can be bolted to test attachments



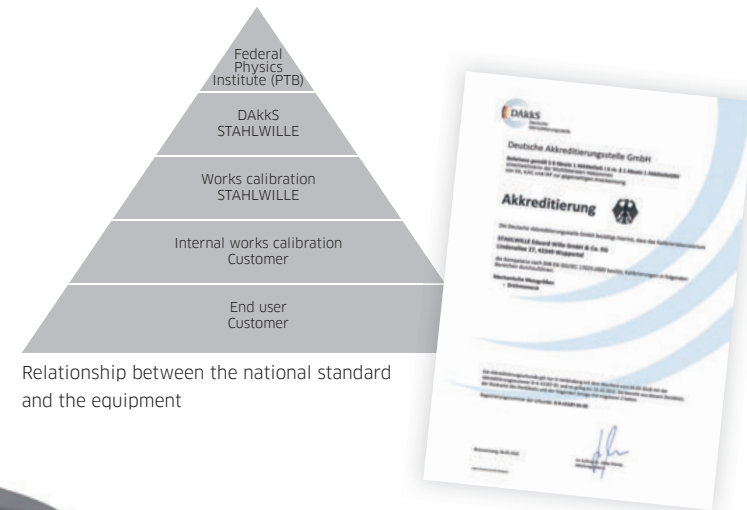
code	⊕ g
52101050	165

Audited. Documented. Certified. **STAHLWILLE DAKKS calibration laboratory.**

STAHLWILLE's DAKKS calibration laboratory for torque is accredited by the German Accreditation Service (DAKKS) in accordance with DIN EN ISO/IEC 17025:2005. The transfer torque wrenches and torque transducers in use in the calibration laboratory are subject to regular examination by the German Federal Physics Institute (PTB) in Braunschweig.

The accuracy of the torque wrenches must be proved in a series of steps and these must be traceable. Only in this way can the reliability of the readings be guaranteed. During the first stage, the end-user checks the accuracy of the torque tools in-house using suitable calibrated testing equipment. At the next stage, this test equipment is checked in STAHLWILLE's DAKKS calibrating laboratory. This accreditation by the German Calibration Service (DKD) in accordance with DIN EN ISO/IEC 17025:2005 guarantees the direct link between the measuring equipment and the national standard as laid down in DIN EN ISO 9001:2008.


5



CONFORMS TO STANDARDS.

The accreditation means the specific requirements listed in Technical Specification ISO/TS 16949 relating to testing laboratories are fulfilled. This is absolutely essential for all suppliers in the automotive sector.

Precisely matched products. perfectControl calibration systems.



No for full system	7794-2/400	7794-2/1000	7794-1/400	7794-1/1000
Code	96 52 10 78	96 52 10 79	96 52 10 76	96 52 10 77
Weight in kg	62.1	69.8	53.2	60.9
Range N-m	1-400	1-1000	1-400	1-1000
Motor driven calibrating unit	No 7794-2	No 7794-2	-	-
Manual calibrating unit	-	-	No 7794-1	No 7794-1
Extension	-	No 7791-1	-	No 7791-1
Laboratory transducers	No 7728-1 (1-10 N-m) No 7728-6 (6-60 N-m) No 7728-40 (40-400 N-m)	No 7728-1 (1-10 N-m) No 7728-6 (6-60 N-m) No 7728-40 (40-400 N-m) No 7728-100 (100-1000 N-m)	No 7728-1 (1-10 N-m) No 7728-6 (6-60 N-m) No 7728-40 (40-400 N-m)	No 7728-1 (1-10 N-m) No 7728-6 (6-60 N-m) No 7728-40 (40-400 N-m) No 7728-100 (100-1000 N-m)
USB adaptor	No 7757-1	No 7757-1	No 7757-1	No 7757-1
Jack cable	No 7751	No 7751	No 7751	No 7751
Spiral cable	No 7752	No 7752	No 7752	No 7752
Cable for No 7728	No 7751-2	No 7751-2	No 7751-2	No 7751-2
Square drive adapter	No 409M (1/4" Ox 3/8" ■) No 7787 (1/4" Ox 3/4" ■) No 7788 (3/8" Ox 3/4" ■) No 7789 (1/2" Ox 3/4" ■) No 7789-4 (1/4" Ox 1/2" ■) No 7789-5 (3/8" Ox 1/2" ■)	No 409M (1/4" Ox 3/8" ■) No 7787 (1/4" Ox 3/4" ■) No 7788 (3/8" Ox 3/4" ■) No 7789 (1/2" Ox 3/4" ■) No 7789-4 (1/4" Ox 1/2" ■) No 7789-5 (3/8" Ox 1/2" ■)	No 409M (1/4" Ox 3/8" ■) No 7787 (1/4" Ox 3/4" ■) No 7788 (3/8" Ox 3/4" ■) No 7789 (1/2" Ox 3/4" ■) No 7789-4 (1/4" Ox 1/2" ■) No 7789-5 (3/8" Ox 1/2" ■)	No 409M (1/4" Ox 3/8" ■) No 7787 (1/4" Ox 3/4" ■) No 7788 (3/8" Ox 3/4" ■) No 7789 (1/2" Ox 3/4" ■) No 7789-4 (1/4" Ox 1/2" ■) No 7789-5 (3/8" Ox 1/2" ■)
Calibration square drive insert tools	No 734K/4 (1/4" ■) No 734K/5 (3/8" ■) No 734K/12 (3/8" ■) No 734K/20 (1/2" ■) No 734K/40 (3/4" ■) No 734K/100 (3/4" ■)	No 734K/4 (1/4" ■) No 734K/5 (3/8" ■) No 734K/12 (3/8" ■) No 734K/20 (1/2" ■) No 734K/40 (3/4" ■) No 734K/100 (3/4" ■)	No 734K/4 (1/4" ■) No 734K/5 (3/8" ■) No 734K/12 (3/8" ■) No 734K/20 (1/2" ■) No 734K/40 (3/4" ■) No 734K/100 (3/4" ■)	No 734K/4 (1/4" ■) No 734K/5 (3/8" ■) No 734K/12 (3/8" ■) No 734K/20 (1/2" ■) No 734K/40 (3/4" ■) No 734K/100 (3/4" ■)
Calibration software	TORKMASTER	TORKMASTER	TORKMASTER	TORKMASTER
DAkkS calibration certificates	3	4	3	4

5



7794-2 Motorised calibrating and adjusting tool from 1 to 400 N-m

The electronic perfectControl® calibrating unit with its electric drive considerably reduces the amount of effort and time required for calibration and adjustment tasks on torque wrenches

- measurement possible without moving the point of application of force
- prevents faulty readings thanks to precision-mounted spindle and finely regulated motor
- extremely accurate calibration thanks to optimised bearings and square drives for the transducers
- rapid, easy change of transducers thanks to quick-release latching system
- convenient pushbutton controls for clockwise and anticlockwise measurements with automatic speed compensation
- saves time because the bridge support is locked in place using a single-handed eccentric lever
- transmission of readings to a PC via USB interface for further processing, analysis and archiving
- a Declaration of Conformance or a calibration certificate can be printed or saved as a PDF file after calibration
- as found / as left calibrations can be documented
- during calibration, DIN EN ISO 6789:2003 in numerous languages is supported. Additional standards and works standards are available on request
- can be upgraded to perfectControl® calibrating unit No 7794-3 for angle-controlled wrenches
- **calibration up to 1000 N-m is possible using the easily attached extension unit No 7791-1 (see p. 242)**

- design patent
- protected by national and international patents
- both clicking and indicating torque wrenches can be calibrated
- calibration of transducers is possible using reference torque wrenches No 7770-10, 7770-100 and 7770-1000, available on request.
- the unit is supplied without the torque wrench, transducers or notebook
- **transducers laboratory No 7728 (see p. 248)**



product design award

2011

- Content:
- 6 calibrating square drive insert tools No 734K (sizes 4, 5, 12, 20, 40, 100)
 - 6 square drive adaptors (No 409M, No 7787, No 7788, No 7789, No 7789-4, No 7789-5)
 - 1 USB adaptor No 7757-1
 - 1 software Torkmaster 7731-1
 - 1 jack cable No 7751
 - 1 spiral cable No 7752
 - 1 spiral cable No 7751-2 with jack plug and self-locking precision plug
 - 1 low-temperature cable connector
 - 1 hexagon key wrench No 10760CV size 2 mm are included

5



Code	Capacity N-m	for transducer	for torque wrenches with functional length (L _F) max. mm	Profile width mm	b mm	h mm	L mm	⊘ kg
96 52 1093	1-400	7728 (sizes 1-100)	815	180	640	328	1060	58.1



7794-1 Manual calibrating unit from 1 to 400 N·m

- as for perfectControl® No 7794-2, but the drive is via an ergonomically designed handwheel
- calibration up to 1000 N·m is possible using the easily attached extension unit No 7791-1 (see p. 242)**
- protected by national and international patents
- supplied without torque wrench, transducer or notebook
- transducers laboratory No 7728 (see p. 248)**

- Content:
- 6 calibrating square drive insert tools No 734K (sizes 4, 5, 12, 20, 40, 100)
 - 6 square drive adaptors (No 409M, No 7787, No 7788, No 7789, No 7789-4, No 7789-5)
 - 1 USB adaptor No 7757-1
 - 1 software Torkmaster 7731-1
 - 1 jack cable No 7751
 - 1 spiral cable No 7752
 - 1 spiral cable No 7751-2 with jack plug and self-locking precision plug
 - 1 low-temperature cable connector
 - 1 hexagon key wrench No 10760CV 2 mm are included



Code	Capacity N·m	for transducer	for torque wrenches with functional length (L _F) max. mm	Profile width mm	b mm	h mm	L mm	⊘ kg
96 52 1092	1-400	7728 (sizes 1-100)	815	180	705	355	1060	47

7794-3 Automated calibrating and adjusting unit from 1 to 400 N·m

- automatically calibrates electronic torque and angle-controlled wrenches made by STAHLWILLE**
- design patent
- protected by national and international patents
- model is the same as perfectControl® No 7794-2, except it is additionally suited to calibrating angle-controlled wrenches. Optimum adaptation to working height with motorised height adjustment
- calibration up to 1000 N·m is possible using the easily attached expansion unit No 7791-1 (see p. 242) and set of adapter plates No 7791-4, Code 52110491
- supplied without torque wrench, transducer or notebook

- Content:
- 6 calibrating square drive insert tools No 734K (sizes 4, 5, 12, 20, 40, 100)
 - 6 square drive adaptors (No 409M, No 7787, No 7788, No 7789, No 7789-4, No 7789-5)
 - 1 USB adaptor No 7757-1
 - 1 software Torkmaster 7731-1
 - 1 jack cable No 7751
 - 1 spiral cable No 7752
 - 1 spiral cable No 7751-2 with jack plug and self-locking precision plug
 - 1 low-temperature cable connector
 - 1 hexagon key wrench No 10760CV 2 mm are included



Code	Capacity N·m	for transducer	for torque wrenches with functional length (L _F) max. mm	Profile width mm	b mm	h mm	L mm	⊘ kg
96 52 1094	1-400	7728 (sizes 1-100)	815	180	640	884-1134	1060	230

5

7728 Transducers laboratory

QR

- patented
- for laboratory environments
- with optimised measuring range
- for calibrating torque wrenches and torque screwdrivers
- for use together with perfectControl® calibrating unit No 7794 or calibration system No 7706
- high degree of accuracy thanks to conversion and digitization of readings within the transducer itself
- with high-grade self-locking precision plug
- not susceptible to lateral forces due to low-profile construction
- with DAkkS calibration certificate
- max. display deviation value ± 0.5% of the reading**
- further details on request
- supplied in sturdy plastic box
- measuring ranges by deviation of indication



Code	size	Display deviation value ± 0.5% of the reading			Display deviation value ± 0.25% of the reading			∅ mm	∅ "	∆∆ g	∆∆ g with box
		N·m	in·lb	ft·lb	N·m	ft·lb	in·lb				
96524011	15¹⁾	1-10	8,9-88,5	0,74-7,4	2-10	1,5-7,4	18-88,5	120	1/4	1735	2415
96524001	1	1-10	8,9-88,5	0,74-7,4	2-10	1,5-7,4	18-88,5	120	1/4	1735	2415
96524002	2	2-20	18-177	1,5-15	4-20	3-15	35-177	120	1/4	1735	2415
96524004	4	4-40	35-354	3-30	8-40	6-30	71-354	120	3/8	2486	3136
96524006	6	6-60	53-531	4,5-45	12-60	9-45	106-531	120	3/8	2486	3136
96524010	10	10-100	89-885	7-74	20-100	14-74	177-885	120	3/8	2486	3136
96524020	20	20-200	177-1770	15-148	40-200	30-148	354-1770	120	1/2	2983	3170
96524040	40	40-400	354-3540	30-295	80-400	60-295	708-3540	156	3/4	4846	5507
96524065	65	65-650	575-5753	48-479	130-650	96-479	1151-5753	156	3/4	4846	5507
96524080	80	80-800	708-7081	59-590	160-800	118-590	1416-7081	156	3/4	4846	5507
96524100	100	100-1000	885-8851	74-738	200-1000	148-738	1770-8851	156	3/4	4846	5507
96524300	300²⁾	300-3000	2655-26553	221-2214	600-3000	443-2214	5310-26553	195	1 1/2	10500	12000

¹⁾ for calibrating torque screwdrivers

²⁾ for use with mechanical loader No 7792 and 7792-1 (S. 243)

5

TORKMASTER.

Simple, professional calibration.

Need to adjust torque wrenches and torque screwdrivers and calibrate them in compliance with the standards, generate Declarations of Conformance and calibration certificates to DIN EN ISO 6789? This is exactly what the STAHLWILLE TORKMASTER software is for. At the highest standard of safety and with minimum effort for the user.

The **optional CAQ interface** enables connection to the superordinate CAQ system, which in this way has access to all inspection data at all times. The user is not required to do anything - all the data and logs of the calibration process are securely transmitted.



Accessories for workshop torque tester and calibration systems

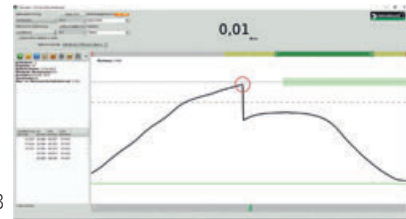
7759-4 USB adaptor, jack cable and software Torkmaster

Link between perfectControl® or transducer (7721-7724) and PC. For adjusting and calibrating torque wrenches and torque screwdrivers. Produces calibration certificates in accordance with DIN EN ISO 6789, which can be printed out or saved as PDF files.

- as found / as left calibrations can be documented
- graphical representation of the torque progression
- user management
- 17 languages
- equipment testing system

System requirements:

- PC
- Microsoft Windows XP SP3 or later operating system
- USB connection



Code	L m	∅ g
96 58 36 29	1.5	65

7759-6 USB adaptor, cable and software Torkmaster

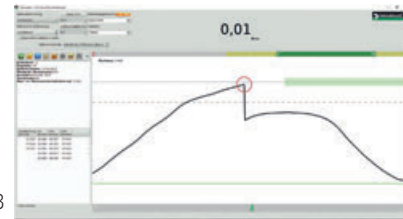
NEW

Link between perfectControl® or transducer (7728) and PC. For adjusting and calibrating torque wrenches and torque screwdrivers. Produces calibration certificates in accordance with DIN EN ISO 6789, which can be printed out or saved as PDF files.

- as found / as left calibrations can be documented
- graphical representation of the torque progression
- user management
- 17 languages
- equipment testing system

System requirements:

- PC
- Microsoft Windows XP SP3 or later operating system
- USB connection



Code	L m	∅ g
96 58 36 31	1.5	72

7751 Jack cable

- connection between transducers 7721-7724 and USB adaptor or display unit
- with jacks at both ends, 90° angled



Code	L m	∅ g
52 11 00 51	1.5	50

7751-1 Cable for No 7728

- for connecting laboratory transducers 7728 to a USB hub or display unit
- with jack plug, 90° angled, and self-locking precision plug



Code	L m	∅ g
52 11 00 54	1.5	38

7752 Spiral cable

- connection between transducer and display unit or USB adaptor
- with jacks at both ends, 90° angled



Code	L max. mm	∅ g
52 11 00 52	500	35

7751-2 Spiral cable for No 7728

- for connecting laboratory transducers 7728 to a USB hub or display unit
- with jack plug, 90° angled, and self-locking precision plug



Code	L max. mm	∅ g
52 11 00 57	500	32

5

7750 Display unit

- registered design
- for displaying the actual torque as measured
- units of measurement: N-m, ft-lb, in-lb
- modes of operation: track, peak hold, first peak (only with manual operation)
- additional display of actual torque applied with clicking torque wrenches
- swivels to any desired position thanks to universal ball-joint



Code	g
52 1000 50	182

7760 Mains adaptor

- Input: 110 V-230 V AC
- Output: 9 V DC, with interchangeable socket adaptors



Code	g
52 1100 56	201

7761 Interface adaptor

- required for automated calibration and adjustment of angle-controlled torque wrenches No 714 using calibrating and adjusting units perfectControl® No 7794-2 and 7794-3



Code	g
52 1100 61	26

7761/3 Interface adaptor set

- Contents:
- No 7761 interface adaptor
 - No 7752 spiral cable
 - No 7760 mains adaptor



Code	g
96 52 11 61	255

7311/7312 Plastic box, empty

- for safe storage and transport of transducers (please order inlays separately)



Code	No	for transducer	g
81 5000 03	7311	7721; 7722; 7723; 7728 1-20	554
81 5000 04	7312	7724-1; 7728 40-100	1346

7313/7314 Inlays for plastic box

Code	No	for transducer	g
83 07 10 30	7313	7721; 7722; 7723; 7728 1-20	77
83 07 10 31	7314	7724-1; 7728 40-100	242

409M Adaptor

- 1/4" socket x 3/8" plug (6.3 x 10)



code	L mm	∅ mm	g
11 0300 10	13	28	14

7787 Square drive adaptor

- 1/4" socket x 3/4" plug (6.3 x 20)



Code	L mm	∅ mm	g
58 52 10 87	15.5	29	41

7788 Square drive adaptor

- 3/8" socket x 3/4" plug (10 x 20)



Code	L mm	∅ mm	g
58 52 10 88	23.5	29	50

7789 Square drive adaptor

- 1/2" socket x 3/4" plug (12.5 x 20)



Code	L mm	∅ mm	△△ g
58 52 10 89	23.5	29	40

7789-2 Square drive adaptor


- 3/4" socket x 1 1/2" plug (20 x 40)



Code	L mm	∅ mm	△△ g
58 52 30 89	44	60	380

7789-3 Square drive adaptor

- 1" socket x 1 1/2" plug (25 x 40)



Code	L mm	∅ mm	△△ g
58 52 40 89	44	60	280

7789-4 Square drive adaptor

- 1/4" socket x 1/2" plug (6.3 x 12.5)



Code	L mm	∅ mm	△△ g
58 52 40 90	15.5	29	25

7789-5 Square drive adaptor

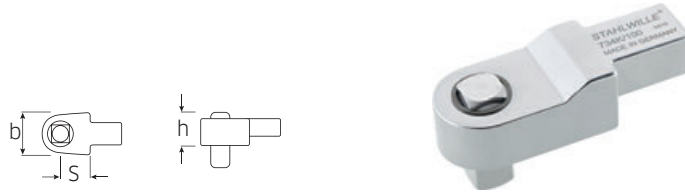
- 3/8" socket x 1/2" plug (10 x 12.5)



Code	L mm	∅ mm	△△ g
58 52 40 91	15.5	29	28

734K Calibrating square drive insert tools


- without a ball or pin (so not suitable for bolt tightening)
- optimum measuring results during calibration thanks to reduced lateral forces



Code	size	"	mm	b mm	h mm	S mm	△△ g
58 24 30 04	4	1/4	9x12	20	16.7	17.5	76
58 24 30 05	5	3/8	9x12	20	16.7	17.5	76
58 24 30 12	12	3/8	14x16	27	21.5	25	199
58 24 30 20	20	1/2	14x18	27	21.5	25	218
58 24 30 40	40	3/4	14x18	40	29.3	25	410
58 24 11 00	100	3/4	22x28	43	29.3	55	907

70VK Calibrating square drive units

- without a ball or pin (so not suitable for bolt tightening)
- optimum measuring results during calibration thanks to reduced lateral forces



Code	size	for No	a "	b "	L mm	△△ g
59 01 10 14	11	734/4	3/8	1/4	24.7	12
59 01 10 03	3	735/5	3/8	3/8	27.6	17
59 01 10 12	12	734/10; 734/20	1/2	3/8	32.5	34
59 01 10 11	502	1/2 734/20	1/2	1/2	36.9	60
59 01 10 08	8	734/40; 734/80; 734/100	3/4	3/4	52.2	138

5



6 SCREWDRIVERS

DRALL+
>> Page 254



3K DRALL®
>> Page 262



Electronics screwdrivers
>> Page 264



T-handled screwdrivers
>> Page 265



Offset screwdrivers
>> Page 267



Impressive diversity. **DRALL+ screwdrivers.**



For professionals who constantly face new challenges in their daily work: the DRALL+ screwdriver series with the 2-component cushioned handle. DRALL+ screwdrivers are a byword for long dependability, functional integrity and comfortable handling, which makes light work of any task.


SAFE.

The flange-like hand stop **1** prevents injuries caused by unintentional slipping – and also stops the tool rolling away.

FAST.

The lower end of the handle (multifunction zone **2**) is deliberately made extra-long. This enables the thumb and index finger to wrap around more easily and spin the screwdriver.





CONVENIENT.

Convenient marking on the head makes it easy to pick the right profile quickly.



EXTREME.

For use under extreme conditions, the DRALL+ is also available with a metal impact cap.

PRACTICAL.

The black handle component made of soft, elastic thermoplastic elastomer (TPE) and the special shape of the handle means DRALL+ screwdrivers fit particularly snugly in the hand.

ROBUST.

The core is made of high-grade knock-resistant polypropylene (PP). The tang is firmly anchored in the core to allow force to be transferred through it.



INDIVIDUAL.

The four handle sizes for the screwdrivers are designed specifically to match the drive profiles.


DRALL+ is available for the following screw-head profiles

	Slotted
	PH cross-head
	PZ cross-head
	TORX®
	TORX® Tamper Resistant with a central bore
	Hexagonal
	TORQ-SET®

4620  Screwdrivers for slotted screws DRALL⁺

- DIN ISO 2380-1, -2, DIN 5264, ISO 2380-1, -2
- Chrome Alloy Steel, chrome plated
- black tips




Code	size	a mm	b mm	L ₁ mm	L ₂ mm	Δ g	
46203035	1	0.6	3.5	75	160	25	10
46203040	2	0.8	4.0	100	185	34	10
46203055	3	1.0	5.5	125	240	79	10
46203065	4	1.2	6.5	150	265	109	10
46203080	5	1.6	8.0	175	300	136	10
46203100	6	1.6	10.0	200	325	163	5
46203120	7	2.0	12.0	250	375	215	5

4621  Screwdrivers for slotted screws DRALL⁺

- parallel blades
- as per VSM (Swiss Standard)
- Chrome Alloy Steel, chrome plated
- black tips




Code	size	a mm	b mm	L ₁ mm	L ₂ mm	Δ g	
46213025	0	0.4	2.5	80	165	27	10
46213035	1	0.5	3.5	90	175	26	10
46213040	2	0.6	4.0	100	185	34	10
46213055	3	0.8	5.5	120	235	78	10
46213065	4	1.0	6.5	140	255	96	10
46213080	5	1.2	8.0	160	275	117	10
46213100	6	1.6	10.0	180	305	174	10

4622  Screwdrivers for slotted screws DRALL⁺

- DIN ISO 2380-1, -2, DIN 5264, ISO 2380-1, -2
- with hexagon
- Chrome Alloy Steel, chrome plated
- black tips




Code	size	a mm	b mm	L ₁ mm	L ₂ mm	Δ g	
46223055	1	1.0	5.5	100	215	85	10
46223065	2	1.2	6.5	125	240	100	10
46223080	3	1.2	8.0	150	275	159	10
46223100	4	1.6	10.0	175	300	174	10
46223120	5	2.0	12.0	200	325	240	5
46223140	6	2.5	14.0	250	375	310	5

4622SK  Screwdrivers for slotted screws DRALL⁺

- DIN ISO 2380-1, -2, DIN 5264, ISO 2380-1, -2
- with impact cap and hexagonal shank
- Chrome Alloy Steel, chrome plated
- black tips




Code	size	a mm	b mm	L ₁ mm	L ₂ mm	Δ g	
46223240	1	0.8	4.0	90	195	50	10
46223255	2	1.0	5.5	100	215	106	10
46223265	3	1.2	6.5	125	240	135	5
46223280	4	1.2	8.0	150	275	191	5
46223200	5	1.6	10.0	175	300	226	5
46223220	6	2.0	12.0	200	325	267	5
46223340	7	2.5	14.0	250	375	340	5

4724  Carburettor screwdrivers DRALL

- DIN ISO 2380-1, -2, DIN 5264, ISO 2380-1, -2
- stubby
- Chrome Alloy Steel, chrome plated
- black tips




Code	size	a mm	b mm	L ₁ mm	L ₂ mm	Δ g	
47241045	1	0.6	3.5	25	80	34	10
47241060	2	1.0	5.5	25	80	32	10
47241080	3	1.2	8.0	25	80	39	10

4628  Electricians screwdrivers for slotted screws DRALL⁺

- DIN ISO 2380-1, -2, DIN 5264, ISO 2380-1, -2
- Chrome Alloy Steel, chrome plated
- black tips




Code	size	a mm	b mm	L ₁ mm	L ₂ mm	Δ g	
46283025	1	0.4	2.5	60	145	20	10
46283035	2	0.6	3.5	75	160	40	10
46283135	3	0.6	3.5	100	185	41	10
46283040	4	0.8	4.0	125	210	36	10
46283055	5	1.0	5.5	150	265	92	10
46283155	6	1.0	5.5	200	315	102	10

4630  Cross-head screwdrivers DRALL⁺

- Phillips-Recess®
- DIN ISO 8764-1, -2, ISO 8764-1, -2
- Chrome Alloy Steel, chrome plated
- black tips



Code	PH size	L ₁ mm	L ₂ mm	Δ g	
46303000	0	60	145	20	10
46303001	1	80	185	35	10
46303002	2	100	215	90	10
46303003	3	150	275	146	10

4631 **+** Cross-head screwdrivers DRALL⁺

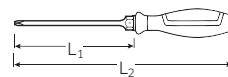
- Phillips-Recess®
- extra long
- DIN ISO 8764-1, -2, ISO 8764-1, -2
- Chrome Alloy Steel, chrome plated
- black tips



Code	PH size	L ₁ mm	L ₂ mm	△△ g	
46313001	1	250	355	110	1
46313002	2	250	365	122	1

4632 **+** Cross-head screwdrivers DRALL⁺

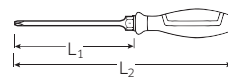
- with hexagon
- Phillips-Recess®
- DIN ISO 8764-1, -2, ISO 8764-1, -2
- Chrome Alloy Steel, chrome plated
- black tips



Code	PH size	L ₁ mm	L ₂ mm	△△ g	
46323001	1	80	185	45	10
46323002	2	100	215	100	10
46323003	3	150	275	170	5
46323004	4	200	325	237	5

4632SK **+** Cross-head screwdrivers DRALL⁺

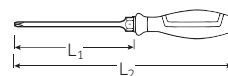
- with impact cap and hexagonal shank
- Phillips-Recess®
- DIN ISO 8764-1, -2, ISO 8764-1, -2
- Chrome Alloy Steel, chrome plated
- black tips



Code	PH size	L ₁ mm	L ₂ mm	△△ g	
46323101	1	85	190	58	10
46323102	2	100	215	120	10
46323103	3	150	275	194	5

4640 **+** Cross-head screwdrivers DRALL⁺

- POZIDRIV/SUPADRIV®
- DIN ISO 8764-1, -2, ISO 8764-1, -2
- Chrome Alloy Steel, chrome plated
- black tips



Code	PZ size	L ₁ mm	L ₂ mm	△△ g	
46403000	0	60	145	35	10
46403001	1	80	185	44	10
46403002	2	100	215	89	10
46403003	3	150	275	145	5

4636 **+** TORQ-SET® screwdrivers DRALL⁺

- TORQ-SET®
- hexagonal blade
- chrome plated
- black tips



code	⊕ mm/"	L ₁ mm	L ₂ mm	"	△△ g	
46363002	2	100	215	1/4	92	5
46363004	4	100	215	1/4	93	5
46363006	6	100	215	1/4	92	5
46363008	8	100	215	1/4	93	5
46363010	10	100	215	1/4	93	5
46363016	1/4	150	265	5/16	138	5

4650 **+** TORX® screwdrivers DRALL⁺

- for inside TORX® screws
- Chrome Alloy Steel, chrome plated
- black tips



Code	size	mm	L ₁ mm	L ₂ mm	△△ g	
46503005	T5	1.4	60	145	30	5
46503006	T6	1.6	60	145	35	5
46503007	T7	2.0	60	145	35	5
46503008	T8	2.3	60	145	33	5
46503009	T9	2.5	60	145	35	5
46503010	T10	2.7	80	165	35	5
46503015	T15	3.3	80	165	38	5
46503020	T20	3.8	100	205	50	5
46503025	T25	4.4	100	205	50	5
46503027	T27	5.0	115	230	90	5
46503030	T30	5.5	115	230	90	5
46503040	T40	6.6	115	240	131	5
46503045	T45	7.8	130	255	136	5

4650L **+** TORX® screwdrivers DRALL⁺

- for inside TORX® screws
- extra long
- Chrome Alloy Steel, chrome plated
- black tips



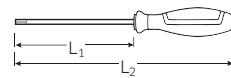
Code	size	mm	L ₁ mm	L ₂ mm	△△ g	
46503115	T15	3.3	250	335	45	5
46503120	T20	3.8	250	355	180	5
46503125	T25	4.4	250	355	180	5
46503130	T30	5.5	250	365	125	5

6

Screwdrivers

4656 TORX® screwdrivers DRALL+

- with hollow point (TORX® TAMPER RESISTANT)
- Chrome Alloy Steel, chrome plated
- black tips



Code	size	mm	L ₁ mm	L ₂ mm	g	
46563008	T8	2.3	60	145	35	5
46563009	T9	2.5	60	145	35	5
46563010	T10	2.7	80	165	39	5
46563015	T15	3.3	80	165	39	5
46563020	T20	3.8	100	205	42	5
46563025	T25	4.4	100	205	50	5
46563027	T27	5.0	115	230	90	5
46563030	T30	5.5	115	230	90	5
46563040	T40	6.6	115	240	120	5
46563045	T45	7.8	130	255	118	5

4734 Cross-head screwdrivers DRALL

- Phillips-Recess®
- DIN ISO 8764-1, -2, ISO 8764-1, -2
- stubby
- Chrome Alloy Steel, chrome plated
- black tips



Code	PH size	L ₁ mm	L ₂ mm	g	
47341001	1	25	80	27	10
47341002	2	25	80	31	10

4744 Cross-head screwdrivers DRALL

- POZIDRIV/SUPADRIV®
- DIN ISO 8764-1, -2, ISO 8764-1, -2
- stubby
- Chrome Alloy Steel, chrome plated
- black tips



Code	PZ size	L ₁ mm	L ₂ mm	g	
47441001	1	25	80	28	10
47441002	2	25	80	34	10

10507N KK Ball ended hexagon drivers DRALL+

- for use on hexagon socket head screws
- swivel angle up to 25° each side
- Chrome Alloy Steel, chrome plated
- black tips



Code	mm	L ₁ mm	L ₂ mm	g	
73103003	3	300	385	56	5
73103005	5	300	415	132	10

12500N Nut spinners DRALL+

- DIN 3125
- Chrome Vanadium, chrome plated



Code	mm	L ₁ mm	L ₂ mm	g	
43093004	4	125	230	58	10
43093045	4.5	125	230	49	10
43093005	5	125	230	58	10
43093055	5.5	125	230	58	10
43093006	6	125	240	98	10
43093007	7	125	240	114	10
43093008	8	125	240	115	10
43093009	9	125	240	118	10
43093010	10	125	240	122	10
43093011	11	125	250	160	5
43093012	12	125	250	168	5
43093013	13	125	250	170	5

12506 Nut spinners DRALL+

- flexible
- max. torque 8 N·m
- matt chrome plated



Code	mm	L ₁ mm	L ₂ mm	g	
43103206	6	175	290	167	10
43103207	7	175	290	168	10
43103208	8	175	290	170	10

ES 12500N/7

- 175 x 350 x 39 mm
- 7 pieces



Code	g
96838300	1060

No	Content
12500N	7; 8; 9; 10; 11; 12; 13 mm

TCS 12500N/5

- 175 x 350 x 45 mm
- 5 pieces



Code	g
96838757	730

No	Content
12500N	7; 8; 10; 12; 13 mm

4691/7 DRALL⁺ set of screwdrivers

 Set of 7 **DRALL⁺** screwdrivers

Content:

⊖ 4620:

- size 1 (0.6 x 3.5 x 75 mm)
- size 2 (0.8 x 4.0 x 100 mm)
- size 3 (1.0 x 5.5 x 125 mm)
- size 4 (1.2 x 6.5 x 150 mm)

⊕ 4628: size 1 (0.4 x 2.5 x 60 mm)

⊕ 4630: PH1; PH2



Code	g
96 46 91 15	580 1

4697/8 DRALL⁺ set of screwdrivers

 Set of 8 **DRALL⁺** screwdrivers

Content:

⊖ 4620:

- size 1 (0.6 x 3.5 x 75 mm)
- size 2 (0.8 x 4.0 x 100 mm)

⊖ 4622:

- size 1 (1.0 x 5.5 x 100 mm)
- size 2 (1.2 x 6.5 x 125 mm)
- size 3 (1.2 x 8.0 x 150 mm)

⊕ 4732: PH1; PH2; PH3



Code	g
96 46 97 15	930 1

4692/8 DRALL⁺ set of screwdrivers

 Set of 8 **DRALL⁺** screwdrivers

Content:

⊖ 4620:

- size 1 (0.6 x 3.5 x 75 mm)
- size 2 (0.8 x 4.0 x 100 mm)
- size 3 (1.0 x 5.5 x 125 mm)
- size 4 (1.2 x 6.5 x 150 mm)
- size 5 (1.6 x 8.0 x 175 mm)

⊕ 4630: PH1; PH2; PH3



Code	g
96 46 92 15	840 1

4694/9 DRALL⁺ set of TORX[®] screwdrivers

 Set of 9 **DRALL⁺** screwdrivers

 for TORX[®] screws

Content:

- ⊕ 4650: T8, T9, T10, T15, T20, T25, T27, T30, T40



Code	g
96 46 94 15	730 1

4693/9 DRALL⁺ set of screwdrivers

 Set of 9 **DRALL⁺** screwdrivers

Content:

⊖ 4622:

- size 1 (1.0 x 5.5 x 100 mm)
- size 2 (1.2 x 6.5 x 125 mm)
- size 3 (1.2 x 8.0 x 150 mm)
- size 4 (1.6 x 10.0 x 175 mm)

⊕ 4628: size 1 (0.4 x 2.5 x 60 mm)

⊕ 4632: PH1; PH2

⊖ 4724: size 2 (1.0 x 5.5 x 25 mm)

⊕ 4734: PH2



Code	g
96 46 93 15	950 1

4699/9 DRALL⁺ set of TORX[®] screwdrivers

 Set of 9 **DRALL⁺** screwdrivers

 for TORX[®] screws

 (TORX[®] TAMPER RESISTANT).

Content:

- ⊕ 4656: T8, T9, T10, T15, T20, T25, T27, T30, T40

(with hollow point)



Code	g
96 46 99 15	740 1

TCS 4620/4630


- 175 x 350 x 35 mm
- 7 pieces



Code	g
96 83 82 78	590

No	Content
4620	size 1 (0.6 x 3.5 x 75 mm) size 2 (0.8 x 4.0 x 100 mm) size 3 (1.0 x 5.5 x 125 mm) size 4 (1.2 x 6.5 x 150 mm)
4630	PH1; PH2; PH3

6

Screwdrivers

TCS 4620/4640



- 175 x 350 x 40 mm
- 7 pieces

Code	g
96838784	410

No	Content
4620	size 1 (0.6 x 3.5 x 75 mm) size 2 (0.8 x 4.0 x 100 mm) size 3 (1.0 x 5.5 x 125 mm) size 4 (1.2 x 6.5 x 150 mm)
4640	PZ1; PZ2; PZ3

TCS 4622/4632



- 175 x 350 x 35 mm
- 6 pieces

Code	g
96838783	845

No	Content
4622	size 1 (1.0 x 5.5 x 100 mm) size 2 (1.2 x 6.5 x 125 mm) size 3 (1.2 x 8.0 x 150 mm) size 4 (1.6 x 10.0 x 175 mm)
4632	PH2; PH3

TCS 4620-4734/8



- 175 x 350 x 40 mm
- 8 pieces

Code	g
96838769	503

No	Content
4620	size 1 (0.6 x 3.5 x 75 mm) size 3 (1.0 x 5.5 x 125 mm) size 4 (1.2 x 6.5 x 150 mm)
4628	size 1 (0.4 x 2.5 x 60 mm)
4630	PH1; PH2
4724	size 2 (1.0 x 5.5 x 25 mm)
4734	PH2

TCS 4620/4660VDE+10767



- 530 x 350 x 35 mm
- 27 pieces

Code	g
96831168	2200

No	Content
4620	size 1 (0.6 x 3.5 x 75 mm) size 2 (0.8 x 4.0 x 100 mm) size 4 (1.2 x 6.5 x 150 mm) size 5 (1.6 x 8.0 x 175 mm) size 6 (1.6 x 10.0 x 200 mm) size 7 (2.0 x 12.0 x 200 mm)
4628	size 1 (0.4 x 2.5 x 60 mm)
4630	PH1; PH2; PH3
4632	PH4
4640	PZ0; PZ1; PZ2
4660 VDE	size 1 (0.4 x 2.5 x 75 mm)
4724	size 2 (1.0 x 5.5 x 25 mm)
4734	PH2
4744	PZ1
10767/9	1.5; 2; 2.5; 3; 4; 5; 6; 8; 10 mm

TCS 4620/4660VDE



- 530 x 350 x 40 mm
- 18 pieces

Code	g
96831179	1689

No	Content
4620	size 1 (0.6 x 3.5 x 75 mm) size 2 (0.8 x 4.0 x 100 mm) size 4 (1.2 x 6.5 x 150 mm) size 5 (1.6 x 8.0 x 175 mm) size 6 (1.6 x 10.0 x 200 mm) size 7 (2.0 x 12.0 x 200 mm)
4628	size 1 (0.4 x 2.5 x 60 mm)
4630	PH1; PH2; PH3
4632	PH4
4640	PZ0; PZ1; PZ2
4660 VDE	size 1 (0.4 x 2.5 x 75 mm)
4724	size 2 (1.0 x 5.5 x 25 mm)
4734	PH2
4744	PZ1

TCS 4621/4734/16


- 530 x 350 x 40 mm
- 16 pieces

Code	Δ⊗ g
9683 2098	1490

No	Content
4621	size 0 (0.4 x 2.5 x 80 mm) size 1 (0.5 x 3.5 x 90 mm) size 2 (0.6 x 4.0 x 100 mm) size 4 (1.0 x 6.5 x 140 mm) size 5 (1.2 x 8.0 x 160 mm)
4631	PH1; PH2
4632	PH1; PH2; PH3
4724	size 2 (1.0 x 5.5 x 25 mm)
4734	PH2
10506	0.8 x 4.0 x 300 mm
10518	1.0 x 5.5 x 410 mm
12600	500 g
12922E	∅ 6 mm

TCS 4622/4650+10760+10766


- 530 x 350 x 40 mm
- 36 pieces

Code	Δ⊗ g
9683 1196	1895

No	Content
4622	size 1 (1.0 x 5.5 x 100 mm) size 2 (1.2 x 6.5 x 125 mm) size 4 (1.6 x 10.0 x 175 mm) size 5 (2.0 x 12.0 x 200 mm)
4630	PH1
4632	PH3
4650	sizes T6; T7; T8; T9; T10; T15; T20; T25; T27; T30
4724	size 2 (1.0 x 5.5 x 25 mm)
4734	PH2
10760CV/9	1.5; 2; 2.5; 3; 4; 5; 6; 8; 10 mm
10766/9	sizes T8; T9; T10; T15; T20; T25; T27; T30; T40

TCS 4650


- 175 x 350 x 35 mm
- 8 pieces

Code	Δ⊗ g
9683 8767	340

No	Content
4650	sizes T8; T9; T10; T15; T20; T25; T27; T30

Tool Control System.
Safety-conscious inlays.


Designed to fit our Tool Trolleys and Tool Boxes. With yellow signal cut-outs to show whether all the tools are in their places.

6

Tool Trolley 95VA.
Good is now better.


STAHLWILLE's Tool Trolley 95VA is equipped with a three-stage safety system - to ensure maximum safety.

It's all in the handle. 3K DRALL® screwdrivers.



High-grade materials and ergonomic design that redefines standards: STAHLWILLE's 3K DRALL® screwdrivers unite these positive qualities in a manner which is close to perfect. The result is a long-life, ergonomically designed tool providing strain-free working combined with maximum force transmission - even with greasy hands.



RESILIENT.

3K DRALL® grips consist of 3 components: a highly resistant core made of polypropylene (PP **1**), a soft insert made of skin-friendly thermoplastic elastomer **2** and two special fibre-coated surfaces **3** for a significant improvement in power transmission and occupational safety.



SAFE.

The blades are made of exceptionally fine industrial-grade chrome alloy steel, through-hardened and anchored in the grip in such a way that they stay there.



ROBUST.

Whether you use the straight-bladed or Phillips/Pozidriv type - the cross-hatched blade tips will accurately and safely transmit maximum force to the screw head.



VERSATILE.

The lever hole allows even more power and torque if necessary.



CONVENIENT.

The screwdrivers are available in a set - either conveniently housed in plastic inlays or TCS safety inlays, designed for use with STAHLWILLE Tool Trolleys and Tool Boxes.

4820 3K DRALL® screwdrivers for slotted screws

- DIN 5265, ISO 2380
- Chrome Alloy Steel, matt chrome plated
- black tips



Code	a mm	b mm	L ₁ mm	L ₂ mm	△△ g	📦
4820 1035	0.6	3.5	75	170	63	10
4820 1040	0.8	4.0	100	195	32	10
4820 2055	1.0	5.5	125	220	58	10
4820 1065	1.2	6.5	150	265	100	10
4820 1080	1.6	8.0	175	290	120	10
4820 1100	1.6	10.0	200	315	158	5
4820 2100	2.0	12.0	250	375	218	5

4830 3K DRALL® cross-head screwdrivers

- Phillips-Recess®
- DIN 5262, ISO 8764
- Chrome Alloy Steel, matt chrome plated
- black tips



Code	PH size	L ₁ mm	L ₂ mm	△△ g	📦
4830 1000	0	60	155	28	10
4830 1001	1	80	175	50	10
4830 1002	2	100	215	70	10
4830 1003	3	150	275	126	5
4830 1004	4	200	325	251	5

4840 3K DRALL® cross-head screwdrivers

- POZIDRIV/SUPADRIV®
- DIN 5262, ISO 8764
- Chrome Alloy Steel, matt chrome plated
- black tips



Code	PZ size	L ₁ mm	L ₂ mm	△△ g	📦
4840 1001	1	80	175	33	10
4840 1002	2	100	215	70	10

4856 3K DRALL® TORX® screwdrivers

- with hollow point (TORX® TAMPER RESISTANT)
- Chrome Alloy Steel, matt chrome plated
- black tips



Code	size	mm	L ₁ mm	L ₂ mm	△△ g	📦
4856 0006	T6 *	1.6	50	145	45	5
4856 0007	T7	2.0	50	145	37	5
4856 0008	T8	2.3	60	155	39	5
4856 0009	T9	2.5	60	155	50	5
4856 0010	T10	2.7	80	175	26	5
4856 0015	T15	3.3	80	175	52	5
4856 0020	T20	3.8	100	215	32	5
4856 0025	T25	4.4	100	215	55	5
4856 0027	T27	5.0	115	230	58	5
4856 0030	T30	5.5	115	230	63	5
4856 0040	T40	6.6	115	240	86	5

* without hollow point

4891 3K DRALL® set of screwdrivers

- Set of 6 3K DRALL® screwdrivers
Content:
- ⊖ 4820: 0.6 x 3.5 x 75 mm
 - 0.8 x 4.0 x 100 mm
 - 1.0 x 5.5 x 125 mm
 - 1.2 x 6.5 x 150 mm
 - ⊕ 4830: PH1; PH2



Code	△△ g	📦
964891 10	530	1

4892 3K DRALL® set of screwdrivers

- Set of 8 3K DRALL® screwdrivers
Content:
- ⊖ 4820: 0.6 x 3.5 x 75 mm
 - 0.8 x 4.0 x 100 mm
 - 1.0 x 5.5 x 125 mm
 - 1.2 x 6.5 x 150 mm
 - 1.6 x 8.0 x 175 mm
 - ⊕ 4830: PH1; PH2; PH3



Code	△△ g	📦
964892 10	745	1


4899 3K DRALL® set of TORX® screwdrivers

- Set of 9 3K DRALL® screwdrivers for TORX® screws (TORX® TAMPER RESISTANT).
Content:
- ⊕ 4856: T8; T9; T10; T15; T20; T25; T27; T30; T40 (with hollow point)




Code	△△ g	📦
964899 10	513	1

TCS 4820/4830



- 175 x 350 x 35 mm
- 7 pieces



Code	△△ g
968381 84	555

No	Content
4820	size 0.6 x 3.5 x 75 mm size 0.8 x 4.0 x 100 mm size 1.0 x 5.5 x 125 mm size 1.2 x 6.5 x 150 mm
4830	PH1; PH2; PH3

6

TCS 4724/4840+10767



- 530 x 350 x 45 mm
- 24 pieces

Code		g
96830706		1755
No	Content	
4628	size 1 (0.4 x 2.5 x 60 mm)	
4724	size 2 (1.0 x 5.5 x 25 mm)	
4734	PH2	
4744	PZ1	
4820	size 0.6 x 3.5 x 75 mm size 0.8 x 4.0 x 100 mm size 1.2 x 6.5 x 150 mm size 1.6 x 10.0 x 200 mm size 2.0 x 12.0 x 250 mm	
4830	PH1; PH2; PH3	
4840	PZ1	
10767/9	1.5; 2; 2.5; 3; 4; 5; 6; 8; 10 mm	
7756		
12922E	∅ 6 mm	

TCS 4856



- 175 x 350 x 40 mm
- 7 pieces

Code		g
96838755		447
No	Content	
4856	sizes T8; T9; T10; T15; T20; T25; T30	

4798 Set of reversible screwdrivers

- bag made of extremely tough textile
- Content: 11 pieces
- ⊖ 0.6 x 3.5; 0.8 x 4.0; 1.0 x 5.5; 1.2 x 6.5 mm
- ⊕ PH1; PH2
- ⊕ PZ1; PZ2
- 3; 4; 5; 6 mm
- 3; 4; 5; 6 mm (ball end)
- T10; T15; T20; T25; T30; T40



Code		g	☐
96479802		745	1

Electronics screwdrivers

4751 ⊖ Screwdrivers for slotted screws

- DIN ISO 8764



Code	size	a mm	b mm	L ₁ mm	L ₂ mm	g	☐
47513001	1	0.16	0.8	40	140	12	5
47513002	2	0.18	1.0	40	140	12	5
47513003	3	0.25	1.2	40	140	12	5
47513004	4	0.3	1.5	40	140	12	5
47513005	5	0.3	1.8	60	160	12	5
47513006	6	0.4	2.0	60	160	12	5
47513007	7	0.4	2.5	75	175	12	5
47513008	8	0.5	3.0	75	175	14	5

4752 ⊕ Cross-head screwdrivers

- Phillips-Recess®
- DIN ISO 2380



Code	PH size	L ₁ mm	L ₂ mm	⊕ M	americ. No	∅ mm	g	☐
47523010	00	40	140	-	-	2.5	12	5
47523020	0	60	160	-2	0-1	3	14	5
47523001	1	80	180	2-3	2-4	4.5	24	5

4753 ● Hexagon socket screwdrivers



Code	mm/"	L ₁ mm	L ₂ mm	g	☐
47533007	0.7 / 0.028	40	140	12	5
47533009	0.9 / 0.035	40	140	12	5
47533013	1.3 / 0.050	40	140	12	5
47533015	1.5	50	150	12	5

4797 Set of electronic screwdrivers

- bag made of extremely tough textile
- Content 7 pieces:
- ⊖ 4751: size 4 (0.3 x 1.5 x 40 mm); size 6 (0.4 x 2.0 x 60 mm); size 7 (0.4 x 2.5 x 75 mm); size 8 (0.5 x 3.0 x 75 mm)
- ⊕ 4752: PH00, PH0, PH1



Code		g	☐
96479715		234	1

10768 T-handled screwdrivers

- for socket head screws
- Chrome Vanadium, matt chrome plated
- black tips



Code	mm	L ₁ mm	L ₂ mm	g	
43250020	2	100	116	10	10
43250025	2.5	100	116	12	10
43250030	3	150	166	17	10
43250040	4	150	175	45	10
43250050	5	200	225	60	10
43250060	6	200	225	78	10
43250080	8	200	235	150	5
43250100	10	200	235	210	5


10768-2K Hexagon key wrenches

- with 2-component T-handle
- for socket head screws
- with two tips
- Chrome Vanadium, matt chrome plated
- black tips



Code	mm	L ₁ mm	L ₂ mm	g	
43252020	2	100	125	33	10
43252025	2.5	100	125	42	10
43252030	3	150	174	42	10
43252040	4	150	176	50	10
43252050	5	200	227	73	10
43252060	6	200	228	92	10
43252080	8	200	235	178	5
43252100	10	200	235	247	5

ES 10768/6



- 350 x 350 x 37 mm
- 6 pieces

Code	g
96838119	780

No	Content
10768	3; 4; 5; 6; 8; 10 mm

TCS 10768-2K/6




- 350 x 350 x 40 mm
- 6 pieces

Code	g
96838753	792

No	Content
10768-2K	3; 4; 5; 6; 8; 10 mm

TCS 10768/8



- 350 x 350 x 40 mm
- 8 pieces

Code	g
96838786	800

No	Content
10768	2; 2.5; 3; 4; 5; 6; 8; 10 mm

10769 TORX®-screwdrivers

- T-handled
- for inside TORX® screws
- Chrome Vanadium, matt chrome plated
- black tips



Code	size	mm	L ₁ mm	L ₂ mm	g	
43290008	T8	2.3	80	96	12	5
43290009	T9	2.5	80	96	13	5
43290010	T10	2.7	100	116	14	5
43290015	T15	3.3	100	116	16	10
43290020	T20	3.8	100	125	36	10
43290025	T25	4.4	110	135	41	10
43290027	T27	5	110	135	49	10
43290030	T30	5.5	130	155	59	10
43290040	T40	6.6	130	165	102	10
43290045	T45	7.8	130	165	119	10
43290050	T50	8.8	130	165	137	5

6

ES 10769/7



- 175 x 350 x 35 mm
- 7 pieces

Code	g
96838120	450

No	Content
10769	sizes T10; T15; T20; T25; T27; T30; T40

ES 10769B/7



- 175 x 350 x 35 mm
- 7 pieces

Code	g
96838129	420

No	Content
10769B	sizes T10; T15; T20; T25; T27; T30; T40

TCS 10769+10771/17



TCS



- 350 x 350 x 30 mm
- 17 pieces

Code	g
96832099	940

No	Content
10769	sizes T9; T10; T15; T20; T25; T30; T40; T45; T50
10771/8	sizes T9; T10; T15; T20; T25; T27; T30; T40

12507-2K T-handled nut spinners

- with 2-component T-handle
- Chrome Vanadium, matt chrome plated



Code	mm	L ₁ mm	L ₂ mm	g	g
43232060	6	200	224	83	10
43232070	7	200	234	115	10
43232080	8	200	234	135	10
43232090	9	200	234	137	10
43232100	10	200	234	160	10
43232110	11	200	240	169	5
43232120	12	200	240	171	5
43232130	13	200	240	176	5

TCS 12507-2K/5



TCS



- 175 x 350 x 40 mm
- 5 pieces

Code	g
96838761	792

No	Content
12507-2K	7; 8; 10; 12; 13 mm

10769B **TORX® screwdrivers with hollow point**

- with hollow point (TORX® TAMPER RESISTANT)
- shaft nickel-plated and chrome plated
- tips hardened
- Chrome Vanadium, matt chrome plated
- black tips



Code	size	mm	L ₁ mm	L ₂ mm	g	g
43300010	T10	2.7	100	116	14	5
43300015	T15	3.3	100	116	16	5
43300020	T20	3.8	100	125	36	5
43300025	T25	4.4	110	135	41	5
43300027	T27	5.0	110	135	49	5
43300030	T30	5.5	130	155	59	5
43300040	T40	6.6	130	165	102	5

TCS 10765/10768/12507/19


- 530 x 350 x 30 mm
- 19 pieces

Code	g
96830621	1610

No	Content
10765/9	1.5; 2; 2.5; 3; 4; 5; 6; 8; 10 mm
10768	2.5; 3; 4; 5; 6; 8; 10 mm
12507-2K	8; 10; 13 mm

10546 **Offset screwdrivers**

- DIN 5200
- for slotted screws
- centre handle covered with impact proof plastic
- Chrome Vanadium, chrome plated



Code	size	a mm	b mm	L mm	g	
73272001	1	0.6	3.5	90	9	10
73272002	2	0.8	4	100	12	10
73272003	3	1	5.5	125	29	10
73272004	4	1.2	8	150	69	10

10551 **Offset screwdrivers**

- DIN 5208
- for recessed head screws, Phillips-Recess*
- centre handle covered with impact proof plastic
- Chrome Vanadium, chrome plated



Code	PH size	L mm	g	
73282012	1 x 2	125	29	10
73282023	2 x 3	150	73	10

10760CV **Hexagon key wrenches**

- DIN ISO 2936
- for socket head screws
- Chrome Vanadium, nickel-plated (sizes 0.7; 0.9; 1.3 mm, gunmetal finish)



Code	mm	L ₁ mm	L ₂ mm	g	
43150070	0.7	8	32	1	10
43150090	0.9	10	32	1	10
43150130	1.3	12	40	1	10
43150150	1.5	14	45	1	10
43150002	2	16	50	2	10
43150250	2.5	18	56	3	10
43150003	3	20	63	4	10
43150350	3.5	22	66	7	10
43150004	4	25	70	10	10
43150005	5	28	80	18	10
43150006	6	32	90	29	10
43150007	7	34	95	42	10
43150008	8	36	100	59	10
43150009	9	38	105	80	10
43150010	10	40	112	103	10
43150011	11	42	119	130	10
43150012	12	45	125	169	5
43150014	14	56	140	261	5
43150017	17	63	160	442	5
43150019	19	70	180	603	5
43150022	22	80	200	895	1
43150024	24	90	224	1220	1
43150027	27	100	250	1692	1
43150030	30	112	280	2434	1
43150032	32	125	315	3117	1
43150036	36	140	355	4430	1

10760aCV **Hexagon key wrenches**

- for socket head screws
- Chrome Vanadium, nickel-plated (sizes 0.028; 0.035; 0.050 ", gunmetal finish)



Code	"	L ₁ mm	L ₂ mm	g	
43150070	0.028	8	32	1	10
43150090	0.035	10	32	1	10
43150130	0.050	12	40	1	10
43550003	3/64	14	45	1	10
43550004	1/16	15	45	1	10
43550005	5/64	16	50	2	10
43550006	3/32	17	51	3	10
43550007	7/64	20	54	4	10
43550008	1/8	22	57	5	10
43550009	9/64	23	63	7	10
43550010	5/32	25	65	10	10
43550012	3/16	29	70	15	10
43550014	7/32	32	80	23	10
43550016	1/4	32	87	32	10
43550018	9/32	35	95	45	10
43550020	5/16	40	98	59	10
43550022	11/32	41	105	75	10
43550024	3/8	45	110	95	10
43550028	7/16	48	124	143	10
43550032	1/2	50	133	201	5
43550034	9/16	57	152	292	5
43550036	5/8	59	160	380	5
43550040	3/4	70	180	605	5
43550044	7/8	80	200	945	1

6

Screwdrivers

10760CV Hexagon key wrenches

- DIN ISO 2936 (metric)
- for socket head screws
- Chrome Vanadium, nickel-plated



Code	No	g	📦
96435505	10760CV/8 ¹⁾ NEW	708	1
96431501	10760CV/9 ²⁾	252	1
96435504	10760aCV/10T ³⁾	286	1
96435502	10760aCV/13 ⁴⁾	126	1

¹⁾ Content: 3; 4; 5; 6; 8; 10; 12; 14 mm (in textile bag)

²⁾ Content: 1.5; 2; 2.5; 3; 4; 5; 6; 8; 10 mm (in holder)

³⁾ Content: 1/16; 5/64; 3/32; 1/8; 5/32; 3/16; 7/32; 1/4; 5/16; 3/8" (in textile bag)

⁴⁾ Content (in two holders): 0.028; 0.035; 0.050; 1/16; 5/64; 3/32; 7/64; 1/8; 9/64; 5/32; 3/16; 7/32; 1/4"

10765 Hexagon key wrenches

- DIN ISO 2936
- for socket head screws
- extra long
- Chrome Vanadium, nickel-plated



Code	mm	L ₁ mm	L ₂ mm	g	📦
43210015	1.5	14	90	3	10
43210002	2	16	100	3	10
43210025	2.5	18	112	5	10
43210003	3	20	126	9	10
43210004	4	25	140	20	10
43210005	5	28	160	31	10
43210006	6	32	180	50	10
43210007	7	34	190	74	10
43210008	8	36	200	100	10
43210009	9	38	210	134	10
43210010	10	40	224	179	10
43210012	12	45	250	287	5
43210014	14	56	280	440	5
43210017	17	63	320	742	5
43210019	19	70	360	1048	5

10765/9 Hexagon key wrenches

- for socket head screws
- DIN ISO 2936
- extra long
- Chrome Vanadium, nickel-plated
- content: 1.5; 2; 2.5; 3; 4; 5; 6; 8; 10 mm
- in holder



Code	g	📦
96432101	415	5

10766 Key wrenches

- for inside TORX® screws
- Chrome Vanadium, chrome plated



Code	size	mm	L ₁ mm	L ₂ mm	g	📦
43220008	T8	2.3	16	44	3	10
43220009	T9	2.5	16	48	3	10
43220010	T10	2.7	17	51	3	10
43220015	T15	3.3	18	54	5	10
43220020	T20	3.8	19	57	7	10
43220025	T25	4.4	20	60	9	10
43220027	T27	5.0	21	64	15	10
43220030	T30	5.5	24	70	20	10
43220040	T40	6.6	26	76	29	10

10766 Key wrenches

- for inside TORX® screws
- Chrome Vanadium, chrome plated
- in holder



Code	No	g	📦
96432201	10766/6 ¹⁾	105	1
96432202	10766/9 ²⁾	120	1

¹⁾ Content: sizes T15; T20; T25; T27; T30; T40

²⁾ Content: sizes T8; T9; T10; T15; T20; T25; T27; T30; T40

10771 Key wrenches

- for inside TORX® screws
- extra long
- with ball end on long arm
- swivel angle up to 25° each side
- Chrome Vanadium, gunmetal finish



Code	size	mm	L ₁ mm	L ₂ mm	g	📦
43270010	T10	2.7	23	121	10	5
43270015	T15	3.3	27	136	10	5
43270020	T20	3.8	29	148	20	5
43270025	T25	4.4	33	163	24	5
43270027	T27	5.0	36	176	28	5
43270030	T30	5.5	38	191	30	5
43270040	T40	6.6	43	210	35	5

10771/8 Key wrenches

- for inside TORX® screws
- extra long
- with ball end on long arm
- swivel angle up to 25° each side
- Chrome Vanadium, gunmetal finished
- Content: sizes T9; T10; T15; T20; T25; T27; T30; T40
- in holder



Code	g	📦
96432701	290	1

10767 ● Ball ended hexagon key wrenches

- for hexagon socket head screws
- with ball end on long arm
- swivel angle up to 25° each side
- Chrome Vanadium, gunmetal finish



Code	mm	L ₁ mm	L ₂ mm	g	
43570130	1.3	12	72	1	10
43260015	1.5	14	89	2	10
43260002	2	16	99	3	10
43260025	2.5	18	112	5	10
43260003	3	20	124	8	10
43260004	4	25	138	17	10
43260005	5	28	158	30	10
43260006	6	32	178	50	10
43260008	8	36	198	99	10
43260010	10	40	222	175	10
43260012	12	45	248	280	10

10767a ● Ball ended hexagon key wrenches

- for hexagon socket head screws
- with ball end on long arm
- swivel angle up to 25° each side
- Chrome Vanadium, gunmetal finish



Code	"	L ₁ mm	L ₂ mm	g	
43570004	1/16	14	78	2	10
43570005	5/64	16	87	4	10
43570006	3/32	18	99	5	10
43570007	7/64	20	108	8	10
43570008	1/8	20	119	10	10
43570009	9/64	23	132	13	10
43570010	5/32	25	145	17	10
43570012	3/16	26	159	26	10
43570014	7/32	29	170	39	10
43570016	1/4	31	184	60	10
43570020	5/16	36	202	100	10
43570024	3/8	38	222	157	10

10767 Ball ended hexagon key wrenches

- Chrome Vanadium, gunmetal finish
- in holder



Code	No	g	
96432601	10767/9 ¹⁾	411	5
96435701	10767a/8 ²⁾	280	1
96435702	10767a/13 ³⁾	465	1

¹⁾ Content: 1.5; 2; 2.5; 3; 4; 5; 6; 8; 10 mm

²⁾ Content: 5/64; 3/32; 1/8; 5/32; 3/16; 7/32; 1/4; 5/16"

³⁾ Content: 0.050; 1/16; 5/64; 3/32; 7/64; 1/8; 9/64; 5/32; 3/16; 7/32; 1/4; 5/16; 3/8"

10767H ● Ball ended hexagon key wrenches

- for hexagon key wrenches
- swivel angle up to 25° each side
- with ball end on long arm
- facilitates quick, safe work in awkward places
- screws stay on the head once attached
- Chrome Vanadium, gunmetal finish



Code	mm	L ₁ mm	L ₂ mm	g	
46231003	3	20	126	8	10
46231004	4	25	140	17	10
46231005	5	28	160	30	10
46231006	6	32	180	50	10
46231008	8	36	200	100	10
46231010	10	40	224	175	10

10767H/9 ● Set: Ball ended hexagon key wrenches

- for recessed hexagonal screws
- swivel angle up to 25° each side
- from size 3 mm with ring
- with ball end on long arm
- facilitates quick, safe work in awkward places
- screws stay on the head once attached
- Chrome Vanadium, gunmetal finish
- Content: 1.5; 2; 2.5; 3; 4; 5; 6; 8; 10 mm
- in holder



Code	g	
96432602	401	5

6



7 PLIERS & CUTTERS

Combination pliers, flat nose pliers,
round nose pliers, snipe nose pliers
>> Page 273



Circlip pliers
>> Page 278



Waterpump pliers, pipe wrenches
>> Page 280



Self grip wrenches
>> Page 282



Wire twisting pliers, connector pliers
>> Page 285



Side cutters, oblique cutter,
top cutters
>> Page 286



Plastic sidecutters
>> Page 288



Wire stripping pliers, cable shear, crimping pliers,
various cutting pliers
>> Page 289



Sets of tools
>> Page 292



Electronics pliers
>> Page 294



Accurate. Strong. Reliable.
STAHLWILLE pliers, cutters & wrenches.



For accurate work and a powerful grip – STAHLWILLE pliers & cutters with multi-component grips. The carefully crafted handle shape and the surface texture ensure firm grip and strain-free handling – even with greasy hands. The special plastic we have used is also resistant to aggressive fluids and, at the end of the lifecycle, can be properly disposed of, because it does not contain PVC.



7

DURABLE.

Smooth-running lap-joints and high-quality materials for a long tool life.

SAFE.

The anti-slip protection prevents your hands slipping off towards the jaws.

ERGONOMICALLY REFINED.

Work without repetitive strain injury thanks to ergonomically designed cushion grip handles.



ACCURATE.

Specially hardened, high-precision cutting edges enable clean, effortless cutting, even of piano wire.

Combination pliers

6501 Combination pliers

- DIN ISO 5746
- precision cutting edges for all wires, incl. piano wire
- induction hardened cutting edges, approx. 62 HRC
- for long life



Code	L mm	Head	Handles	③	④	⑤	⑥	△ g
65013160	160	polished	multi-component handles with softer layers	1.8	1.5	10	16	183
65013180	180			2	1.8	12	16	226
65013200	200			2.5	2	13	16	312
65015160	160	chrome plated	multi-component handles with softer layers	1.8	1.5	10	16	190
65015180	180			2	1.8	12	16	230
65015200	200			2.5	2	13	16	310
65016160	160	polished	dip-coated with sure-grip surface	1.8	1.5	10	16	165
65016180	180			2	1.8	12	16	205
65016200	200			2.5	2	13	16	288

③ Cutting capacity in mm for hard wire
④ Cutting capacity in mm for piano wire

⑤ Cutting capacity in mm for cable
⑥ Cutting capacity in mm² for cable

Flat nose pliers

6507 Flat nose pliers, short

- DIN ISO 5745
- short, flat serrated jaws



Code	L mm	Head	Handles	L ₃ mm	W mm	T mm	h mm	b mm	△ g
65075160	160	chrome plated	multi-component handles with softer layers	30	17	10	5	9	180
65076160	160	polished	dip-coated with sure-grip surface	30	17	10	5	9	151

6508 Flat nose pliers, long

- DIN ISO 5745
- long, flat serrated jaws



Code	L mm	Head	Handles	L ₃ mm	W mm	T mm	h mm	b mm	△ g
65085160	160	chrome plated	multi-component handles with softer layers	50	15	8	3	5	160
65086160	160	polished	dip-coated with sure-grip surface	50	15	8	3	5	113

6509 Flat nose pliers, long, with cutter

- designed for gripping and manipulating electronic components
- long, thin, flat serrated jaws
- induction hardened cutting edges approx. 60 HRC
- for soft and hard wires



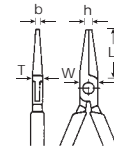
Code	L mm	Head	Handles	L ₃ mm	W mm	T mm	h mm	b mm	△ g
65095160	160	chrome plated	multi-component handles with softer layers	50	15	8	3	5	160

7

Pliers & cutters

6510 Mechanics flat nose pliers

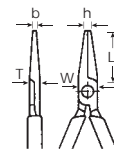
- designed for use in fine mechanical and electronics industries
- flat, slim, long serrated jaws
- box joint, for long life
- serrated gripping areas



Code	L mm	Head	Handles	L ₃ mm	W mm	T mm	h mm	b mm	Δ g
65105190	190	chrome plated	dip-coated with sure-grip surface	75	13.5	8.5	2	4.5	121

6516 Mechanics flat nose pliers

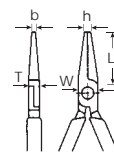
- designed for use by instrument mechanics
- flat blunt, serrated jaws
- wear resistant



Code	L mm	Head	Handles	L ₃ mm	W mm	T mm	h mm	b mm	Δ g
65165200	200	chrome plated	dip-coated with sure-grip surface	40	13.5	9.5	2.5	9.5	158

6511 Relay pliers

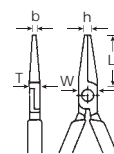
- DIN 5235
- Form A, flat pointed
- for use on contact and relay springs and on small components
- smooth jaws



Code	L mm	Head	Handles	L ₃ mm	W mm	T mm	h mm	b mm	Δ g
65115135	140	chrome plated	dip-coated with sure-grip surface	33	13	7.5	1	1.5	72

6512 Relay pliers

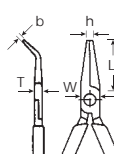
- DIN 5235
- Form B, flat blunt
- for use on contact and relay springs and on small components
- smooth jaws



Code	L mm	Head	Handles	L ₃ mm	W mm	T mm	h mm	b mm	Δ g
65125135	140	chrome plated	dip-coated with sure-grip surface	33	13	7.5	1	3.5	78

6513 Relay pliers

- DIN 5235
- Form C, flat bent, 45° in line with jaws
- for use on contact and relay springs and on small components
- smooth jaws



Code	L mm	Head	Handles	L ₃ mm	W mm	T mm	h mm	b mm	Δ g
65135135	140	chrome plated	dip-coated with sure-grip surface	31	13	7.5	1	3.5	78

6518 Mechanics gripping pliers

- Form A, flat blunt
- designed for use by instrument mechanics
- wide precision jaws, smooth, tapering
- box joint for precise movement



Code	L mm	Head	Handles	L ₃ mm	W mm	T mm	h mm	b mm	△ g
65185130	130	chrome plated	dip-coated with sure-grip surface	24	11.5	7	2	6.5	76

6519 Mechanics gripping pliers

- Form B, flat pointed
- designed for use by instrument mechanics
- flat pointed precision jaws, smooth, tapering
- box joint for precise movement



Code	L mm	Head	Handles	L ₃ mm	W mm	T mm	h mm	b mm	△ g
65195130	130	chrome plated	dip-coated with sure-grip surface	24	11.5	7	1.5	2	72

Round nose pliers

6523 Round nose pliers, short

- DIN ISO 5745
- for bending wire loops and rings
- short, round, ground jaws
- fine serrations on gripping areas



Code	L mm	Head	Handles	L ₃ mm	W mm	T mm	b mm	△ g
65235160	160	chrome plated	multi-component handles with softer layers	30	18	10	3	185

6524 Round nose pliers, long

- DIN ISO 5745
- for bending wire loops and rings
- long, round, ground jaws
- fine serrations on gripping areas



Code	L mm	Head	Handles	L ₃ mm	W mm	T mm	b mm	△ g
65245160	160	chrome plated	multi-component handles with softer layers	47	15.5	8.5	2.5	155

7

Snipe nose pliers

6529 Snipe nose pliers with cutter (radio- or telephone pliers)

- DIN ISO 5745
- Form A (straight)
- half round, long tapering, serrated jaws
- with burner hole
- precision cutting edges for soft and hard wires
- induction hardened cutting edges, approx. 60 HRC



Code	L mm	Head	Handles	L ₃ mm	W mm	T mm	h mm	b mm	⌀ g
65293145	140	polished	multi-component handles with softer layers	44	15	8	2.5	2	115
65293160	160			51	16	9	3	2.5	155
65293200	200			73	17	9	3	2.5	197
65295145	140	chrome plated	multi-component handles with softer layers	44	15	8	2.5	2	115
65295160	160			51	16	9	3	2.5	150
65295200	200			73	17	9	3	2.5	200
65296145	140	polished	dip-coated with sure-grip surface	44	15	8	2.5	2	92
65296160	160			51	16	9	3	2.5	125
65296200	200			73	17	9	3	2.5	187

6530 Snipe nose pliers with cutter (radio- or telephone pliers)

- DIN ISO 5745
- Form B, bent 45°
- half round, long tapering, serrated jaws
- with burner hole
- precision cutting edges for soft and hard wires
- induction hardened cutting edges, approx. 60 HRC



Code	L mm	Head	Handles	L ₂ mm	L ₃ mm	W mm	T mm	h mm	b mm	⌀ g
65303160	160	polished	multi-component handles with softer layers	24	55	16	9	3	2.5	145
65303200	200			28	76	17	9	3.5	2.5	198
65305160	160	chrome plated	multi-component handles with softer layers	24	55	16	9	3	2.5	170
65305200	200			28	76	17	9	3.5	2.5	200
65306160	160	polished	dip-coated with sure-grip surface	24	55	16	9	3	2.5	146
65306200	200			28	76	17	9	3.5	2.5	178

6531 Mechanics snipe nose pliers


- Form A (straight)
- designed for use on miniature electronic and mechanical components
- half round extra thin, long tapering jaws with fine serration
- box joint for precise movement



Code	L mm	Head	Handles	L ₃ mm	W mm	T mm	h mm	b mm	⌀ g
65315170	170	chrome plated	dip-coated with sure-grip surface	63	13.5	8	2.5	2	101

6532 Mechanics snipe nose pliers


- Form B, bent 45°
- designed for use on miniature electronic and mechanical components
- half round extra thin, long tapering jaws with fine serrations
- box joint for precise movement



Code	L mm	Head	Handles	L ₂ mm	L ₃ mm	W mm	T mm	h mm	b mm	⌀ g
65325170	170	chrome plated	dip-coated with sure-grip surface	24	54	13.5	8	2.5	2	98

6533 Mechanics snipe nose pliers


- half round, long tapering, serrated jaws



Code	L mm	Head	Handles	L ₃ mm	W mm	T mm	h mm	b mm	g
65335160	160	chrome plated	dip-coated with sure-grip surface	50	15	8	3	2.5	129

6534 Mechanics snipe nose pliers

- Form A (straight)
- half round, long tapering, serrated jaws



Code	L mm	Head	Handles	L ₃ mm	W mm	T mm	h mm	b mm	g
65345200	200	chrome plated	multi-component handles with softer layers	76	16	10	3	2.5	220
65345280	280	chrome plated	dip-coated with sure-grip surface	73	20	9.5	3	2.5	255

6535 Mechanics snipe nose pliers

- Form B (bent 45°)
- half round, long tapering, serrated jaws



Code	L mm	Head	Handles	L ₂ mm	L ₃ mm	W mm	T mm	h mm	b mm	g
65355200	200	chrome plated	multi-component handles with softer layers	28	68	17	9.5	3.5	2.5	220
65355280	280	chrome plated	dip-coated with sure-grip surface	28	66	20	9.5	3	2.5	255

6536 Snipe nose pliers (needle pliers)


- DIN ISO 9655
- Form A (straight)
- designed for use on electronic components
- half round, extra long tapering jaws with fine serration



Code	L mm	Head	Handles	L ₃ mm	W mm	T mm	h mm	b mm	g
65365160	160	chrome plated	dip-coated with sure-grip surface	58	15	8.5	4	3	110

6537 Snipe nose pliers (needle pliers)

- Form B, bent 45°
- designed for use on electronic components
- half round, extra long tapering jaws with fine serration



Code	L mm	Head	Handles	L ₂ mm	L ₃ mm	W mm	T mm	h mm	b mm	g
65375160	160	chrome plated	dip-coated with sure-grip surface	25	54	14	8	1	3	115

Pliers & cutters

6538 Mechanics snipe nose pliers

- designed for use on miniature mechanical components
- half round tapering jaws
- wear resisting serration



Code	L mm	Head	Handles	L ₃ mm	W mm	T mm	h mm	b mm	g
65385200	200	chrome plated	dip-coated with sure-grip surface	38	13	9.5	2.5	2	157

Circlip Pliers

6543 Circlip pliers for inside circlips

- DIN 5256 C
- straight
- H.D. drop forged
- precision points



Code	size	L mm	tips ∅ mm	for circlips mm	Head	Handles	g
65434000	J 0	140	0.9	8-13	matchrome plated	chrome plated, chequered	90
65434001	J 1	140	1.3	12-25			90
65434002	J 2	180	1.8	19-60			135
65434003	J 3	225	2.3	40-100			195
65434004	J 4	320	3.2	85-140			419
65436000	J 0	140	0.9	8-13	polished	dip-coated with sure-grip surface	100
65436001	J 1	140	1.3	12-25			100
65436002	J 2	180	1.8	19-60			150
65436003	J 3	225	2.3	40-100			215
65436004	J 4	320	3.2	85-140			462

6544 Circlip pliers for inside circlips

- DIN 5256 D
- bent 90°
- H.D. drop forged
- precision points



Code	size	L mm	tips ∅ mm	for circlips mm	Head	Handles	g
65444001	J 01	130	0.9	8-13	matchrome plated	chrome plated, chequered	90
65444011	J 11	130	1.3	12-25			90
65444021	J 21	170	1.8	19-60			135
65444031	J 31	215	2.3	40-100			195
65444041	J 41	300	3.2	85-140			416
65446001	J 01	130	0.9	8-13	polished	dip-coated with sure-grip surface	100
65446011	J 11	130	1.3	12-25			100
65446021	J 21	170	1.8	19-60			150
65446031	J 31	215	2.3	40-100			215
65446041	J 41	300	3.2	85-140			432

6545 Circlip pliers for outside circlips

- DIN 5254 A
- straight
- H.D. drop forged
- precision points
- with wear resistant compression spring



Code	size	L mm	tips Ø mm	for circlips mm	Head	Handles	⚖ g
65454000	A 0	140	0.9	3-10	matchrome plated	chrome plated, chequered	95
65454001	A 1	140	1.3	10-25			95
65454002	A 2	180	1.8	19-60			145
65454003	A 3	210	2.3	40-100			205
65454004	A 4	315	3.2	85-140			437
65456000	A 0	140	0.9	3-10	polished	dip-coated with sure-grip surface	105
65456001	A 1	140	1.3	10-25			105
65456002	A 2	180	1.8	19-60			160
65456003	A 3	210	2.3	40-100			232
65456004	A 4	315	3.2	85-140			491

6546 Circlip pliers for outside circlips

- DIN 5254 B
- bent 90°
- H.D. drop forged
- precision points
- with wear resistant compression spring



Code	size	L mm	tips Ø mm	for circlips mm	Head	Handles	⚖ g
65464001	A 01	125	0.9	3-10	matchrome plated	chrome plated, chequered	95
65464011	A 11	125	1.3	10-25			95
65464021	A 21	170	1.8	19-60			145
65464031	A 31	200	2.3	40-100			111
65464041	A 41	290	3.2	85-140			431
65466001	A 01	125	0.9	3-10	polished	dip-coated with sure-grip surface	105
65466011	A 11	125	1.3	10-25			105
65466021	A 21	170	1.8	19-60			160
65466031	A 31	200	2.3	40-100			236
65466041	A 41	290	3.2	85-140			468

6547 Special circlip pliers for slotted circlips

- for slotted circlips (as used on shafts of engines, gearboxes, differentials, clutches etc.)
- with wear resistant compression spring



Code	L mm	Head	Handles	⚖ g
65474170	170	matchrome plated	chrome plated, chequered	154
65476170	170	polished	dip-coated with sure-grip surface	162

Waterpump Pliers

6551 Waterpump pliers

- DIN ISO 8976 (No 207 c)
- box joint
- 7 adjustment positions (175 mm 6 adjustment positions)
- anti-squeeze protection
- Chrome Vanadium



Code	L mm	Jaw opening max. mm	Head	Handles	⚖ g
65515240	245	34	chrome plated	multi-component handles with softer layers	330
65516175	177	24	black lacquered, jaws polished	black lacquered, box frame polished, dip-coated	173
65516240	240	34			320
65516300	302	45			520

6572 Waterpump pliers FastGRIP

- patent
- DIN ISO 8976
- box joint with dual support
- fast adjustment on the work piece via push button
- freely and easily adjustable with 10 snap-in points (180 mm), 12 snap-in points (240 mm), 15 snap-in points (300 mm)
- induction hardened jaw toothing - extremely hard and durable
- safety clamping protection against squeezing injuries
- Chrome Vanadium



Code	L mm	Jaw opening max. mm	Head	Handles	⚖ g
65726180	180	28	polished	dip-coated with sure-grip surface	236
65726240	240	37			405
65726300	300	44			530

6573 PowerGRIP pliers wrench

- patent
- box joint
- fast adjustment via button press directly on the work piece
- freely adjustable, easy super fine adjustment
- high transmission ratio for noticeable amplification of manual force
- for work pieces with parallel surfaces (nuts, screws etc.)
- also ideal for bending thin parallel work pieces (e.g. metal sheet)
- parallel jaws without profile to protect surface coated work pieces
- "ratchet effect" for screws by using the jaw stroke
- extremely resistant overall construction, high quality tempered



Code	L mm	Jaw opening max. mm	Head	Handles	⚖ g
65735180	192	36	chrome plated	dip-coated with sure-grip surface	291
65735250	253	46			485
65735300	300	60			661

6554 Waterpump pliers, with rapid adjustment

- DIN ISO 8976 (No 207 c)
- box joint "hook" adjustment
- jaw with slot
- Chrome Vanadium



Code	L mm	Jaw opening max. mm	Head	Handles	⚖ g
65544250	255 ¹⁾	52	chrome plated	chrome plated, chequered	476
65544375	375	61			1066

¹⁾ anti-squeeze protection

6954 Spare springs for No 6554

Code	Spare spring for No	⚖ g
69540002	65544250	3
69540003	65544375	4

6515 MINI-waterpump pliers

- box joint
- 4 adjustment positions
- anti-squeeze protection
- Chrome Vanadium



Code	L mm	Jaw opening max. mm	Head	Handles	⚖ g
65156125	125	25	black lacquered, polished	dip-coated with sure-grip surface	118

Pipe Wrenches

6549 Pipe wrenches

- Type B
- 45°
- DIN 5234



Code	size	L mm	Jaw opening max. mm	Head	Handles	⚖ g
65490315	1	330	35	red lacquered	red lacquered	780
65490420	1 1/2	445	62			1626
65490555	2	560	78			2780

6556 Swedish pattern wrenches

- Type A
- 90°
- DIN 5234



Code	size	L mm	Jaw opening max. mm	Head	Handles	⚖ g
65560310	1	320	44	red lacquered	red lacquered	780
65560420	1 1/2	420	64			1560
65560560	2	540	83			2676

6557 S-shaped Swedish pattern wrenches

- Type C
- DIN 5234



Code	size	L mm	Jaw opening max. mm	Head	Handles	⚖ g
65570320	1	330	40	red lacquered, polished	red lacquered	811
65570416	1 1/2	440	60			1595
65570535	2	560	70			2677

7

Pliers & cutters

6558 "Heavy-duty" pipe wrenches

- US-standard GGG-W-651 Type II, category A



Code	size	L mm	Jaw opening max. mm	Head	Handles	⚖ g
65580250	10"	250	49	black lacquered, polished	red lacquered	805
65580300	12"	300	61			1255
65580350	14"	350	61			1665
65580450	18"	450	77			2660
65580600	24"	600	90			3955

6559 "Stillson" pipe wrenches

- US-standard GGG-W-651 Type I, category A



Code	size	L mm	Jaw opening max. mm	Head	Handles	⚖ g
65590250	10"	250	35	black lacquered, polished	red lacquered	550
65590300	12"	300	43			750
65590350	14"	350	49			1080
65590450	18"	450	61			1725
65590600	24"	600	77			2745

Self Grip Wrenches

6561 Wide jaw self grip wrench

- 80 mm jaw width, quick release lever
- Chrome Vanadium



Code	L mm	S mm	Head	Handles	⚖ g
65612175	175	20	bright nickel-plated	bright nickel-plated	364

6562 Parallel jaw self grip wrench

- forged jaws, quick release lever
- Chrome Vanadium



Code	L mm	S mm	Head	Handles	⚖ g
65622250	250	50	bright nickel-plated	bright nickel-plated	700

6562/1, 6562/2 Parallel jaw self grip wrenches

- forged jaws, quick release lever
- for small round parts (V-cutout in one jaw) and also suitable for larger workpieces
- also ideal for gently gripping sensitive workpieces
- Chrome Vanadium



Code	L mm	S mm	Head	Handles	g
6562 2100	250	100	bright nickel-plated	bright nickel-plated	998
6562 2200	250	200			1100

6962 Plastic protective jaws for parallel jaw self grip wrenches No 6562/1 and No 6562/2

- 1 pair
- provides additional protection for clamped workpieces

Code	g
69620001	10

6563 Universal self grip wrenches

- forged jaws (one straight, one contoured), quick release lever
- Chrome Vanadium

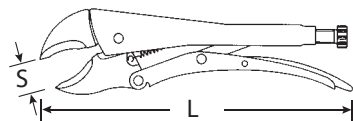


Code	L mm	S mm	Head	Handles	g
6563 2175	175	25	bright nickel-plated	bright nickel-plated	365
6563 2250	250	30			500

7

6564 Self grip wrenches

- forged contoured jaws
- quick release lever, wire cutter
- Chrome Vanadium



Code	L mm	S mm	Head	Handles	g
6564 2145	145	14	bright nickel-plated	bright nickel-plated	175
6564 2175	175	30			323
6564 2250	250	40			550
6564 2300	300	65			977

Pliers & cutters

6565 Welders self grip wrench

- with quick release lever
- malleable cast iron jaws
- Chrome Vanadium



Code	L mm	S mm	Head	Handles	⚖ g
6565 22 80	280	65	bright nickel-plated	bright nickel-plated	941

6566 Pipe welders self grip wrench

- with quick release lever
- malleable cast iron jaws
- Chrome Vanadium



Code	L mm	S mm	Head	Handles	⚖ g
6566 22 80	280	85	bright nickel-plated	bright nickel-plated	944

6567 C-Clamp self grip wrenches

- with quick release lever
- Chrome Vanadium



Code	L mm	S mm	Head	Handles	⚖ g
6567 21 75	175	75	bright nickel-plated	bright nickel-plated	236
6567 22 80	280	85			694

6568 Long reach grip wrenches

- extra large capacity
- quick release lever
- Chrome Vanadium



Code	L mm	S mm	Head	Handles	⚖ g
6568 24 60	460	180	bright nickel-plated	bright nickel-plated	1100
6568 26 00	600	240			1372

6571 Long nose self grip wrench

- specially suitable for narrow, tapering access
- with quick-release lever
- Chrome Vanadium



Code	L mm	S mm	Head	Handles	⚖ g
6571 21 65	165	23	bright nickel-plated	bright nickel-plated	190

Wire Twisting Pliers

6575 Wire twisting pliers

- for wire locking of metal fasteners
- with side cutter, serrated jaws for positive grip
- jaws angled by 40°
- suitable for locking wires up to \varnothing 1.6 mm (dec. in. 0.06)
- **for clockwise and anticlockwise use**
- with automatic return action
- Chrome Vanadium



Code	L mm	Head	Handles	Δ g
6575 1220	230	gunmetal finish, polished	gunmetal finish	330
6575 1280	280			440



7

Various Gripping Pliers

6576N Connector pliers

- replaceable plastic jaws
- 4 adj. positions
- for use on screw connections incl. Canon-connectors, or any light alloy or other tube connections, surfaces of which must not be damaged
- Chrome Vanadium



Code	L mm	Head	Handles	Δ g
6576 5231	230	chrome plated	with dip-coated	288

6976 Loose plastic jaws for No 6576N

Code	Δ g
6976 0001	4

Side Cutters

6600 Side cutters

- DIN ISO 5749
- Form B
- precision cutting edges for all wires incl. piano wire

- high quality alloy steel
- bevelled cutting edges induction hardened, approx. 63 HRC



Code	L mm	Head	Handles	e mm	h mm	b mm	①	②	③	④	g
66003130	125	polished	multi-component handles with softer layers	24	17	8.6	2.8	2.3	1.5	1.25	110
66003145	140			25.7	18.5	8.2	3	2.5	1.8	1.6	147
66003160	160			29.5	22.5	9.5	3	2.8	2	1.6	188
66003180	180			32	23.5	11	3.8	3	2.5	2	242
66005130	125	chrome plated	multi-component handles with softer layers	24	17	8.6	2.8	2.3	1.5	1.25	105
66005145	140			25.7	18.5	8.2	3	2.5	1.8	1.6	160
66005160	160			29.5	22.5	9.5	3	2.8	2	1.6	190
66005180	180			32	23.5	11	3.8	3	2.5	2	255
66006130	125	polished	dip-coated with suregrip surface	24	17	8.6	2.8	2.3	1.5	1.25	92
66006145	140			25.7	18.5	8.2	3	2.5	1.8	1.6	121
66006160	160			29.5	22.5	9.5	3	2.8	2	1.6	165
66006180	180			32	23.5	11	3.8	3	2.5	2	205

① Cutting capacity in mm for soft wire

② Cutting capacity in mm for medium hard wire

③ Cutting capacity in mm for hard wire

④ Cutting capacity in mm for piano wire

6602 Heavy-duty side cutters

- DIN ISO 5749
- Form A
- precision cutting edges for all wires incl. piano wire

- high quality alloy steel
- bevelled cutting edges induction hardened, approx. 63 HRC



Code	L mm	Head	Handles	e mm	h mm	b mm	①	②	③	④	g
66023140	140	polished	multi-component handles with softer layers	23.5	20	9	4	3.1	2	1.5	156
66023160	160			25.5	25	9.5	4	3.4	2.5	2	203
66023180	180			27.5	26.5	10.5	4	3.8	2.7	2.2	251
66023200	200			31	28	11.5	4	4	3	2.5	305
66023250	250			32	29.5	12	4	4	3.5	3	407
66025140	140	chrome plated	multi-component handles with softer layers	23.5	20	9	4	3.1	2	1.5	145
66025160	160			25.5	25	9.5	4	3.4	2.5	2	210
66025180	180			27.5	26.5	10.5	4	3.8	2.7	2.2	245
66025200	200			31	28	11.5	4	4	3	2.5	310
66025250	250			32	29.5	12	4	4	3.5	3	409
66026140	140	polished	dip-coated with suregrip surface	23.5	20	9	4	3.1	2	1.5	140
66026160	160			25.5	25	9.5	4	3.4	2.5	2	170
66026180	180			27.5	26.5	10.5	4	3.8	2.7	2.2	230
66026200	200			31	28	11.5	4	4	3	2.5	260
66026250	250			32	29.5	12	4	4	3.5	3	375

① Cutting capacity in mm for soft wire

② Cutting capacity in mm for medium hard wire

③ Cutting capacity in mm for hard wire

④ Cutting capacity in mm for piano wire

6601 Side cutter

- as No 6600, fitted with double leaf spring
- mini bevel



Code	L mm	Head	Handles	e mm	h mm	b mm	①	②	③	④	△△ g
66016110	110	polished	dip-coated with suregrip surface	15	15	8.5	2.5	1.5	1.2	0.8	79

① Cutting capacity in mm for soft wire

② Cutting capacity in mm for hard wire

③ Cutting capacity in mm for medium hard wire

④ Cutting capacity in mm for piano wire

Oblique Cutter

6612 Mechanics oblique cutter

- suitable for use on miniature mechanical and electronic components
- precision cutting edges for hard and soft wire
- head angled by 28°
- Cu-wire 0,25 mm ϕ may be cut at tips
- alloy steel of highest quality
- induction hardened mini-bevelled cutting edges, approx. 60 HRC



Code	L mm	Head	Handles	e mm	h mm	b mm	①	②	③	△△ g
66125185	185	chrome plated	dip-coated with sure-grip surface	14	13.5	9.5	2	1.8	1.5	145

① Cutting capacity in mm for soft wire

② Cutting capacity in mm for hard wire

③ Cutting capacity in mm for medium hard wire

Top Cutters

6618 Heavy-duty top cutters

- DIN ISO 5748
- precision cutting edges for all wires, incl. piano wire
- alloy steel of highest quality
- induction hardened bevelled cutting edges, approx. 63 HRC



Code	L mm	Head	Handles	e mm	h mm	b ₁ mm	b ₂ mm	①	②	③	④	△△ g
66185160	160	chrome plated	multi-component handles with softer layers	17	26	11.5	24	3.8	3	2.5	2	240
66186160	160	polished	dip-coated with sure-grip surface	17	26	11.5	24	3.8	3	2.5	2	211

① Cutting capacity in mm for soft wire

② Cutting capacity in mm for hard wire

③ Cutting capacity in mm for medium hard wire

④ Cutting capacity in mm for piano wire

6617 Lever action top cutters

- DIN ISO 5748
- for piano wire
- special steel



Code	L mm	Head	Handles	①	②	③	④	△△ g
66170180	180	polished	black lacquered	3.5	3	2.5	2.25	394
66170215	215			4	3.5	2.8	2.5	440
66170235	235			4	3.5	3	2.75	467

① Cutting capacity in mm for soft wire

② Cutting capacity in mm for hard wire

③ Cutting capacity in mm for medium hard wire

④ Cutting capacity in mm for piano wire

Plastic side-cutters

6670 Plastic side-cutter ✂

- for plastic injection mouldings
- with particularly narrow, straight cutting edges
- with no bevel to enable flush trimming of sprues and burrs
- only for thin sprues made of soft thermoplastic
- with spring-loaded opening
- induction-hardened cutting edges



Code	L mm	Head	Handles	e mm	h mm	b mm	g
66706120	120	polished	dip-coated with sure-grip surface	13	11	7	56

6671 Plastic side-cutter ✂

- for plastic injection mouldings
- with particularly narrow, straight cutting edges
- 45° angled
- with no bevel to enable flush trimming of sprues and burrs
- only for thin sprues made of soft thermoplastic
- with spring-loaded opening
- induction-hardened cutting edges



Code	L mm	Head	Handles	e mm	h mm	b mm	g
66716120	120	polished	dip-coated with sure-grip surface	12	11	7	56

6672 Plastic side-cutters ✂

- for plastic injection mouldings
- with straight cutting edges
- 20° angled
- with no bevel to enable flush trimming of sprues and burrs
- with spring-loaded opening
- induction-hardened cutting edges



Code	L mm	Head	Handles	e mm	h mm	b mm	g
66726130	130	polished	dip-coated with sure-grip surface	22	16	9	107
66726145	145			25	17	10	120
66726160	160			28	18	10	161

7

6673 Plastic side-cutters ✂

- for plastic injection mouldings
- with raised cutting edges
- 20° angled
- with no bevel to enable flush trimming of sprues and burrs
- with spring-loaded opening
- induction-hardened cutting edges



Code	L mm	Head	Handles	e mm	h mm	b mm	g
66736130	130	polished	dip-coated with sure-grip surface	22	17	8.5	107
66736145	145			23	18	9.5	119
66736160	160			28	18	10.5	165

6674 Plastic side-cutter ✂

- for plastic injection mouldings
- with convex cutting edge
- with no bevel to enable flush trimming of sprues and burrs
- with spring-loaded opening
- induction-hardened cutting edges



Code	L mm	Head	Handles	e mm	h mm	b mm	g
66746160	160	polished	dip-coated with sure-grip surface	28	20	11	162

6676 Plastic side-cutters

- for plastic injection mouldings
- with straight cutting edges
- 30° angled
- with no bevel to enable flush trimming of sprues and burrs
- with spring-loaded opening
- induction-hardened cutting edges



Code	L mm	Head	Handles	e mm	h mm	b mm	g
66766130	130	polished	dip-coated with sure-grip surface	19	16.5	8.5	105
66766145	145			21	18.5	9.5	125
66766160	160			28	20	11	165

6677 Plastic side-cutter

- for plastic injection mouldings
- with straight cutting edges
- 90° angled
- with no bevel to enable flush trimming of sprues and burrs
- with spring-loaded opening
- induction-hardened cutting edges



Code	L mm	Head	Handles	e mm	h mm	b mm	g
66776160	160	polished	dip-coated with sure-grip surface	25	21	10	166

Wire Stripping Pliers

6622 Wire stripping pliers

- with adjustment screw to cut insulation only on wire or cable
- max. 5 mm ϕ 10 mm² conductor cross-section



Code	L mm	Head	Handles	g
66225160	160	chrome plated	multi-component handles with softer layers	195
66226160	160	polished	dip-coated with sure-grip surface	134

6623 Wire stripping pliers

- for wires from 0.5 to 5 mm ϕ
- self adjusting
- cutter hole for cutting wire or stranded wires up to 5 mm ϕ
- special steel



Code	L mm	Head	Handles	g
66235160	160	chrome plated	multi-component handles with softer layers	175

6923 Replacement stripping knives (1 pair) for No 6623

Code	g
69230001	11

6624 Wire stripping pliers

- for wires from 0.3 to 1.2 mm ϕ
- self adjusting
- cutter hole for cutting wire or stranded wires up to 5 mm ϕ
- special alloy steel



Code	L mm	Head	Handles	g
66245160	160	chrome plated	multi-component handles with softer layers	186

Cable Shear

6630 Cable shear

- for copper- and light alloy cables
- easy, single handed operation
- special cutting edges geometry to avoid pressure marks and frayed ends
- adjustable joint
- anti-squeeze protection
- not suitable for steel- or armoured cables



Code	L mm	Head	Handles	⑦	⑧	⑨	△ g
66305220	220	chrome-plated	dip-coated with sure-grip surface	16	35	70	290

⑦ cutting capacity in mm² for single wire Al-/Cu-Cable ⑧ cutting capacity in mm² for thin wire Al-/Cu-Cable
 ⑨ cutting capacity in mm² for multiple wire Al-/Cu-Cable

Crimping Pliers

6634 Crimping pliers

- with half round profile
- for reliable crimping of terminal sleeves DIN 46228
- 8 deep slots with tapering side walls
- crimping within the size marked profiles in one operation



Code	L mm	Head	Handles	crimping range mm ²	△ g
66346220	220	gunmetal finish	dip-coated with sure-grip surface	0.25; 0.5; 0.75; 1; 1.5; 2.5; 4; 6; 10; 16	240

6637 Crimping pliers

- for use with terminal sleeves with or without an insulating collar in accordance with DIN 46228
- high precision crimping
- easy-action force transmission coupled with simple handling
- unlockable autolock
- accurately ground profiles
- crimp shape: □



Code	L mm	Head	Handles	crimping range mm ²	△ g
66370195	195	gunmetal finish	with plastic sleeves	0.08 - 10	298

6638 Crimping pliers

- for red/blue/yellow insulated cable lugs, pin-type cable lugs, flat plugs and sleeves, round plugs and sleeves, butt and parallel connectors
- unlockable autolock
- easy handling
- stripping and cutting device, refer to No 6966
- crimp shape: ○



Code	L mm	Head	Handles	crimping range mm ²	△ g
66380220	220	gunmetal finish	with plastic sleeves	red = 0.5-1 (AWG 20-18); blue = 1.5-2.5 (AWG 16-14); yellow = 4-6 (AWG 12-10)	477

6639 Crimping pliers

- for non-insulated flat plugs and flat sleeves for nominal DIN widths F2.8; F4.8; F6.3; F9.5
- unlockable autolock
- easy handling
- stripping and cutting device, refer to No 6966
- crimp shape: ○



Code	L mm	Head	Handles	crimping range mm ²	△ g
66390220	220	gunmetal finish	with plastic sleeves	0.25-0.5 (AWG 24-20); 0.5-1 (AWG 20-18); 4-6 (AWG 12-10); 1.5-2.5 (AWG 16-14)	483

6640 Crimping pliers

- for non-insulated cable lugs and tubular cable lugs with closed crimp sleeves
- unlockable autolock
- easy handling
- stripping and cutting device, refer to No 6966
- crimp shape:



Code	L mm	Head	Handles	crimping range mm ²	△ g
66400220	220	gunmetal finish	with plastic sleeves	0.1-0.35 (AWG 26-22); 0.5-1 (AWG 20-18); 1.5-2.5 (AWG 16-14); 4-6 (AWG 12-10); 10-16 (AWG 8-6)	465

6641 Crimping pliers

- for use with terminal sleeves with or without an insulating collar in accordance with DIN 46228
- unlockable autolock
- easy handling
- stripping and cutting device, refer to No 6966
- crimp shape:



Code	L mm	Head	Handles	crimping range mm ²	△ g
66410220	220	gunmetal finish	with plastic sleeves	0.14-0.5;0.75-1.5;2.5;4;6;10	536

6966 Stripping and cutting tool

- for stripping wires from 0.5 to 6 mm ϕ
- cables can also be cut
- for use with crimping pliers No 6638, 6639, 6640 and 6641



Code	△ g
69660000	37

Various Cutting Pliers

6660 Steel fixers pincers

- DIN ISO 9242
- limit on opening angle to ensure single-handed closure (registered design)
- little effort required due to optimised cutter geometry
- induction-hardened cutters provide excellent resistance to wear
- special steel
- drop-forged
- oil hardened



Code	L mm	Head	Handles	△ g
66601220	224	polished	black lacquered	318
66601250	250			390
66601280	280			475

6661 Pincers

- DIN ISO 9243
- special steel
- drop-forged
- oil hardened



Code	L mm	Head	Handles	△ g
66611180	180	polished	black lacquered	322
66611200	200			350

Pliers & cutters

6662 Heavy-duty steel fixer pincers

- DIN ISO 9243
- induction-hardened cutting edges
- high wear resistance
- extremely low cutting force effort due to very large lever effect and optimum cutting edges geometry
- clearly damped cutting shock due to "elastic" pliers body, therefore ideal for continuous use special steel
- ultra-slim design, ideal for binding recessed reinforcing bars
- special steel
- drop-forged
- oil hardened



Code	L mm	Head	Handles	♻️ g
66624300	300	chrome plated, polished	chrome plated	478

6706 Set with 3 pliers, polished

dip-coated,
in plastic inlay
Content:

- 6501** Combination pliers,
180 mm
- 6602** Heavy-duty side cutter,
160 mm
- 6529** Snipe nose pliers,
200 mm



Code	♻️ g
96650008	750

6705 Set with 3 pliers, polished

dip-coated,
in plastic inlay
Content:

- 6551** Waterpump pliers,
240 mm, lacquered
- 6501** Combination pliers,
180 mm
- 6602** Heavy-duty side cutter,
160 mm



Code	♻️ g
96650007	880

6703 Set with 3 pliers, chrome plated

multi-component handles with
softer layers,
in plastic inlay
Content:

- 6501** Combination pliers,
180 mm
- 6602** Heavy-duty side cutter,
160 mm
- 6529** Snipe nose pliers,
200 mm



Code	♻️ g
96650005	810

6704 Set with 3 pliers, chrome plated

multi-component handles with
softer layers (No 6501, 6602),
in plastic inlay
Content:

- 6551** Waterpump pliers,
240 mm
- 6501** Combination pliers,
180 mm
- 6602** Heavy-duty side cutter,
160 mm



Code	♻️ g
96650006	900

6702 Set with 4 pliers, chrome plated

handles chequered, in plastic inlay
Content:

- 6543** Circlip pliers,
J2
- 6544** Circlip pliers,
J21
- 6545** Circlip pliers,
A2
- 6546** Circlip pliers,
A21



Code	♻️ g
96650004	590

Sets of pliers in plastic inlays also suitable for workbench No WB620, tool trolleys No 90, 95, 95VA, 98VA, magazine case No 920 and wheely box No 922N (modular system see page 46-79)

ES 6501-6602/7A



- 530 x 350 x 40 mm
- 7 pieces

Code	g
96838121	2085

No	
	65015180 180 mm
	65295200 200 mm
	65434002 J2 180 mm
	65454002 A2 180 mm
	65516240 240 mm
	65642250 250 mm
	66025160 160 mm

ES 6501-6602/7B



- 530 x 350 x 40 mm
- 7 pieces

Code	g
96838132	2055

No	
	65015200 200 mm
	65295160 160 mm
	65434002 J2 180 mm
	65454002 A2 180 mm
	65516240 240 mm
	65642250 250 mm
	66025160 160 mm

TCS 6501-6602/3




- 175 x 350 x 40 mm
- 3 pieces

Code	g
96838775	1125

No	
	65015200 200 mm
	65516300 302 mm
	66025180 180 mm

TCS 6501-6602/4



- 175 x 350 x 35 mm
- 4 pieces

Code	g
96838179	1070

No	
	65015180 180 mm
	65295200 200 mm
	65516240 240 mm
	66025160 160 mm

TCS 6501-6602/4N



- 175 x 350 x 35 mm
- 4 pieces

Code	g
96830622	1145

No	
	65015180 180 mm
	65295200 200 mm
	65726240 240 mm
	66025160 160 mm

Pliers & cutters

TCS 6543-6564/3



- 175 x 350 x 30 mm
- 3 pieces

Code	g
96838180	975

No		
	65434002	J2 180 mm
	65454002	A2 180 mm
	65642250	250 mm

TCS 6543-6546/4




- 175 x 350 x 30 mm
- 4 pieces

Code	g
96830608	626

No		
	65434002	J2 180 mm
	65444021	J21 170 mm
	65454002	A2 180 mm
	65464021	A21 170 mm

TCS 6534-6545/6



- 350 x 350 x 30 mm
- 6 pieces

Code	g
96832100	1070

No		
	65345280	280 mm
	65355200	200 mm
	65434001	J1 140 mm
	65434002	J2 180 mm
	65454001	A1 140 mm
	65454002	A2 180 mm

7

Electronics Pliers, suitable for electrostatic discharge (ESD) applications

6517 Electronics flat nose pliers

- DIN ISO 9655
- designed for use on miniature electronic and mechanical components
- welded on double leaf spring
- precision jaws, smooth, tapering
- box joint for precise movement



Code	L mm	Head	Handles	L ₃ mm	W mm	T mm	h mm	b mm	g
65176120	125	polished	dip-coated with sure-grip surface, ESD applications	20	9	6.5	1.5	3	47

6526 Electronics round nose pliers

- DIN ISO 9655
- designed for use on miniature electronic and mechanical components
- welded on double leaf spring
- smooth, thin, round precision jaws
- box joint for precise movement



Code	L mm	Head	Handles	L ₃ mm	W mm	T mm	b mm	g
65266120	125	polished	dip-coated with sure-grip surface, ESD applications	22	9	6.5	1.25	45

6540 Electronics snipe nose pliers

- DIN ISO 9655
- designed for use on miniature electronic and mechanical components
- welded on double leaf spring
- half round, smooth precision jaws, tapering
- box joint for precise movement



Code	L mm	Head	Handles	L ₃ mm	W mm	T mm	h mm	b mm	g
65406120	125	polished	dip-coated with sure-grip surface, ESD applications	21	9	6.5	1	1	50

6603 Electronics side cutter

- strong, slim pattern
- suitable for use on miniature electronic components
- precision cutting edges, mini bevel, suitable for soft and hard wire, incl. piano wire
- Cu-wire of 0.2 mm ϕ can be cut at the tips
- welded on double leaf spring
- alloy steel of highest quality
- induction hardened cutting edges, approx. 63 HRC



Code	L mm	Head	Handles	e mm	h mm	b mm	①	②	③	④	g
66036115	115	polished	dip-coated with sure-grip surface, ESD applications	14	11	6.5	1.5	1	0.8	0.5	60

① Cutting capacity in mm for soft wire

③ Cutting capacity in mm for hard wire

② Cutting capacity in mm for medium hard wire

④ Cutting capacity in mm for piano wire

6605 Electronics side cutter

- DIN ISO 9654
- with wire catch to prevent uncontrolled disposal of off-cuts
- box joint for precise movement
- precision cutting edges, mini bevel, suitable for soft and hard wire
- welded on double leaf spring
- alloy steel of highest quality
- induction hardened cutting edges, approx. 63 HRC



Code	L mm	Head	Handles	e mm	h mm	b mm	①	②	③	④	g
66056110	112	polished	dip-coated with sure-grip surface, ESD applications	13	10.5	7	1.5	1	0.8	0.6	64

① Cutting capacity in mm for soft wire

③ Cutting capacity in mm for hard wire

② Cutting capacity in mm for medium hard wire

④ Cutting capacity in mm for piano wire

6606 Electronics side cutters

- DIN ISO 9654
- strong model
- box joint for precise movement
- precision cutting edges, mini bevel, suitable for piano wire
- Cu-wire 0.25 mm ϕ can be cut at tips
- welded on double leaf spring
- alloy steel of highest quality
- induction hardened cutting edges, approx. 63 HRC



Code	L mm	Head	Handles	e mm	h mm	b mm	①	②	③	④	g
66066110	112	polished	dip-coated with sure-grip surface, ESD applications	13	12	7.5	1.5	1	0.8	0.6	64
66066130	125			18	16	10	1.7	1.2	1	0.8	104

① Cutting capacity in mm for soft wire

③ Cutting capacity in mm for hard wire

② Cutting capacity in mm for medium hard wire

④ Cutting capacity in mm for piano wire

7

6607 Electronics side cutters

- DIN ISO 9654
- slim tapered head for use in confined spaces
- box joint for precise movement
- precision cutting edges, no bevel suitable for flush cutting of soft and medium hard wire
- Cu- and diode wires
- welded on double leaf spring
- alloy steel of highest quality
- induction hardened cutting edges, approx. 63 HRC



Code	L mm	Head	Handles	e mm	h mm	b mm	①	②	△ g
66076110	112	polished	dip-coated with sure-grip surface, ESD applications	13	12	7.5	1.5	1	64
66076130	125			18	16	10	1.5	1	104

① Cutting capacity in mm for soft wire

② Cutting capacity in mm for medium hard wire

6604 Mini-electronics side cutter

- DIN ISO 9654
- light, slim pattern, especially suitable for use on miniature electronic components
- precision cutting edges
- mini bevel, suitable for soft and hard wire
- Cu-wire of 0.2 mm ϕ can be cut at the tips
- welded on double leaf spring
- alloy steel of highest quality
- induction hardened cutting edges, approx. 63 HRC



Code	L mm	Head	Handles	e mm	h mm	b mm	①	②	③	④	△ g
66046110	112	polished	dip-coated with sure-grip surface, ESD applications	11	9	6	1	0.8	0.6	0.4	49

① Cutting capacity in mm for soft wire

② Cutting capacity in mm for hard wire

③ Cutting capacity in mm for medium hard wire

④ Cutting capacity in mm for piano wire

6613 Electronics oblique cutter

- DIN ISO 9654
- tapered head for use in confined spaces
- precision cutting edges for hard and soft wire
- head angled by 55°
- Cu-wire 0.25 mm ϕ may be cut at the tips
- welded on double leaf spring
- alloy steel of highest quality
- induction hardened mini-bevelled cutting edges, approx. 62 HRC



Code	L mm	Head	Handles	e mm	h mm	b ₁ mm	b ₂ mm	①	②	③	④	△ g
66136115	112	polished	dip-coated with sure-grip surface, ESD applications	11	11	7.5	10.5	1	0.8	0.6	0.4	60

① Cutting capacity in mm for soft wire

② Cutting capacity in mm for hard wire

③ Cutting capacity in mm for medium hard wire

④ Cutting capacity in mm for piano wire

6614 Electronics oblique cutter

- DIN ISO 9654
- as No 6613, but without bevelled cutting edges
- for flush cutting of soft and medium hard Cu- and diode wires



Code	L mm	Head	Handles	e mm	h mm	b ₁ mm	b ₂ mm	①	②	△ g
66146115	112	polished	dip-coated with sure-grip surface, ESD applications	11	11	7.5	10.5	1	0.6	55

① Cutting capacity in mm for soft wire

② Cutting capacity in mm for medium hard wire

6615 Electronics oblique cutter

- DIN ISO 9654
- slim, extended head for delicate cuts in confined spaces
- box joint for precise movement
- precision cutting edges with mini bevel for Cu- and diode wires
- head angled by 30°
- welded on double leaf spring
- alloy steel of highest quality



Code	L mm	Head	Handles	L ₂ mm	L ₃ mm	h mm	b mm	①	②	△ g
66156115	112	polished	dip-coated with sure-grip surface, ESD applications	8	18	8	6	0.6	0.3	47

① Cutting capacity in mm for soft wire

② Cutting capacity in mm for medium hard wire

6619 Electronics top cutter

- DIN ISO 9654
- slim long head for use in confined space
- box joint for precise movement
- precision cutting edges for Cu- and diode wires
- mini-bevel
- welded on double leaf spring
- alloy steel of highest quality



Code	L mm	Head	Handles	e mm	h mm	b ₁ mm	b ₂ mm	①	②	△ g
66196115	112	polished	dip-coated with sure-grip surface, ESD applications	15.5	5.5	6	5	0.6	0.3	65

① Cutting capacity in mm for soft wire

② Cutting capacity in mm for medium hard wire

6620 Electronics top cutter

- DIN ISO 9654
- precision cutting edges for soft and hard wires
- mini-bevel
- head angled 90°
- pointed head
- Cu-wire 0.25 mm ϕ may be cut at the tips
- welded on double leaf spring
- alloy steel of highest quality
- induction hardened cutting edges, approx. 60 HRC



Code	L mm	Head	Handles	e mm	h mm	b ₁ mm	b ₂ mm	①	②	③	④	△ g
66206115	112	polished	dip-coated with sure-grip surface, ESD applications	6.5	11	7.5	11	1	0.8	0.6	0.4	83

① Cutting capacity in mm for soft wire

② Cutting capacity in mm for hard wire

③ Cutting capacity in mm for medium hard wire

④ Cutting capacity in mm for piano wire

6621 Electronics top cutter

- DIN ISO 9654
- as No 6620, but without bevelled cutting edge
- for flush cutting of soft and medium hard Cu- and diode wires
- alloy steel of highest quality
- induction hardened cutting edges, approx. 60 HRC



Code	L mm	Head	Handles	e mm	h mm	b ₁ mm	b ₂ mm	①	②	△ g
66216115	112	polished	dip-coated with sure-grip surface, ESD applications	6.5	11	7.5	11	1	0.6	84

① Cutting capacity in mm for soft wire

② Cutting capacity in mm for medium hard wire

7



8 TUBE TOOLS, OTHER TOOLS

Pipe tools
>> Page 302



Hammers
>> Page 303



Chisels, drift pins, centre punches, pin punches
>> Page 304



Scrapers, files, hacksaws
>> Page 308



Thread tools
>> Page 310



Screw extractor, stud remover, nut splitters
>> Page 310



Measuring tools
>> Page 311



Ratchet tap holders
>> Page 312



Miscellaneous tools
>> Page 312



Torches
>> Page 315



Tweezers, wire cutter
>> Page 316




As versatile as the work day is demanding.
STAHLWILLE problem-solvers.



Approved procedures are becoming ever more complex and special-purpose tools are often required for service and repair work. Screw extractors, hooks and picks, pipe cutters and scrapers are just a few of the many problem solvers that STAHLWILLE offers.

STRONG.

The chain pipe cutter No. 157 is even suitable for stainless steel pipes up to 1.8 mm wall thickness and is infinitely adjustable.




THE JOB SAVER.

STAHLWILLE's screw extractor No 901: removing broken-off screws from tapped holes is a simple matter with this tool - without damaging the workpiece. Simple to use, top quality and »Made in Germany«.



8



UNBREAKABLE.

Indispensable aid that helps you »think round corners« in confined working spaces. With unbreakable stainless steel mirrors - FOD compliant.



COMPACT.

Space-saving, but precise. Small bore pipe cutter No. 155 for pipes made of copper, brass, light alloy, hard plastic and thin-walled steel pipes, with a maximum cutting depth of 2.0 mm.



GENTLE.

Resilient but workpiece-friendly. Deadblow mallet No. 10959 with steel shot in the hollow head ensures recoil-free strikes.

DURABLE.

The ergonomic three-square engineer's scraper No. 10670 features a 360° two-component cushioned handle and always fits snugly in the hand, even in the most demanding applications. The special steel composition ensures the renowned STAHLWILLE durability.




TO THE POINT.

This extremely bright LED torch No. 13126-1 is very durable, ATEX rated for Zone 1 and even waterproof to IP68. Its luminous efficacy of 77 lumen means you will always be on the bright side.



UNIVERSAL.

Universally applicable hooks and picks for fitting and removing small components such as simmerring seals and O-rings, seals, trim strip clips and panelling without damaging them. Also indispensable helpers in many other situations.



8

Tube tools, other tools

150 EXPRESS pipe cutters

- with one cutting wheel and two guide rollers
- for steel, copper, brass, aluminium and hard plastic tubes



Code	size	"	mm	mm	Cutting depth max. mm	g	g	g
60021001	1 ¹⁾	1/8-1 1/4	3-32	6-43	4.5	1166	1	
60021002	2 ¹⁾	1/8-2	3-50	10-63	7	2149	1	
60121001	1/3 ²⁾	1/8-1 1/4	3-32	6-43	4.5	1113	1	
60121002	2/3 ²⁾	1/8-2	3-50	10-63	7	1975	1	

- 1) with wide guide rollers
2) with three cutting wheels

153 METAL pipe cutter

- for use on copper, brass, light alloy, PVC and thin walled steel tubes
- with deburring tool (3 cutting edges) inside handle
- forged
- chrome plated



Code	"	mm	Cutting depth max. mm	g	g
60010000	1/8-1 3/8	3-35	2.5	356	1

155 Small bore pipe cutter

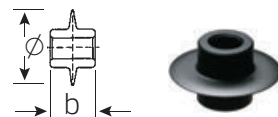
- for use on copper, brass, light alloy, PVC and thin walled steel tubes



Code	"	mm	Cutting depth max. mm	g	g
60070001	1/8-5/8	3-16	2	102	1

SR150 Cutting wheels

- for steel pipes



Code	size	for pipe cutter	∅ mm	b mm	g	g
69020101	1	150/1	25	14	14	10
69020201	2	150/2	32	19	28	10
69020301	3 + 4	150/3 + 4	41	19	38	10

SR153 Cutting wheels



Code	for pipe cutter	∅ mm	b mm	g	g
69010001	153	20	6	6	10

SR155 Cutting wheels

Code	for pipe cutter	∅ mm	b mm	g	g
69110001	155	20	5	5	10

157 Chain pipe cutter

- infinitely adjustable
- with twist handle
- also suitable for special steel pipes up to 1.8 mm wall thickness
- chain length 270 mm



Code	mm	Cutting depth max. mm	g	g
60110001	25-75	2	665	1

K157 Chain

Code	g	g
69130001	183	1

RL 150/153/1500 Guide rollers

- for pipe cutters



Code	No	for pipe cutter	∅ mm	b mm	g	g
69020107	RL 1500/1	150/1	23	21.5	62	2
69070202	RL 1500/2	150-151/2	28	27.5	117	5
69020302	RL 150/3/4	150-151/3 + 4	33	19	115	5
69010002	RL 153	153	12	12	10	5

BL/BZ 150/153/1500 Spindles

- for wheels and guide rollers



Code	No	wheel-bolt	roller-bolt	for pipe cutter	∅ mm	L mm	g	g
69020104	BL 150/1	x ¹⁾		150/1	7.5	29	10	1
69020103	BZ 1500/1		x ²⁾	150/1	7.5	38.5	14	10
69070203	BZ 1500/2		x	150-151/2	9	46	23	10
69070204	BL 1500/2	x		150-151/2	9	38	19	10
69020303	BZ 150/3/4	x	x	150-151/3 + 4	9	36	17	10
69020304	BL 150/4N	x ³⁾		150/4	9	40	21	1
69010003	BZ 153		x	153	4	18.5	2	10
69010004	BL 153	x		153	4.75	13	2	1

BL = wheel bolt

BZ = roller bolt

¹⁾ wheel- and roller bolt for 150/1 until 1985. wheel bolt for 150/1 from 1986

²⁾ roller bolt for 150/1 from 1986

³⁾ wheel bolt for 150/4 from 2009

RI 1500 Spacing washers

- when required to fit pipe cutters No 150/1, 150/2 or No 150/4 with 3 cutting wheels (to work in confined spaces), a total of 4 spacing washers is required. Simply exchange the 2 guide rollers for 2 cutting wheels No SR150 with 2 spacing washers to each

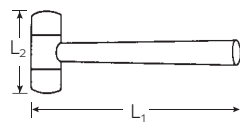


Code	size	for pipe cutter	∅ mm	b mm	g	g
68020101	1	150/1	14	3.9	8	6
68020201	2	150/2, 151/2	16	4.45	4	6
68020301	4	150/4 ^{*)}	18	9.5	18	1

^{*)} for 150/4 from 2009

10955 Plastic hammers

- with interchangeable heads of impact resisting cellulose acetate and ash handles



Code	∅ mm	L ₁ mm	L ₂ mm	♻️ g	📦
70160027	27	265	90	235	6
70160032	32	280	100	320	6
70160035	35	290	105	376	2
70160040	40	320	110	545	2
70160050	50	340	115	873	2

10955R Spare plastic heads

- of impact resisting cellulose acetate
- these are lightly heated and then tapped into position

Code	∅ mm	♻️ g	📦
79040027	27	14	5
79040032	32	22	10
79040035	35	29	10
79040040	40	39	10
79040050	50	69	10

10958 Embossing hammer

- aluminium
- cylindrical
- with hickory handle



Code	∅ mm	L ₁ mm	L ₂ mm	♻️ g	📦
70240040	40	340	155	648	2

10940 Rubber composition hammers

- DIN 5128
- with two plane faces



Code	∅ mm	L ₁ mm	L ₂ mm	♻️ g	📦
70140001	55	320	90	317	2
70140002	65	350	115	527	2
70140003	75	350	130	780	2
70140004	90	380	140	1220	2

10956 Nylon hammers

- with interchangeable heads of shockproof nylon vestamid and hickory handles



Code	∅ mm	L ₁ mm	L ₂ mm	♻️ g	📦
70171027	27	265	90	232	6
70171032	32	280	100	336	6
70171035	35	290	105	413	2
70171040	40	320	110	546	2
70171050	50	340	115	865	2
70171060	60	380	135	1339	2

10956R Spare nylon heads

- these are lightly heated and then tapped into position

Code	∅ mm	♻️ g	📦
79050027	27	11	10
79050032	32	18	10
79050035	35	23	10
79050040	40	31	10
79050050	50	53	10
79050060	60	83	10

10959 Dead blow hammers

NEW

- the hollow head is partially filled with steel shot which adds to the weight, prevents recoil
- with interchangeable heads made of medium-hard polyurethane and with a hickory handle



Code	∅ mm	L ₁ mm	L ₂ mm	♻️ g	📦
70190130	30	330	110	460	6
70191035	35	335	110	580	6
70190140	40	355	115	760	2
70191050	50	365	120	1250	2
70191060	60	360	145	1900	2

10959R Spare heads

NEW

Code	∅ mm	♻️ g	📦
79091030	30	19	1
79091035	35	26	1
79091040	40	38	1
79091050	50	72	1
79091060	60	118	1

8

10961 Engineers hammers NEW

- metal overstrike sleeves provide excellent protection against "misses"
- ergonomically designed, doubly shaped hickory handles
- lacquered handle end improves grip
- complies with DIN 1041
- DIN and weight are punched into the hammer head



Code	g	L ₁ mm	L ₂ mm	♻️ g	📦
70110009	200	280	95	254	6
70110010	300	300	105	400	6
70110011	500	320	118	600	6
70110013	800	350	130	951	2
70110015	1000	360	135	1132	2
70110016	1500	380	145	1617	1
70110017	2000	400	155	2285	2

10962 Club hammers NEW

- metal overstrike sleeves provide excellent protection against "misses"
- ergonomically designed, doubly shaped hickory handles
- lacquered handle end improves grip
- complies with DIN 6475
- DIN and weight are punched into the club hammer head



Code	g	L ₁ mm	L ₂ mm	♻️ g	📦
70111010	1000	260	95	1410	2
70111015	1250	260	100	1660	2
70111020	1500	280	110	1910	2

10970 Engineers hammers

- with ash handles



Code	lb.	L ₁ mm	L ₂ mm	♻️ g	📦
70120001	1/4	270	67	176	6
70120005	1/2	290	82	320	6
70120006	3/4	310	93	454	6
70120002	1	320	99	572	6
70120004	1 1/2	350	118	790	2
70120003	2	380	126	1045	2

ES 10956/10961/2



- 175 x 350 x 45 mm
- 2 pieces

Code	♻️ g
96838125	1130

No	
10956	∅ 35 mm
10961	500 g

ES 10956/10970/2



- 175 x 350 x 45 mm
- 2 pieces

Code	♻️ g
96838131	1075

No	
10956	∅ 35 mm
10970	1 lb.

100 Ribbed cold chisels

- chrome vanadium steel, chrome plated



Code	size	L mm	b mm	♻️ g	📦
70010006	6	150	20	165	10
70010008	8	200	26	305	5
70010010	10	250	30	507	5
70010012	12	300	35	807	5

102 Cold chisels

- DIN 6453
- flat
- chrome vanadium steel, lacquered silver



Code	size	L mm	b mm	♻️ g	📦
70020002	125	125	15	96	10
70020003	150	150	18	172	10
70020004	175	175	21	269	10
70020005	200	200	24	379	5
70020007	250	250	25	521	5
70020008	300	300	26	591	5

103 Cross-cut chisels

- DIN 6451
- flat
- chrome vanadium steel, lacquered silver



Code	size	L mm	b mm	♻️ g	📦
70040003	150	150	16	147	10
70040004	175	175	17	239	10
70040005	200	200	18	340	5

110 Grooving chisel

- flat
- chrome vanadium steel, lacquered silver



Code	L mm	b mm	♻️ g	📦
70080001	240	26	298	5

112 Grooving chisel

- as No 110, but with finger protector



Code	L mm	b mm	g	g
70080002	240	26	434	5

112/1 Finger protector

- for cold chisels No 102 and cross-cut chisels No 103 from 200 mm onward
- for grooving chisel No 110, shaft section 23 x 13 mm

Code	g	g
79160001	101	5

104 Drift pins

- DIN 6458
- octagonal
- chrome vanadium, lacquered silver



Code	size	mm	mm	L mm	g	g
70060007	120 x 2	2	10	120	60	10
70060010	120 x 3	3	10	120	60	10
70060002	120 x 4	4	10	120	62	10
70060008	120 x 5	5	10	120	64	10
70060003	120 x 6	6	10	120	66	10
70060009	120 x 8	8	12	120	68	10

105 Centre punches

- DIN 7250
- octagonal
- chrome vanadium, lacquered silver



Code	size	mm	L mm	g	g
70050001	100 x 10	10	100	52	10
70050005	120 x 10	10	120	63	10
70050002	120 x 12	12	120	90	10

ES 102/108/109/4



- 175 x 350 x 30 mm
- 4 pieces



Code	g
96838123	555

No	Content
102	175 mm
108	150 x 6; 175 x 6 mm
109	size 6; 100 x 3.4 mm

108 Parallel pin punches

- DIN 6450
- octagonal
- chrome vanadium, lacquered silver



Code	size	mm	mm	L mm	g	g
70071152	115 x 2	2	8	115	29	10
70070013	125 x 3	3	8	125	35	10
70070001	150 x 2.5	2.5	10	150	65	10
70070002	150 x 3	3	10	150	62	10
70070003	150 x 4	4	10	150	64	10
70070004	150 x 5	5	10	150	67	10
70070005	150 x 6	6	10	150	72	10
70070006	150 x 8	8	10	150	81	10
70070009	175 x 3	3	10	175	57	10
70070010	175 x 4¹⁾	4	10	175	64	10
70070012	175 x 6	6	10	175	69	10
70070008	200 x 8	8	12	200	141	10
70070011	200 x 10	10	12	200	159	10

¹⁾ for use on Mercedes-Benz (retaining pins of disc brake pads)

- diameter of tip
- size of handle, octagon

109 Pin punches

- with guide bush



Code	size	mm	mm	L mm	g	g
70090001	1	0.9	5	80	7	10
70090002	2	1.4	5.5	82	12	10
70090003	3	1.8	6	86	12	10
70090004	4	2.4	7	95	18	10
70090005	5	2.8	7	97	19	10
70090006	6	3.4	8	100	25	10
70090007	7	3.9	9	100	27	10
70090008	8*	5.9	10	103	47	10

- diameter of tip
- diameter of handle
- * without guide bush

ES 102/105/108/8



- 175 x 350 x 33 mm
- 8 pieces



Code	g
96838124	900

No	Content
102	175 mm
105	120 x 12 mm
108	150 x 2.5; 150 x 3; 150 x 4; 150 x 5; 150 x 6; 150 x 8 mm

8

102-5/6 Sets: Chisels, pins, punches

Content 6 pieces:
1 each
 • No 106/125 mm
 • No 106/150 mm
 • No 107/125 mm
 • No 104/120 x 2;
 120 x 4 mm
 • No 105/120 x 10 mm
 D = in plastic stand
 T = in textile bag



Code	No	g	g	g
98812201	102-5/6 D	445	1	
98812202	102-5/6 T	470	5	

104-5/6D Set: Drift pins, centre punches

Content 6 pieces:
1 each
 • No 104/120 x 2; 120 x 3; 120 x 4; 120 x 5;
 120 x 6 mm
 • No 105/120 x 10 mm
 in plastic stand



Code	g	g	g
96700601	417	1	

105-8/6K Pin punch-/centre punch set

Content 6 pieces:
1 each
 • No 108/150 x 2.5; 150 x 3; 150 x 4; 150 x 5;
 150 x 6 mm
 DIN 6450/ Form C
 • No 105/120 x 10 mm
 DIN 7250
 in plastic container stand



Code	g	g	g
96700711	483	1	


108/6 Sets: Parallel pin punches

Content 6 pieces:
1 each
 • No 108/150 x 2.5; 150 x 3;
 150 x 4; 150 x 5; 150 x 6;
 150 x 8 mm
 D = in plastic stand
 T = in textile bag



Code	No	g	g	g
96700701	108/6 D	450	1	
96700702	108/6 T	460	5	

TCS 102-109/10956/10961/6




• 175 x 350 x 40 mm
 • 6 pieces

Code	g	g
96838181	1605	

No	Content
10956	∅ 35 mm
10961	500 g
102	175 mm
108	150 x 6; 175 x 6 mm
109	size 6; 100 x 3.4 mm

TCS 102-108/11




• 175 x 350 x 33 mm
 • 11 pieces

Code	g	g
96838754	1665	

No	Content
102	150; 200; 250 mm
105	120 x 10; 120 x 12 mm
108	150 x 2.5; 150 x 3; 150 x 4; 150 x 5; 150 x 6; 150 x 8 mm

TCS 102-108/10959/10961 MF



• 530 x 350 x 40 mm
 • 12 pieces

Code	g	g
96830355	3343	

No	Content
102	200 mm
103	150 mm
105	120 x 10 mm
108	150 x 3; 150 x 4; 150 x 5; 150 x 6; 150 x 8 mm
10959	∅ 40 mm
10961	500; 800 g
12718	

TCS 102-108/10959/12718/13


- 530 x 350 x 40 mm
- 13 pieces

Code	Δg
	g
96830226	3730

No	Content
102	200 mm
103	150 mm
105	120 x 10 mm
108	150 x 3; 150 x 4; 150 x 5; 150 x 6; 150 x 8; 200 x 8 mm
10959	∅ 40 mm
10961	500; 800 g
12718	

TCS 102-108/10961/10


- 175 x 350 x 40 mm
- 10 pieces

Code	Δg
	g
96830361	1569

No	Content
102	200 mm
105	120 x 12 mm
108	115 x 2; 150 x 3; 150 x 4; 150 x 5; 150 x 6; 175 x 4; 200 x 8 mm
10961	500 g

TCS 102-108/10959/10961/13


- 530 x 350 x 60 mm
- 13 pieces

Code	Δg
	g
96830177	5800

No	Content
102	200; 300 mm
103	175 mm
105	120 x 12 mm
108	150 x 3; 150 x 4; 150 x 5; 150 x 6; 150 x 8 mm
10959	∅ 50 mm
10961	500; 800; 1000 g

TCS 102-108/10959/10961/16


- 530 x 350 x 45 mm
- 16 pieces

Code	Δg
	g
96830609	3715

No	Content
102	200 mm
103	150 mm
105	120 x 10 mm
108	150 x 3; 150 x 4; 150 x 5; 150 x 6; 150 x 8 mm
10959	∅ 40 mm
10961	500 g
12373	
12600	500 g
12718	
12935/3	3 m
65642250	250 mm
39Pkw	400 mm

TCS 102-108/10956/10961/18


- 530 x 350 x 55 mm
- 18 pieces

Code	Δg
	g
96830620	3653

No	Content
102	150 mm
103	150 mm
105	120 x 10 mm
108	150 x 2.5; 150 x 3; 150 x 4; 150 x 5; 150 x 6; 150 x 8 mm
10956	∅ 50 mm
10961	300; 500 g
10672	20 x 315 mm
12374	
12900N	150 mm/6"
12965N	

Tube tools, other tools

10757 Four-sided bradawl

- for punching and preparing leather, plastics and other soft materials and for marking holes in wood
- to prevent wood screws slipping off the mark



Code	Blade mm	L mm	g	g
77593000	6 x 100	215	137	1

10758 Round-shank bradawl

- for punching and preparing leather, plastics and other soft materials and for marking holes in wood
- to prevent wood screws slipping off the mark



Code	Blade mm	L mm	g	g
77592000	6 x 100	215	82	1

10669 Fine scraper

- three-sided hollow-profile scraper with black plastic protective cap
- black plastic handle



Code	Blade mm	L mm	g	g
72060100	25 x 8	147	28	5

10670 Three square engineers scrapers

- special steel



Code	L mm	g	g
72063101	210	106	5
72063103	260	124	5
72063104	285	140	5
72063105	310	152	5

10672 Flat engineers scrapers

- special steel



Code	Dimensions mm	g	g
72053104	20 x 315	227	5
72053105	25 x 365	367	5

10676 Three square engineers bearing scraper

- special steel



Code	Dimensions mm	g	g
72083103	85 x 12 x 315	160	5

12025 Engineers file, round

- DIN 8349
- cut 2



Code	L mm	g	g
72123100	210	118	5

12030 Engineers file, half round

- DIN 8349
- cut 2



Code	L mm	g	g
72133100	260	339	5

12035 Engineers file, three-square

- DIN 8349
- cut 2



Code	L mm	g	g
72143100	210	201	5

12036 Engineers file, hand

- DIN 8349
- cut 2



Code	L mm	g	g
72173102	260	305	5

12800 Set warding files

- Content 6 pieces:
- 1 file each, hand, flat, half round, three square, square, round
- DIN 7283
- in textile bag



Code	L mm	g	g
72230001	100	165	5

13100 Set of needle files

- Content 6 pieces:
- 1 file each, round, half round, three square, square, hand, flat
- in textile bag



Code	L mm	g	g
96722801	140	50	1

12050 Tubular hacksaw

- with blade size 300 mm/12"



Code	L mm	g	g	g
72210000	465	490	1	

12050R Spare hacksaw blades for No 12050

- 10 pieces
- H.S. Steel
- 24 teeth per inch

Code	L mm	g	g	g
79180001	300	174	1	

12053 Hacksaw frame



Code	L mm	g	g	g
72210002	252	159	1	

12053R Spare hacksaw blades for No 12053

- 6 pieces
- Chrome Alloy Tool Steel
- 32 teeth per inch

Code	L mm	g	g	g
79180002	158	20	1	

ES 10670-13110/11



- 530 x 350 x 35 mm
- 11 pieces

Code	g
96838173	2120

No		
10670	265 mm	
12025	210 mm	
12030	260 mm	
12035	210 mm	
12036	260 mm	
12050	465 mm	
12320		
12321		
12377		
12935/3	3 m	
13110	300 mm	

TCS 10356-12965/5



- 175 x 350 x 40 mm
- 5 pieces

Code	g
96838790	595

No		
12053	158 mm	
10356	40 mm	
10356R	10 pieces	
12320		
12965		

TCS 11095-13110/8



- 175 x 350 x 40 mm
- 8 pieces

Code	g
96838789	700

No		
12000	ISO	
11095/20	0.05 - 1.00 mm	
12935/3	3 m	
12321		
12322		
12665/52	0.25 - 6 mm	
12900N	150 mm/6"	
13110	300 mm	

12000 Universal thread restorers

- suitable for inside and outside threads



Code	size	L mm	g	g
72100004	ISO	230	115	10
72100003	SAE	230	118	10
72100002	WW	230	122	10

Pitch mm	ISO metr. thread	Ww threads per inch	SAE/USS threads per inch
0,80	5	24	3/16 + 7/32
1,00	6 + 7	20	1/4
1,25	8 + 9	18	5/16
1,50	10 + 11	16	3/8
1,75	12	14	7/16
2,00	14 + 16	12	1/2 + 9/16
2,50	18, 20, 22	11	5/8 + 11/16
3,00	24 + 27	10	3/4 + 13/16

TCS 12025-13110/11



TCS



- 530 x 350 x 35 mm
- 11 pieces

Code	g
96838759	2410

No		
	12025	210 mm
	12030	260 mm
	12035	210 mm
	12036	260 mm
	12050	300 mm
	12320	
	12321	
	12718	
	12935/3	3 m
	12965N	
	13110	300 mm

900 Screw EXTRACTOR

- for left-hand threads



Code	size	for bolts	mm	"	L mm	recomm. Drill	g	g	
71010001	1	M3-M4	1/8-5/32"	3	1/8	49	2 mm 5/64"	3	10
71010002	2	M5-M7	3/16-1/4"	3.4	9/64	54	3 mm 7/64"	6	10
71010003	3	M8	5/16"	4.9	3/16	59	5 mm 3/16"	12	10
71010004	4	M10-M12	3/8-7/16"	7	9/32	65	6.4 mm 1/4"	25	5
71010005	5	M14-M16	1/2-9/16"	9	23/64	88	8 mm 5/16"	50	5
71010006	6	M18-M22	5/8-3/4"	12	31/64	95	12 mm 15/32"	103	5

900/6T Screw EXTRACTOR set

- for left-hand threads
- in textile bag



Code	Content	g	g
96710101	1 each No 900 size 1-6	230	1

901 Screw EXTRACTOR

- with centre punch tip
- double-edged



Code	size	for bolts	mm	"	L mm	recomm. Drill	g	g	
71050001	1	M5-M6	3/16-1/4"	6.35	1/4	60	3.2 mm 1/8"	6	1
71050002	2	M8-M10	5/16-3/8"	9.5	3/8	67	4.8 mm 3/16"	16	1
71050003	3	M10-M12	7/16-1/2"	12.7	1/2	75	6.4 mm 1/4"	30	1
71050004	4	M12-M16	1/2-9/16"	15.9	5/8	90	9.5 mm 3/8"	60	1
71050005	5	M16-M20	5/8-3/4"	19	3/4	90	11.1 mm 7/16"	100	1

901/5T Set of screw extractors

- for extracting sheared screws, bolts and stud screws from threaded holes
- suitable for right- hand and left-hand threads
- in textile bag



Code	g	g
96710505	248	1

904 Stud remover

- suitable for all sizes of studs from 6-12 mm
- also suitable for percussion screwdriver use
- will cope with rusted or scale-coated screws with a minimum of 3 mm protruding
- Chuck: size 36 mm
- Clamping screw: size 24 mm



Code	Ø "	g	g	g
71340000	3/8	346	1	

905/25 Stud remover set

- M5-M16, 3/16"-5/8"
- 25 pieces
- 5 HSS twist drills sizes (3.2; 4.8; 6.4; 8; 8.7 mm)
- 5 fluted removal pins sizes 1-5 for threads M5-M16
- 5 splined nuts, sizes 1-5
- 10 drill guides, sizes 1-10
- in black plastic box



Code	g	g	g
96713025	605	1	

906 Spare parts

- removal pins and splined nuts, in pairs in plastic bags

Code	size	for threads	g	g
71310001	1	M5-M6 3/16"-1/4"	5	1
71310002	2	M7-M8 1/4"-5/16"	10	1
71310003	3	M10 3/8"	33	1
71310004	4	M12 7/16"	46	1
71310005	5	M14-M16 1/2"-9/16"	64	1

12615 Nut splitters

- zinc plated
- mechanical
- for splitting seized or overtightened nuts up to class 8
- does not damage the threaded pin
- as the spindle is tightened, the nutsplitter body has to be locked with an open-jaw spanner to prevent it turning
- cutting chisel made of high-grade alloy tool steel



Code	size	for nuts mm	Max. torque in N-m	g	g
71250011	1	10-18	40	193	1
71250012	2	19-27	60	386	1

12665 Screw pitch gauge

- 0.25 to 6 mm and 4 to 62 t.p.i. (metric/Whitworth threads)



Code	size	g	g
77270003	52	70	10

12900N Vernier calliper

- as per DIN 862
- vernier readings 1/20 mm and 1/128"
- stainless steel
- in plastic pouch



Code	measuring range mm/"	g	g
77371001	150/6	185	1

12900/1N Vernier calliper

- with metal housing cover and metal buttons
- mechanical system made of stainless, hardened steel
- with or without thumb wheel (included in delivery for customer to fit if required)
- large LCD display with clear read-offs, figures 9 mm high
- display accuracy 0.01 mm/ 0.0005"
- measuring tips ground fine and lapped
- ON/OFF button
- with depth gauge
- unit of measure in mm or imperial, zeroing possible at any position
- incl. 2 x 3 V batteries (type CR2032) packaged in accordance with UN 3091, Class 9
- in plastic case



Code	measuring range mm/"	g	g
77371002	150/6	312	1

Tube tools, other tools

12900/3 Tyre-tread Vernier gauge

- sturdy brass construction
- smooth ground surface



Code	measuring range mm	♻️ g	📦
77371004	30	41	1

12900/4 Electronic tyre-tread Vernier gauge

- large LCD display with clear read-offs, figures 9.5 mm high
- display accuracy 0.01 mm/ 0.0005"
- ON/OFF push button
- unit of measure switchable mm/inch
- zeroing possible in any position
- incl. 1 x 3 V battery (type CR2032) packaged in accordance with UN 3091, Class 9



Code	measuring range mm/"	♻️ g	📦
77371005	25/1	60	1

12935 Tape measure

- with tape lock
- metric-inch scales



Code	size	L m	♻️ g	📦
77040010	3	3	92	10
77040011	5	5	164	10

13110 Steel rule

- metric-inch scales
- length 300 mm



Code	Divisions Top Edge "	Divisions Lower Edge mm	♻️ g	📦
77460001	1/16, 1/32, 1/64	0.5; 1	26	5

12915 Ratchet tap holders

- with ratchet
- steel
- chrome plated



Code	size	Capacity mm	DIN ¹⁾	ISO ²⁾	L mm	♻️ g	📦
77390001	1	2.0-5.0	M3-8	M1-6	85	180	1
77390002	2	4.6-8	M5-12	M6-12	110	305	1

¹⁾ for taps DIN
²⁾ for taps ISO

12932 Padlock



Code	♻️ g	📦
77210002	85	1

12250 Force feed oil can

- metal container
- brass pump
- Content: 500 ccm



Code	♻️ g	📦
77010001	275	1

12251 Plastic oil can

- made of plastic
- Content: 250 ccm



Code	♻️ g	📦
77110002	60	5

12320 Electricians cable knife

- with stainless blade



Code	Blade mm	♻️ g	📦
77020000	90	78	10

12321 Scribing iron

- with knurled centre-section
- 1 straight and 1 offset blade
- blades gunmetal finished



Code	L mm	♻️ g	📦
77100000	250	31	10

12322 Tungsten carbide scribing iron

- straight type
- sturdy shank with tungsten carbide tip
- can be reground
- holder and clip



Code	L mm	♻️ g	📦
77100001	150	40	10

12374 Wire brush

- wood, steel wire dia. 0.35 mm



Code	L mm	Rows	♻️ g	📦
77090000	290	4	129	10

12377 Wire brush

- with brass coated steel bristles



Code	L mm	♻️ g	📦
77090010	270	140	24

12378 File brush



Code	L mm	♻️ g	📦
77250000	260	74	5

13115 Brass wire brush

- for use on light alloys



Code	L mm	Rows	♻️ g	📦
77470001	280	4	134	1

12481 Scraper



Code	L mm	b mm	♻️ g	📦
77070000	212	60	65	10

12600 Magnetic lifters

- loss of adhesion above 80° C



Code	lifting power g	∅ mm	L mm	♻️ g	📦
77260027	270 ¹⁾	5	500	30	1
77260025	500	8	460	70	1
77260060	1800	15	525	230	1
77260200	3000	19	535	297	1

¹⁾ miniature magnetic lifter with tiny head, very powerful

12910 Adjustable hook spanners

- for slotted nuts as per DIN 1810
- adjustable



Code	size	∅ mm	♻️ g	📦
44010001	1	20-42	90	5
44010002	2	45-90	245	5
44010003	3	95-165	686	5

12920N Telescopic mirror

- with non-twisting, oval-section telescopic rod



Code	dimensions mirrors mm	L mm	♻️ g	📦
77401001	65 x 43	310-750	65	1

12920NR-1 Replacement mirror for No 12920N

Code	♻️ g	📦
79401001	39	1

12920NR-2 Stainless steel replacement mirror for No 12920N

Code	♻️ g	📦
79401002	43	1

12921M Telescopic stainless steel mirror



- unbreakable mirrors made of stainless steel (prevents FOD)
- no bolted joints (prevents FOD)
- rust-proof stainless steel telescopic arm
- universal joint (180° action), self-tensioning
- special plastic handle ensures a firm grip and safe working, resistant to chemicals



Code	size	mm	L mm	♻️ g	📦
77401032	1 1/4"/32 mm	∅ 32	171-699	60	1
77401045	1 3/4" x 2 3/4"/45 x 70 mm	∅ 45 x 70	178-927	76	1
77401057	2 1/4"/57 mm	∅ 57	178-921	70	1

12921N Telescopic mirrors



Code	∅ mm	L mm	g	
77401030	30	265-705	108	1
77401040	40	275-715	115	1
77401050	50	285-725	110	1
77401060	60	295-735	130	1

12921NR Replacement mirror for 12921N

Code	∅ mm	g	
79401030	30	10	1
79401040	40	15	1
79401050	50	20	1
79401060	60	27	1

13120N Telescopic mirror

- illuminated (LED) and with batteries (approx. 150 hours of light)
- for inspecting numerous kinds of joints
- the LED light source can be detached and used as a separate penlight
- the concave mirror provides 5-times magnification
- with non-twisting, oval-section telescopic rod



Code	∅ mm	L mm	g	
77480002	55	310-750	235	1

13120R Replacement concave mirror for No 13120N, No 13120-1

Code	∅ mm	g	
79401055	55	22	1

12922E Claw lifter

- with ergonomic handle



Code	∅ mm	L mm	g	
77401103	6	540	113	1
77407203	8	540	148	1

12965N Safety knife

- blade adjustable by means of slider
- spare blades can be stored inside the handle
- blade changes without tools
- with hanging hole
- ideally suited for cutting card, rubber, leather, wood etc.
- tool body made of cast zinc



Code	L mm	g	
77621001	174	200	1

12965-1 Self-retracting cutter


- with automatic blade retraction
- spare blades can be stored inside the handle
- blade changes without tools
- with hanging hole
- ideally suited for cutting card, rubber, leather, wood etc.
- tool body made of cast zinc



Code	L mm	g	
77621002	174	197	1

12965R Spare blades

- 5 pieces
- for No 12965N, 12965-1



Code	g	
79250001	25	1

12965-2 Snap-off blade cutter 9 mm

- with three 9 mm snap-off blades (one blade fitted, two in the magazine)
- slider with blade-locking function
- includes blade snap-off tool and protective cap
- with stainless steel blade guide
- ideally suited for cutting card, rubber, leather, wood etc.
- tool body made of cast zinc



Code	L mm	g	
77621003	145	60	1

12965-2R Spare blades 9 mm

- 10 pieces
- für No 12965-2



Code	g	
79251003	26	1

12965-3 Snap-off blade cutter 18 mm

- with three 18 mm snap-off blades (one blade fitted, two in the magazine)
- slider with blade-locking function
- automatic blade reloading
- ergonomic design with synthetic caoutchouc inlay
- with stainless steel blade guide and hanging hole
- ideally suited for cutting card, rubber, leather, wood etc.
- tool body made of cast zinc



Code	L mm	g	
77621004	168	249	1

12965-3R Spare blades 18 mm

- 10 pieces
- for No 12965-3



Code	g	g	g
7925 1004	75	10	

12967 Wire stripping knife with hooked blade


- for cutting round the outer cable insulation and longitudinal cuts
- accurate, fast and safe stripping of all popular round cables from 4-28 mm ϕ
- no damage to the inner conductors thanks to infinitely variable adjustment of the cutting depth

Code	g	g	g
776200 10	82	1	

12967R Spare blade for No 12967


Code	g	g	g
792500 10	2	1	

10554 EURO voltage tester

- built to conform to the new EN standard
- tested to conform to the currently valid VDE GS standard
- with plastic handle
- AC 125-250 V



Code	a mm	b mm	L mm	g	g
77450001	1	3.5	190	37	10

13000-13003 Hooks and picks

- universally applicable for punching holes in soft materials, fitting and removing small components such as simmerring seals and O-rings, seals, trim strip clips and panelling



Code	No	L mm	Model	g	g
7710 1000	13000	155	straight	22	5
7710 1001	13001	155	45°	22	5
7710 1002	13002	155	90°	22	5
7710 1003	13003	155	rounded	24	5

13000/4 Set of hooks and picks

- Content: No 13000 (straight), 13001 (45°), 13002 (90°), 13003 (round)
- universally applicable for punching holes in soft materials, fitting and removing small components such as simmerring seals and O-rings, seals, trim strip clips and panelling
- in textile bag



Code	L mm	g	g
96722802	165	144	1

13009 Split-pin puller


Code	L mm	g	g
7710 10 10	265	138	5

13126-1 LED torch

- ex-rated for zone 1
- Certifications: SEV 08 ATEX 0164, II 2G Ex e ib IIC T4, II 2D Ex e ibD 21 T98°C
- powerful, extremely durable 2 watt LEDs
- robust, electrically non-conducting, corrosion-proof housing made of ABS/polycarbonate
- high impact resistance and reduced glare thanks to rubber sheathed bezel
- consistently bright beam throughout 80% of the lifetime of the alkaline batteries due to eLED circuitry
- zoom with a twist of the bezel
- rubberised front pushbutton for continuous or momentary action
- waterproof to IP 68 down to 3 m depth of water
- hydrogen scrubber catalyst, polarised battery contacts and O-psi vent minimize explosive risk from leaking batteries
- battery compartment designed to facilitate rapid battery change
- Brightness: 250 lumen
- Range: 100 m
- Burn time: 5 hrs.
- Batteries: 4 AA/LR06, alkaline, 1.5 V (not supplied)



Code	Dimensions mm	g	g
774900 11	170 x 40 x 35	79	1

13126-2 LED penlight

Ex

- ex-rated for zone 1
- Certifications: II 2G Ex e ib IIB T4 Gb, II 2D Ex ib IIIC T60°C IP6X Db
- three times brighter than conventional pen torches thanks to powerful LEDs
- robust, electrically non-conducting, corrosion-proof housing made of ABS/polycarbonate
- high impact resistance and reduced glare thanks to rubber sheathed bezel
- consistently bright beam throughout 80% of the lifetime of the alkaline batteries due to eLED circuitry
- rubberised rear pushbutton for continuous or momentary action
- easy storage due to integrated clip holder close to bezel
- waterproof to IP 68 down to 3 m depth of water
- Brightness: 35 lumen
- Range: 64 m
- Burn time: 3 hrs.
- Batteries: 2 AAA/LR03, alkaline, 1.5 V (not supplied)



Code	Dimensions mm	g	Box
77490012	132 x 24 x 22	20	1

13126-3 LED headlamp

Ex

- ex-rated for zone 1
- Certifications: SEV 08 ATEX 0163X, II 2G Ex ib IIC T4, II 2D Ex ibD 21 T55°C
- waterproof construction for use in all weather conditions
- three beam modes - white spot, white diffused and red diffused
- high and low power settings
- large-format ON/OFF button can be easily operated even when wearing heavy gloves
- LED torch module can be removed from housing and used as stand-alone portable working torch
- beam adjustable using twist knob - no breakable hinges
- with adjustable, elasticated textile strap
- durable, high-impact construction made of ABS/polycarbonate
- waterproof to IP 68 down to 10 m depth of water
- Brightness: 65 lumen
- Range: 60 m
- Burn time: 13 hrs.
- Batteries: 3 AAA/LR03, alkaline, 1.5 V (not supplied)



Torch module

Code	Dimensions mm	g	Box
77490013	76 x 38 x 45	81	1

13128 LED torch

- high-end power LED
- fast adjustment of light beam thanks to single-handed zoom action
- switch with textured profile for 2-stage steady light or flash-light function
- designed to facilitate rapid battery change
- convenient belt-mounted holder with Velcro fastener
- Brightness: 320 lumen
- Range: 260 m
- Burn time: 50 hrs.
- Batteries: 4 batteries, AAA/LR03, 1.5 V



Code	Dimensions mm	g	Box
77490004	130 x 37 x 37	250	1

13130 Tweezers

- straight
- blunt
- finely milled inside
- stainless steel



Code	L mm	g	Box
77500001	160	26	5

13131 Tweezers

- bent
- blunt
- finely milled inside
- stainless steel



Code	L mm	g	Box
77510001	155	30	5

13148 Wire cutter

- for cutting cables, brass, copper, aluminium
- strain-free working thanks to comfy-fit 2-component handle with finger rest
- cutting edges made of stainless steel (INOX HRC 56)
- one wavy/saw edge



Code	L mm	g	Box
75270002	150	93	1





9 PULLERS

Standard pullers, pullers
>> Page 322

Counter stays, slide hammers, separating fixtures
>> Page 324

Ball joint separators
>> Page 325



For improved safety.
STAHLWILLE pullers.



Designed with practical applications in mind, drop forged, precision machined on the latest machine tools, hardened and tempered: the STAHLWILLE puller range offers numerous products for a wide variety of applications. For example, standard pullers, cell terminal pullers, ejectors, counter stays, ball joint pullers and wheel hub pullers. Made, of course, in Germany as premium quality tools.



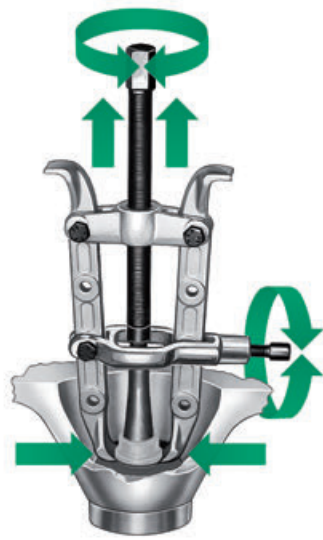
9

2 vs 3

Two- or three-legged pullers?

A three-legged puller is generally preferable to a two-legged one provided there is sufficient space because it distributes the pulling forces more evenly.





RELIABLE.

Excellent running characteristics of the thread itself thanks to high-grade hardening and tempering and the special coatings on the thrust spindles.

MORE ROBUST.

High flexural strength thanks to legs with accurately calculated profiles and smooth, milled guides.

RESILIENT.

Heavy-duty extractor hooks made of oil-hardened chrome vanadium steel with special-purpose access geometry for use in tight spaces. Radii adapted for shafts and axles.

SAFE.

To prevent damage to shafts, the centre is fitted in a freely-swivelling mount.



POWERFUL.

Smooth running and high force transmission through the nut with its hard-wearing, smooth thread contours.

11050 Standard pullers

- **two-armed**, with sliding permanently parallel extractor hooks, zinc plated
- for extracting gearwheels, ball bearings, pulleys and similar parts from shafts or axles
- for removing ball bearings, bearing outer races and bushes from holes
- hooks can be used as internal or external hooks



Code	size	Clamp. width mm	Clamp. depth mm	Max. loading in t	Max. torque in N-m	⚖️ g	📦
71130011	1	25-80	100	4.5	80	999	1
71130012	2	25-130	100	4.5	80	1103	1
71130013	3	50-160	150	6.5	150	2754	1
71130014	4	60-200	150	6.5	150	3085	1
71130015	5	80-250	200	11.0	320	7000	1
71130016	6	80-350	200	11.0	320	8400	1

H 11050 Arms for pullers No 11050/11051

- 1 piece

Code	size	for puller No	⚖️ g	📦
79130011	1	11050-1, -2 11051-1, -2	238	1
79130012	3	11050-3, -4 11051-3, -4	602	1
79130013	5	11050-5, -6	1596	1

11053 Standard pullers

- **two-armed**, with swivelling extractor hooks for larger reaches, zinc plated
- for extracting gearwheels, ball bearings, pulleys and similar parts from shafts or axles
- hooks can be used as internal or external hooks
- for internal extraction, simply turn the hooks and spindle round
- the large leverage effect ensures a firm grip on the part to be extracted, whether internal or external



Code	size	Clamp. width mm	Clamp. depth mm	Max. loading in t	Max. torque in N-m	⚖️ g	📦
71150211	1	50-300	270	6.0	120	4330	1
71150212	2	50-400	400	6.0	120	6000	1

11051 Standard pullers

- **three-armed**, with sliding permanently parallel extractor hooks, zinc plated
- for extracting gearwheels, ball bearings, pulleys, fan wheels and similar parts from shafts or axles
- for removing ball bearings, bearing outer races and bushes from holes
- hooks can be used as internal or external hooks



Code	size	Clamp. width mm	Clamp. depth mm	Max. loading in t	Max. torque in N-m	⚖️ g	📦
71080011	1	25-80	100	5.5	55	1280	1
71080012	2	25-120	100	5.5	55	1422	1
71080013	3	25-160	150	7.0	70	3507	1
71080014	4	25-200	150	7.0	70	3690	1

11054 Pullers

- **three-armed**, with swivelling extractor hooks for larger reaches, zinc plated
- for extracting gearwheels, ball bearings, pulleys and similar parts from shafts or axles
- hooks can be used as internal or external hooks
- for internal extraction, simply turn the hooks and spindle round
- the efficient leverage effect forces the hooks firmly onto the part to be extracted



Code	size	Clamp. width mm	Clamp. depth mm	Max. loading in t	Max. torque in N-m	⚖️ g	📦
71150311	1	50-300	270	12.0	220	4990	1
71150312	2	50-400	400	12.0	220	8000	1

11056 Set: Pullers

- consisting of the most common two- and three-armed pullers with two- and three-armed, sliding, parallel extractor hooks
- for extracting gearwheels, ball bearings, pulleys and similar parts from shafts or axles
- hooks can be used as internal or external hooks
- the efficient leverage effect forces the hooks firmly onto the part to be extracted



Code	Clamp. width mm	Clamp. depth mm	⚖️ g	📦
96711311	120	100/200/250	7000	1

12150 Pullers

- **two-armed** version with swivelling, double-action extractor hooks, zinc plated
- for extracting gearwheels, ball bearings, pulleys and similar parts from shafts or axles
- for removing ball bearings, bearing outer races and bushes from holes
- for internal extraction, simply swivel the hooks and turn the spindle round or just turn the hooks round



Code	size	Clamp. width mm	Clamp. depth mm	Max. loading in t	Max. torque in N-m	⚖️ g	📦
71140211	1	20-150	80	3.5	50	708	1
71140212	2	40-220	130	4.0	60	1675	1

12152 Three arm pullers

- **three-armed** version with swivelling, double-action extractor hooks, zinc plated
- for extracting gearwheels, ball bearings, pulleys and similar parts from shafts or axles
- for removing ball bearings, bearing outer races and bushes from holes
- for internal extraction, simply swivel the hooks and turn the spindle round or just turn the hooks round



Code	size	Clamp. width mm	Clamp. depth mm	Max. loading in t	Max. torque in N-m	⚖️ g	📦
71140311	1	20-150	80	4.0	60	920	1
71140312	2	40-200	130	4.5	70	2235	1

11055 Two arm pullers

- **two-armed**, with swivelling extractor hooks and lateral clamp clip, zinc plated
- when the clamp clip is tightened, the claws of the extractor hooks locate under the part to be extracted and lever it free as force is applied before extraction begins
- for extracting gearwheels, ball bearings, pulleys, drop arms and similar parts from shafts or axles
- the clamp clip presses the extractor hooks firmly against the part being extracted



Code	size	Clamp. width mm	Clamp. depth mm	Max. loading in t	Max. torque in N-m	⚖️ g	📦
71190011	1	20-70	85	5.0	120	1211	1
71190012	2	20-100	100	6.0	120	1643	1
71190013	3	30-150	150	8.0	150	2907	1

11040 Battery terminal pullers

- **two-armed**, with a self-centring quick-action clamp and automatic feed, zinc plated
- for extracting battery terminal clamps, smaller ball bearings, pulleys etc.
- as force is applied through the spindle, the extractor hooks automatically apply increasing force to the part being extracted
- particularly suited to car electric, compressed air system repairs and similar applications due to the compact design and small hooks



Code	size	Clamp. width mm	Clamp. depth mm	Max. loading in t	Max. torque in N-m	⚖️ g	📦
71120011	1	10-60	45	2.5	25	245	1
71120012	2	10-70	65	3.0	35	261	1
71120013	3	10-100	80	3.5	45	315	1

11042 Battery terminal pullers

- **three-armed**, with a self-centring quick-action clamp and automatic feed, zinc plated
- for extracting battery terminal clamps, smaller ball bearings, pulleys etc.
- as force is applied through the spindle, the extractor hooks automatically apply increasing force to the part being extracted
- particularly suited to car electric, compressed air system repairs and similar applications due to the compact design and small hooks



Code	size	Clamp. width mm	Clamp. depth mm	Max. loading in t	Max. torque in N-m	⚖️ g	📦
71180011	1	10-60	45	2.5	25	299	1
71180012	2	10-70	65	3.0	35	340	1
71180013	3	10-100	80	3.5	45	692	1

11060 Internal pullers

- for extracting ball bearings, bearing outer races and bushes; zinc plated
- to be used with counter stay No 11061 and slide hammer No 11062
- even bearings which are tight up against the walls are securely gripped due to the excellent clamping effect



Code	size	Clamp. width mm	Max. torque in N-m	⚖️ g	📦
71160010	0	8-12	30	102	1
71161011	1	12-16	30	110	1
71160021	1a	16-20	30	116	1
71160012	2	20-27	30	131	1
71160013	3	27-36	60	365	1
71160015	5	36-46	60	385	1
71160016	6	46-58	60	558	1
71160017	7	58-70	60	612	1
71160018	8	70-100	60	1659	1

Pullers

11061 Counter stays

- to be used with internal puller No 11060; zinc plated
- insert and open up the internal puller
- screw the spindle of the counter-stay into the internal puller
- extract the workpiece



Code	size	suitable for No 11060	Max.torque in N-m	⚖️ g	📦
71170011	1	sizes 0-2	30	654	1
71170012	2	sizes 3-7	60	1518	1
71170013	3	size 8	60	2317	1

11062 Slide hammers

- to be used with internal puller No 11060; zinc plated
- for extracting ball bearings if it is not possible to use puller No 11061 because there is insufficient space



Code	size	suitable for No 11060	⚖️ g	📦
71161001	1	sizes 0-2	650	1
71161002	2	sizes 3; 5	1435	1

12613 Separating fixtures

- zinc plated
- for use with No 12614 of same sizes
- for separating and extracting ball bearings, roller bearings, bushes, wheels and other tightly fitting parts
- applying uniform pulling force to the side bolts will gently separate workpieces; apply puller No 12614
- apply force to pull off



Code	size	Clamp. width mm	Opening mm	Max. loading in t	Max. torque in N-m	⚖️ g	📦
71030010	0	5-60	60	2.0	30	562	1
71030011	1	12-75	75	2.5	40	787	1
71030012	2	22-115	115	4.0	70	2020	1
71030013	3	30-155	155	5.0	90	3740	1

12614 Pullers

- zinc plated
- for use with No 12613 of same sizes
- for extracting ball bearings, roller bearings, bushes, wheels and other tight fitting parts
- the puller is connected to separator No 12613 to enable the workpiece to be extracted



Code	size	Clamp. width mm	Extraction bolts mm	Max. loading in t	Max. torque in N-m	⚖️ g	📦
71040010	0	45-110	110	2.0	30	910	1
71040011	1	55-140	155	2.5	40	1220	1
71040012	2	60-215	200	4.0	70	2802	1
71040013	3	85-295	315	5.0	90	6820	1

V 12614 Extensions

- 1 pair, for use with puller No 12614
- extensions for the extraction bolts on the puller for use with longer workpieces



Code	size	for No	L mm	⚖️ g	📦
79440011	1	12614-0, -1	100	89	1
79440012	2	12614-2	150	233	1
79440013	3	12614-3	150	743	1

11030 Universal wheel hub pullers

- with three extractor hooks, zinc plated
- for extracting wheel hubs on HGV's and cars up to a hole diameter of 225 mm
- the axially mounted threaded bush enables the workpiece to be freed by gently tapping the end of the spindle



Code	size	Arms	Max. loading in t	Max. torque in N-m	⚖️ g	📦
71110013	1	3	14.0	280	3566	1
71110015	2	5	14.0	280	4568	1

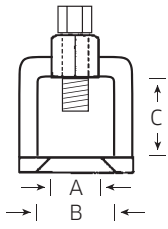
H 11030 Arm for No 11030

- 1 piece

Code	⚖️ g	📦
79100010	524	1

11041 Ball joint separators

- zinc plated
- for forcing out ball pins on vehicles



Code	size	A mm	B mm	C mm	Max. torque in N-m	⚖️ g	📦
71230011	1	18	37	37	50	285	1
71230012	2	23	45	45	120	476	1
71230013	3	29	55	60	160	910	1
71230014	4	39	70	80	280	2024	1

size 1 for passenger vehicles
size 2 for passenger vehicles and vans
size 3 + 4 for trucks

SP 11040-12150 Spindles

Code	No	for puller No	⚖️ g	📦
7928 1011	SP 11040-1	11040-1; 11042-1	108	1
7928 1111	SP 11040-2	11040-2; 11042-2	1	1
7928 1012	SP 11040-3	11040-3; 11042-3	66	1
7928 1019	SP 11041-1	11041-1	74	1
7928 1020	SP 11041-2	11041-2	94	1
7928 1021	SP 11041-3	11041-3	360	1
7928 1022	SP 11041-4	11041-4	231	1
7928 1013	SP 11050-1	11050-1, -2; 11051-1, -2; 11056; 12150-1, 12152-1, 12614-0, -1	171	1
7928 1014	SP 11050-3	11050-3, -4; 11051-3, -4; 12614-2	590	1
7928 1015	SP 11050-5	11050-5, -6	1235	1
7928 1023	SP 11053-1	11053-1, -2; 11054-1, -2; 12614-3	876	1
7928 1016	SP 11055-1	11055-1	177	1
7928 1017	SP 11055-2	11055-2	176	1
7928 1018	SP 11055-3	11055-3	592	1
7928 1034	SP 12150-2	12150-2; 12152-2	440	1

12616 Universal ball joint separator

- zinc plated
- DIN/ISO 7803
- for extracting ball-joints on cars and light delivery vans



Code	Fork opening mm	Clear height mm	Max. loading in t	Max. torque in N-m	⚖️ g	📦
71050010	18-22	20-50	3.5	70	611	1

12623 Ball joint separator

- zinc plated
- for extracting ball-joints especially on BMW, Fiat, Ford, Mercedes-Benz, Nissan, Opel, Toyota, VW/Audi and Volvo cars



Code	Fork opening mm	Clear height mm	Max. loading in t	Max. torque in N-m	⚖️ g	📦
71050011	20	12-50	3.5	40	1284	1

12623-1 Ball joint separator

- zinc plated
- for vehicles with aluminium chassis
- for extracting ball-joints, especially on Audi A6 and A8 after model year 1999 and for other vehicles with limited work space



Code	Fork opening mm	Clear height mm	Max. loading in t	Max. torque in N-m	⚖️ g	📦
71050012	24	60-80	3.5	40	1577	1

12623-3 Ball joint separator

- zinc plated
- on heavy goods vehicles, buses and construction site vehicles



Code	Fork opening mm	Clear height mm	Max. loading in t	Max. torque in N-m	⚖️ g	📦
71050014	35-45	115	20	200	2900	1

12623-4 Ball joint separator

- zinc plated
- on medium-sized and heavy HGV's, buses and construction site and other special vehicles



Code	Fork opening mm	Clear height mm	Max. loading in t	Max. torque in N-m	⚖️ g	📦
71050015	27-36	90	10	100	2790	1



10 SPECIAL AUTOMOTIVE TOOLS

KABELEX® tools and sets
>> Page 330



Car body repair tools
>> Page 334




Tools for vehicle doors
>> Page 337



Tools for fitting/removing vehicle glass
>> Page 337



Workshop sets
>> Page 339



Special tools for cars
>> Page 353



Special tools for HGVs
>> Page 369



The right solution is always on hand.
STAHLWILLE special-purpose tools for the automotive industry.



Together with leading automotive manufacturers, STAHLWILLE develops special-purpose tools and brand-specific tool compilations. Continuous new and further developments of tools ensure that production and workshops always have high-quality and well thought-out tool solutions at hand.



VERSATILE.

Tool assortments specially designed for individual vehicle marques guarantee optimised, efficient work processes. Whether in the workshop, in production or on the racetrack – application engineers appreciate the advantages of STAHLWILLE special automotive tools.



INDIVIDUAL.

STAHLWILLE's KABELEX® range. More than 30 different tools to release cable connectors quickly and easily - without cutting them off, which saves time and money. Available as single tools, individually combined sets or special sets for certain vehicle marques.



POWERFUL.

It would be hard to imagine garage and production environments without compressed air tools. Hardly surprising, then, that STAHLWILLE offer such a wide range of tried-and-tested, job-specific sockets.

SAFE.

Twin suction lifters made by STAHLWILLE and the three-component glass removal set ensure that windscreens and other car glass panes are easily and safely removed, fitted and transported.




EFFICIENT.

Often enough, corroded or seized parts - like glow-plugs - slow down repair and servicing jobs. STAHLWILLE's glow-plug socket pliers make it that much easier to remove and refit these connectors, even in hard-to-reach places.





Plug system	Tools	Private cars											Lorries				Contact size mm	No		
		BMW	Fiat	Ford	Mazda	Mercedes-Benz	Opel	PSA	Renault	Volvo	VW/Audi/Skoda/Porsche	MAN	Mercedes-Benz	Scania	Volvo					
Round plug systems/ crimp-contacts <small>(The complete tool consists of ejection tool with bush)</small>		•	•			•	•			•	•		•	•			•	•	∅ 1,5	1501 + 1511
		•	•			•	•			•	•		•	•			•	•	∅ 3,5	1502 + 1512
													•	•	•		•	•	∅ 4 ABS	1503 + 1513, 1523
		•				•	•												∅ 2,5	1504 + 1514
			•				•	•	•										∅ 2,3	1505 + 1515
														•	•				∅ 4	1506 + 1516
Round plug systems/ soldered contacts			•	•	•														∅ 1,5 pin contact	1575
						•													∅ 4	1584
			•			•													∅ 2,5	1585
Flat plug systems with 2 or more locking tongues Crimp contacts		•		•		•	•	•	•		•		•						2,8	1551
		•	•	•		•	•	•	•		•		•						5,8	1552
						•	•	•	•	•									1,6	1556
						•					•								9,5 Maxi Power Timer-contacts	1559
																			2,8 Ducon	1565
																			1,5 Ducon	1566
													•						VKR box contact	1577
													•						• MKR/MKS-contacts	1577-1
		•				•													SLK-contacts (primary)	1578K-1
		•				•													SLK-contacts 97 (primary+secondary)	1578K-2
		•				•													LSK-contacts	1589K
						•													1,65 E 95	1587
		•	•	•		•	•	•	•	•	•		•	•	•	•			2,8/5,8 Junior Power Timer-contacts Standard Power Timer-contacts	1591
Flat plug systems with 2 locking tongues asymmetrical Crimp contacts																		0,64 MQS asymmetrically	1556-1	
													•						2,8	1557
													•						4,8	1558
Flat plug systems with 1 locking tongue Crimp contacts		•	•	•	•	•	•	•	•	•		•							2,8/5,8	1553
		•							•	•	•								2,8	1554
		•							•	•									5,8	1555
		•	•	•	•	•	•	•	•	•		•	•	•	•				Several Pid-Pod	1562
																			0,8 Ducon	1563
																			1,5 Ducon	1564
			•	•	•		•	•	•		•								1,6 Without box	1574
													•						2,8	1576



STAHlwille Kabelex® Protect For workshops and cable configuration

- bicoloured handle:
 - with locking blade cover, to protect the fine blade and guard against injury
 - easier to handle for fine and intricate work on miniature connectors
- releases cable connectors quickly and easily without cutting them off – saves time and money
- also available in carefully selected sets
- over 30 different cable extractors available
- blades made of extremely tough and durable chrome vanadium and special spring steel

1501-1506 Ejection tools Kabelex®

- for round snap-in receptacles, including dismantling sleeve



Code	No	for contact sizes ∅ mm	g	
96746230	1501 + 1511 (e.g. BMW, Mercedes-Benz, Fiat, MAN, Opel, Porsche, Seat, Skoda, VW/Audi)	1.5	45	1
96746231	1502 + 1512 (e.g. BMW, Mercedes-Benz, Fiat, MAN, Opel, Porsche, Seat, Skoda, VW/Audi)	3.5	59	1
96746232	1503 + 1513 for ABS (lorries) please order corresponding assembly sleeve No 1523 (e.g. Mercedes-Benz, MAN, Scania) separately	4.0	79	1
96746233	1504 + 1514 (e.g. BMW, Mercedes-Benz, Opel)	2.5	60	1
96746234	1505 + 1515 (e.g. Ford, Opel, PSA, Renault)	2.3	46	1
96746235	1506 + 1516 (e.g. Mercedes-Benz trucks, MAN, Scania)	4.0	72	1

1511-1516 Dismantling sleeves Kabelex®



Code	No	for contact sizes ∅ mm	L mm	inside ∅ mm	outside ∅ mm	g	
78600001	1511 for No 1501	1.5	30	2.9	3.3	1	10
78600002	1512 for No 1502	3.5	30	4.4	5.0	1	10
78600003	1513 for No 1503	4.0	45	6.0	6.5	2	10
78600004	1514 for No 1504	2.5	30	4.0	4.4	1	10
78600005	1515 for No 1505	2.3	35	3.0	3.3	8	10
78600006	1516 for No 1506 (for 4.0 mm MOLEX-contacts)	4.0	35	5.6	6.0	1	10

1523 Assembly sleeve Kabelex® ABS

- for No 1503



Code	for contact sizes ∅ mm	L mm	inside ∅ mm	outside ∅ mm	g	
78610001	4.0	50	4.0	6.5	5	3

1551/1552 Cable extractor tools Kabelex®

- for flat snap-in receptacles, e.g. BMW, Ford, Opel, Porsche, Seat, Skoda, VW/Audi



Code	No	for contact sizes □ mm	g	
74620001	1551	2.8	19	1
74640002	1552	5.8	19	1

1553-1555 Cable extractor tools Kabelex®

- for flat plug-in sockets locked in terminals with single release channel



Code	No	for contact sizes □ mm	g	
74620003	1553 (e.g. BMW, Mercedes-Benz, Ford, MAN, Opel, Porsche, PSA, Renault, Seat, Skoda, VW/Audi)	2.8; 5.8	16	1
74620004	1554 (e.g. BMW, PSA, Renault)	2.8	16	1
74620005	1555 (e.g. BMW)	5.8	16	1

1556 Cable extractor tool Kabelex®

- for flat plug-in sockets, Micro Timer II, III contacts, e.g. Mercedes-Benz, Opel, Porsche, PSA, Renault, Saab, Seat, Skoda, VW/Audi



Code	for contact sizes □ mm	g	
74620006	1.6	17	1

10

1556-1 Cable extractor tool KABELEX®

- for flat plug-in sockets with asymmetrically positioned latches in terminals with two release channels, Seat, Skoda, VW/Audi



Code	for contact sizes □ mm	g	g	g
74612006	0.64	19	1	

1557/1558 Cable extractor tools KABELEX®

- for flat plug-in sockets with asymmetrically positioned latches in terminals with two release channels, Seat, Skoda, VW/Audi



Code	No	for contact sizes □ mm	g	g	g
74620007	1557	2.8	21	1	
74620008	1558	4.8	22	1	

1559 Cable extractor tool KABELEX®

- for flat plug-in sockets, Maxi Power Timer contacts, Mercedes-Benz, VW/Audi



Code	for contact sizes □ mm	g	g	g
74620009	9.5	39	1	

1562 Cable extractor tool KABELEX®

- for flat plug-in sockets, Pit-Pod contacts, all vehicle makes



Code	for contact sizes □ mm	g	g	g
74620012	diverse	25	1	

1574 Cable extractor tool KABELEX®

- for flat plug-in sockets, Micro-Timer I contacts and ABS plug-in housing, Fiat, Ford, Mazda, Opel, PSA, Renault, Saab, VW/Audi



Code	for contact sizes □ mm	g	g	g
74620024	1.6	15	1	

1575 Cable extractor tool KABELEX®

- for round soldered pin contacts, Ford, for flat plug-in sockets (retention by locking device on terminal), Fiat, Mazda, Toyota



Code	for contact sizes ∅ mm	for contact sizes □ mm	g	g	g
74620025	1.5	2.8; 5.8	15	1	

1576 Cable extractor tool KABELEX®

- for flat plug-in sockets with single latch (flat plug without box), e.g. MAN



Code	for contact sizes □ mm	g	g	g
74620026	2.8	18	1	

1577 Cable extractor tool KABELEX®

- for flat plug-in sockets, VKR Box contacts, e.g. MAN



Code	g	g	g
74620027	49	1	

1577-1 Cable extractor tool KABELEX®

- for flat plug-in sockets, MKR/MKS contacts, e.g. MAN/Volvo



Code	for contact sizes □ mm	g	g	g
74615027	1.5	23	1	

1578K-1 Cable extractor tool KABELEX®

- for flat plug-in sockets, SLK contacts (primary), e.g. BMW, Mercedes-Benz



Code	for contact sizes □ mm	g	g	g
74610028	2.8	35	1	

1578K-2 Cable extractor tool KABELEX®

- for flat plug-in sockets, SLK contacts 97 (primary, secondary), e.g. BMW, Mercedes-Benz



Code	for contact sizes □ mm	g	g	g
74612028	2.8	35	1	

1584/1585 Cable extractor tools KABELEX®

- for round soldered contacts, Mercedes-Benz



Code	No	for contact sizes ∅ mm	g	g	g
74620034	1584	4.0	13	1	
74620035	1585	2.5	11	1	

1587 Cable extractor tool KABELEX®

- for flat plug-in sockets, E-95 contacts, Mercedes-Benz



Code	for contact sizes □ mm	♻️ g	📦
74620037	1.65	23	1

1589K Cable extractor tool KABELEX®

- for flat plug-in sockets, LSK contacts, e.g. BMW, Mercedes-Benz



Code	for contact sizes □ mm	♻️ g	📦
74610039	8	45	1

1700 MAN/ Volvo Tool set KABELEX®

- for MAN/Volvo, Mercedes-Benz trucks

Content 14 pieces:

- No 1501, 1502, 1503, 1506: ejection tools for contact sizes \varnothing 1.5; 3.5; 4.0 (ABS) and 4.0 mm
- No 1511, 1512, 1513, 1516: dismantling sleeves for contact sizes \varnothing 1.5; 3.5; 4.0 (ABS) and 4.0 mm



- No 1523: assembly sleeve (ABS)
- No 1553, 1591: cable extractor tools for contact sizes □ 2.8 and 5.8 mm
- No 1576: cable extractor tool for flat plugs without box □ 2.8 mm
- No 1577: cable extractor tool for VKR Box contacts □
- No 1577-1: cable extractor tools for MKR/MKS contacts □ 1.5 mm

Code	♻️ g	📦
96747208	1300	1

1560 Tool set KABELEX®

- for round plug connections (incl. ABS)

Content 10 pieces:

- 1 each No 1501: ejection tool for contact sizes \varnothing 1.5 mm
- 1 each No 1502: ejection tool for contact sizes \varnothing 3.5 mm
- 1 each No 1503: ejection tool for contact sizes \varnothing 4.0 mm
- assembly or dismantling sleeve (ABS)
- 2 each No 1511: dismantling sleeves for contact sizes \varnothing 1.5 mm (1 each mounted)
- 2 each No 1512: dismantling sleeves for contact sizes \varnothing 3.5 mm (1 each mounted)
- 2 each No 1513: dismantling sleeves for contact sizes \varnothing 4.0 mm (1 each mounted)
- 1 each No 1523: assembly sleeve (ABS)



Code	♻️ g	📦
96747201	560	1

1591 Cable extractor tool KABELEX®

- for flat plug-in sockets in terminals with two release channels, Junior Power Timer contacts, Standard Power Timer contacts, e.g. BMW, Mercedes-Benz, Fiat, Ford, MAN, Opel, PSA, Renault, Saab, VW/Audi



Code	for contact sizes □ mm	♻️ g	📦
74620041	2.8; 5.8	25	1

1570/2 Universal set KABELEX®

Content 12 pieces:


- No 1501, 1502, 1505: ejection tools for contact sizes \varnothing 1.5; 3.5; 2.3 mm
- No 1511, 1512, 1515: dismantling sleeves for contact sizes \varnothing 1.5; 3.5; 2.3 mm
- No 1553: cable extractor tool for plugs with one release channel □ 2.8 and 5.8 mm
- No 1556: cable extractor tool for Micro-Timer II, III contacts □ 1.6 mm
- No 1559: cable extractor tool for Maxi-Power Timer contacts □ 9.5 mm
- No 1562: cable extractor tool for Pit-Pod contacts
- No 1574: cable extractor tool for Micro-Timer I contacts and ABS plug-in housing □ 1.6 mm
- No 1591: cable extractor tool for plugs with two release channels □ 2.8 and 5.8 mm



Code	♻️ g	📦
96747304	1230	1

STHLWILLE KABELEX®.

The specialists.

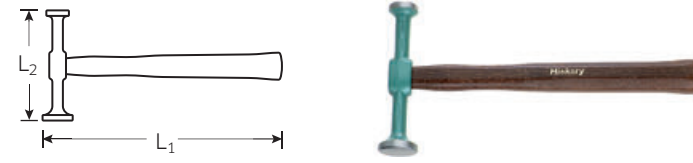


Efficiency in the workplace - when it pays to be competitive, removing cables on vehicles safely and quickly gives you that advantage. This is why STHLWILLE offers over 30 different cable removing tools for cars. The fine but highly resilient blades are made of chrome vanadium and special spring steel.

10

Car body repair tools and pullers

10775 Dinging hammer



Code	ϕ mm	L_1 mm	L_2 mm	Δ g	
70130002	30/40	300	155	516	2

10776 Special planishing hammer

- large extra thin faces
- square face chequered



Code	ϕ mm	\square mm	L_1 mm	L_2 mm	Δ g	
70130010	46	40	320	115	521	2

10780 Planishing hammer


- short



Code	ϕ mm	\square mm	L_1 mm	L_2 mm	Δ g	
70130003	32	25	300	100	346	2

10785 Planishing hammer

- short
- round face chequered



Code	ϕ mm	\square mm	L_1 mm	L_2 mm	Δ g	
70130004	40	35	300	96	484	2

10790 Pecking hammer


- with round face and ball pein



Code	ϕ mm	L_1 mm	L_2 mm	Δ g	
70130005	18/41	300	158	479	2

10795 Pecking hammer


- with round face and acorn shaped pein



Code	ϕ mm	L_1 mm	L_2 mm	Δ g	
70130006	20/41	300	160	461	2

10800 Pecking hammer

- short
- round flat face and pointed pein



Code	ϕ mm	L_1 mm	L_2 mm	Δ g	
70130007	35	300	135	357	2

10805 Pecking hammer

- round flat face
- oblong, thin pein, approx. 1 mm thick



Code	ϕ mm	L_1 mm	L_2 mm	Δ g	
70130008	40	300	160	446	2

10806 Pecking hammer

- extra large thin face and pein




Code	ϕ mm	L_1 mm	L_2 mm	Δ g	
70130011	40	300	135	764	2

10811 Planishing and grooving hammer

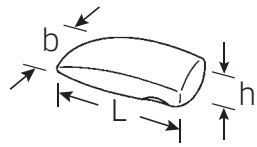


Code	ϕ mm	\square mm	L_1 mm	L_2 mm	Δ g	
70130012	30	36 x 10	320	160	545	2

10812 Planishing and grooving hammer



Code	ϕ mm	\square mm	L_1 mm	L_2 mm	Δ g	
70130013	30	25 x 5	300	115	344	2

10835 Wedge dolly


Code	L mm	b mm	h mm	g	
70210002	130	55	32	958	1

10841 Thin dolly



Code	L mm	b mm	h mm	g	
70210005	107	66	28	984	1

10842 Diabolo dolly


Code	∅ mm	h mm	g	
70210006	57	60	658	1

10845 Toe dolly


Code	L mm	b mm	h mm	g	
70210008	120	55	22	770	1

10855 Universal anvil dolly


Code	L mm	b mm	h mm	g	
70210010	70/60	50/45	58	1110	1

10861 Toe dolly

- chequered surface



Code	L mm	b mm	h mm	g	
70210014	120	55	30	1033	1

10865 Heel dolly


Code	L mm	b mm	h mm	g	
70210012	80	60	35	1070	1

10880 Bumping spoon


Code	L ₁ mm	L ₂ mm	g	
70220001	460	200	1866	1

L₁ = length overall, L₂ = working length

10885 Bumping spoon


Code	L mm	g	
70220002	500	2210	1

10890 Body spoon


Code	L ₁ mm	L ₂ mm	g	
70220003	270	130	552	1

L₁ = length overall, L₂ = working length

10895 Body spoon


Code	L ₁ mm	L ₂ mm	g	
70220004	390	200	1035	1

L₁ = length overall, L₂ = working length

10905 Body file holder

- with coarse blade




Code	L mm	b mm	h mm	g	
72160000	365	35	110	765	2

L = Length, b = Width, h = Height

11005 Pry bar


- head and point polished



Code	L mm	∅ mm	△ g	📦
72090000	400	14	477	6

11006 Lever bar


- special steel
- bright nickel-plated



Code	L mm	b mm	△ g	📦
72090002	400	14	498	6

11007 Lever bar


- special steel
- bright nickel-plated



Code	L mm	b mm	△ g	📦
72090003	400	17	641	6


10923 Body file holder

- from beech wood
- for flat blades



Code	L mm	△ g	📦
72200002	530	302	1


10906-10916 Spare blades for No 10905 and No 10923



Code	No	shape	teeth per inch	L mm	△ g	📦
79060001	10906	fine, radial cut	15	350	321	10
79060002	10907	medium, radial cut	12	350	286	10
79060003	10908	coarse, radial cut	9	350	279	10
79060012	10915	medium, angled cut	12	350	282	10
79060013	10916	coarse, angled cut	9	350	252	10

10922 Body file holder


- from beech wood
- for half round radius file blades



Code	L mm	△ g	📦
72200001	530	255	1

10921 File blade for No 10922


- coarse
- without swarf breaker
- half round
- radial cut



Code	teeth per inch	L mm	△ g	📦
79060004	9	350	216	5

12752 Tin snips

- lever action
- spring-assisted for self-opening action
- heavy duty cutting: sheet steel up to 1.8 mm or stainless steel sheet up to 1.2 mm




Code	shape	L mm	L "	△ g	📦
75230001	L	260	10 1/2	532	1
75230002	R	260	10 1/2	595	1

L = left hand cutting
R = right hand cutting

12753 Tin snips

- lever action
- spring-assisted for self-opening action
- heavy duty cutting: sheet steel up to 1.8 mm or stainless steel sheet up to 1.2 mm




Code	shape	L mm	L "	△ g	📦
75240001	L	260	10 1/2	473	1
75240002	R	260	10 1/2	473	1

L = left hand cutting
R = right hand cutting


12727 Spot weld milling cutter

- HSSE steel
- for spot-weld removal on car body or sheet metal construction
- replaceable milling cutter size ∅ 10 mm
- cutting depth adjustment by set screw
- avoids distortion damage to sheet metal



Code	L mm	△ g	📦
72260001	72	19	5


12728 Replacement milling cutter



Code	L mm	△ g	📦
79260001	13	4	10

12729/12730 Spot weld drills

- for clean, burr-free removal of spot-weld
- self-cutting centre point avoids running off spot weld
- can be reground



Code	No	∅ mm	△ g	📦
72270007	12729	7	18	5
72270008	12730	8	30	5

Tools for vehicle doors

12770 Lever bar

- powder coated for improved slide effect
- for removal of doors trims in cars



Code	L mm	g	g	g
74593101	260	168	5	

12770/2 Lever bar

- for levering off fragile caps, decorative trim (strips and rings), switches, rubber or fabric trim without damaging them
- finely honed, rounded edges ensure the vehicle paintwork and surrounding materials are not damaged or scratched



Code	L mm	g	g	g
74593102	185	20	1	

12770/3 Plastic lever bar

- for removing trim and rubbing strips of all kinds on bodywork and around windcreens, rear and side windows
- the broad area of contact prevents damage such as scratching of painted surfaces, deformation of strips and damage of glass



Code	L mm	g	g	g
74590003	300	209	1	



Tools for fitting/removing vehicle glass

10352 Two double suction lifters

- suction cap \varnothing 120 mm
- mechanical action with safety lock
- special ABS-plastic
- oil and acid resistant
- with belt slots in the handles
- carrying capacity 60 kg



Code	g	g	g
74280001	1405	1	

10350N Windscreen replacement set VERITRAC

- Content 5 pieces:
- 1 guide handle;
 - 1 coil cutting wire (50 m);
 - 2 double suction lifters



Code	g	g	g
98742711	1760	1	

10352/1 Double suction lifter

- suction cap \varnothing 120 mm
- mechanical action with safety lock
- special ABS-plastic
- oil and acid resistant
- with belt slots in the handles
- carrying capacity 30 kg



Code	g	g	g
74280005	670	1	

10351/1 Draw handle

- for drawing cutting wire through adhesive seal



Code	g	g	g
74270001	90	1	

SD10351N Spare cutting wire

- steel wire \varnothing 0.6 mm
- easy wire removal without the rest unrolling



Code	L m	g	g
79270011	50	170	1



10351N Windscreen removal set
VERITRAC

- as 10350N, but without double suction lifters



Code	g	g	g
96742711	458	1	

10351/2 Guide handle

- for fixing and clamping cutting wire inside vehicle



Code	g	g	g
74270002	195	1	



10351/3 Guide handle

- for fixing and clamping cutting wire inside vehicle
- extra long extension makes it especially suited to recessed glass



Code	g	g	g
74270006	190	1	

1474/2 Wire insert awl

- for feeding or pulling cutting wire through hardened adhesive



Code	g	g	g
78033102	69	1	

12718 Flat scraper

- for removing residues of sealant and adhesive



Code	L mm	g	g
72033101	265	164	5

10356 Scraper

- for removing residues of adhesive and stickers from vehicle glass
- blade 40 mm wide, 0.3 mm thick, interchangeable with cover



Code	Length mm	Width mm	g	g
74270005	165	40	85	1

10356R Spare blades

- 10 pieces



Code	g	g	g
79270015	52	1	

12749 Scraper with reversible tungsten steel blade

- for removing residues of adhesive and stickers from vehicle glass
- can also be used for scraping metal and seals



Code	L mm	g	g
72313101	460	458	1

12749R Spare blade

- for scraper No 12749

Code	g	g	g
79310001	19	1	

10354 Tension strap with ratchet

- for clamping and fixing freshly fitted vehicle glass
- synthetic webbing



Code	Length mm	Width mm	lifting power daN	g	g
74270003	4500	25	800	310	1

10355 Wire insert probe

- for threading cutting wire through hardened adhesive
- 2.5 mm steel tubing
- with brass handle



Code	g	g	g
74270004	115	1	

Workshop sets

806/10 Tool set

- 99 tools, in plastic inlays (modular system see page 46-56)
- 9x1/3 and 1x3/3 inlays for 4 drawers (No 98VA for 2 drawers)
- suitable for workbench No WB620, tool trolleys No 90, 95, 95VA, 98VA, magazine case No 920 and wheely box No 922N

Code	kg
98830001	13.8



96838126



96838127



96838128



96838110



96838112



96838113



96838121



96838123



96838125



96838237

96838126	No	Content
	10	6 x 7; 8 x 9; 10 x 11; 12 x 13; 14 x 15; 16 x 17; 18 x 19; 20 x 22; 24 x 27; 30 x 32 mm

96838127	No	Content
	13	6; 7; 8; 9; 10; 11; 12; 13; 14; 15 mm

96838128	No	Content
	13	16; 17; 18; 19; 20; 21; 22; 24 mm

96838110	No	Content
	40	1/4" ○ 5.5; 6; 7; 8; 9; 10; 11; 12; 13; 14 mm
	400	1/4" ■ 150 mm
	404	1/4" ■ 116 mm
	405/2	1/4" ■ ○ 54 mm
	405/6	1/4" ■ ○ 150 mm
	407	1/4" ■ ○ 38 mm
	412	1/4" ○ ○
	415	1/4" ■
	10760CV	1.5; 2; 2.5; 3; 4; 5; 6; 8; 10; 12 mm

96838112	No	Content
	52	1/2" ○ 10; 11; 12; 13; 14; 15; 16; 17; 18; 19; 20; 21; 22; 24; 27; 30; 32 mm

96838113	No	Content
	506	1/2" ■ 300 mm
	509/2	1/2" ■ ○ 52 mm
	509/5	1/2" ■ ○ 130 mm
	509/10	1/2" ■ ○ 255 mm
	510	1/2" ■ ○ 71 mm
	512	1/2" ■

96838121	No	Content
	65015180	180 mm
	65295200	200 mm
	65434002	J2 180 mm
	65454002	A2 180 mm
	65516240	240 mm
	65642250	250 mm
	66025160	160 mm

96838123	No	Content
	102	175 mm
	108	150 x 6; 175 x 6 mm
	109	size 6; 100 x 3.4 mm

96838125	No	Content
	10956	∅ 35 mm
	10961	500 g

96838237	No	Content
	4620	size 1 (0.6 x 3.5 x 75 mm) size 2 (0.8 x 4.0 x 100 mm) size 3 (1.0 x 5.5 x 125 mm) size 4 (1.2 x 6.5 x 150 mm) size 5 (1.6 x 8.0 x 175 mm)
	4630	PH1; PH2; PH3

10

806/9 TCS TCS tool set



- 98 tools, in TCS inlays (Tool Control System see page 57-79)
- 7x1/3, 1x2/3 and 1x3/3 inlays for 4 drawers (No 98VA for 2 drawers)
- suitable for workbench No WB620, tool trolleys No 90, 95, 95VA, 98VA; magazine case No 920 and wheely box No 922N

Code	kg
98830004	13.2



96838175 96838176



96838177 96838278



96838179 96838180



96838181 96838182



96838183 96838182

No	Content
506	1/2" ■ 300 mm
509/2	1/2" ■ ○ 52 mm
509/5	1/2" ■ ○ 130 mm
509/10	1/2" ■ ○ 255 mm
510	1/2" ■ ○ 71 mm
512	1/2" ■

No	Content
40	1/4" ○ 5.5; 6; 7; 8; 9; 10; 11; 12; 13; 14 mm
400	1/4" ■ 150 mm
404	1/4" ■ 116 mm
405/2	1/4" ■ ○ 54 mm
405/6	1/4" ■ ○ 150 mm

No	Content
407	1/4" ■ ○ 38 mm
412	1/4" ○ ○
415	1/4" ■
10760CV	1.5; 2; 2.5; 3; 4; 5; 6; 8; 10; 12 mm

No	Content
52	1/2" ○ 10; 11; 12; 13; 14; 15; 16; 17; 18; 19; 20; 21; 22; 24; 27; 30; 32 mm

No	Content
4620	size 1 (0.6 x 3.5 x 75 mm) size 2 (0.8 x 4.0 x 100 mm) size 3 (1.0 x 5.5 x 125 mm) size 4 (1.2 x 6.5 x 150 mm)
4630	PH1; PH2; PH3

No	Content
65015180	180 mm
65295200	200 mm
65516240	240 mm
66025160	160 mm

No	Content
65434002	J2 180 mm
65454002	A2 180 mm
65642250	250 mm

No	Content
102	175 mm
108	150 x 6; 175 x 6 mm
109	size 6 (100 x 3.4 mm)
10956	∅ 35 mm
10961	500 g

No	Content
10	6 x 7; 8 x 9; 10 x 11; 12 x 13; 14 x 15; 16 x 17; 18 x 19; 20 x 22; 24 x 27; 30 x 32 mm

No	Content
13	6; 7; 8; 9; 10; 11; 12; 13; 14; 15; 16; 17; 18; 19; 20; 21; 22; 24 mm

2500 TCS Workshop set for BMW vehicles

- 283 tools, in TCS inlays (Tool Control System see page 57-79)
- 7x1/3, 1x2/3 and 4x3/3 inlays for 7 drawers (No 98VA for 3.5 drawers)

Code	kg
97830600	27



96838192



96830679



96830605




96830602



96830603



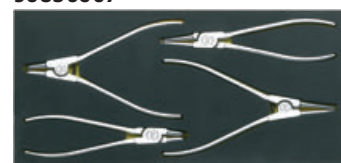
96838177



96830607



96830706



96830608



96830622



96830604



96830609

96838192	No	Content
	20	6 x 7; 8 x 9; 10 x 11; 12 x 13; 14 x 15; 16 x 17; 18 x 21; 19 x 22 mm

96830679	No	Content
	40	1/4" O 3; 5; 5.5; 6; 7; 8; 9; 10; 11; 12; 13; 14 mm

96830679	No	Content
	40L	1/4" O 4; 4.5; 5; 5.5; 6; 7; 8; 9; 10; 11; 12; 13 mm
	41K	1/4" O, ⊖ 0.6 x 3.5; 1.0 x 5.5; 1.2 x 8 mm
	44K	1/4" O, ● 3; 4; 5; 6; 8 mm
	44P	1/4" O, ⊕ PH1; PH2; PH3; PH4
	400	1/4" ■ 150 mm
	404	1/4" ■ 116 mm
	405/2	1/4" ■ O 54 mm
	405/4	1/4" ■ O 100 mm
	405/6	1/4" ■ O 150 mm
	407	1/4" ■ O 38 mm
	409	3/8" ■ 1/4" O
	412	1/4" O O
	415	1/4" ■
	736/40	5/16" O, ■ D8
	1435	size T55

96830605	No	Content
	10	6 x 7; 8 x 9; 10 x 11; 12 x 13; 14 x 15; 16 x 17; 18 x 19; 20 x 22; 21 x 24 mm
	13	6; 7; 8; 9; 10; 11; 12; 13; 14; 15; 16; 17; 18; 19; 21; 22; 24; 27; 30; 32 mm
	24	10 x 11 mm

96830602	No	Content
	46	3/8" O 10; 11; 12; 13 mm
	47	3/8" O 10; 11; 12; 13; 14; 15; 16 mm
	1049	3/8" O 9 mm
	49X	3/8" O sizes M6; M8; M10
	427/3	3/8" ■ O 76 mm
	427/5	3/8" ■ O 125 mm
	427/10	3/8" ■ O 240 mm
	428	3/8" ■ O 46 mm
	431	1/4" ■ 3/8" O
	432	1/2" ■ 3/8" O
	435	3/8" ■
	452QR	3/8" ■
	456	3/8" O 7; 8; 9; 10; 11; 12; 13; 14; 15; 16; 17; 18; 19; 20; 21; 22 mm





























96830603	No	Content
	506	1/2" ■ 300 mm
	509/2	1/2" ■ O 52 mm
	509/5	1/2" ■ O 130 mm
	509/10	1/2" ■ O 255 mm (2x)
	510	1/2" ■ O 71 mm
	512	1/2" ■
	513	3/8" ■ 1/2" O
	514	3/4" ■ 1/2" O











96838177	No	Content
	52	1/2" O 10; 11; 12; 13; 14; 15; 16; 17; 18; 19; 20; 21; 22; 24; 27; 30; 32 mm





96830607	No	Content
	21TX	sizes E6 x E8; E10 x E12; E14 x E18; E20 x E24
	40TX	1/4" O sizes E4; E5; E6; E7; E8





Continuation see next page





Special automotive tools













96830607	No	Content
	44KTXB	1/4" \circ sizes T10; T15; T20; T25; T27; T30; T40
	409M	3/8" \blacksquare 1/4" \circ
	415B	1/4" \circ
	3115/1	1/4" \blacksquare \bullet
	45TX	3/8" \circ sizes E10; E12; E14
	47TX	3/8" \circ sizes E8; E10
	49TX	3/8" \circ size T40
	50TX	1/2" \circ sizes E11; E16; E18; E20; E24
	54TX	1/2" \circ sizes T45; T50; T55; T60
	54TXB	1/2" \circ sizes T30; T40; T45; T50
	PZ 1221	PZ1
	PZ 1222	PZ2
	PZ 1223	PZ3
	1410	size T6
	1411	size T7
	1412	size T8
	1413	size T9
	1427	size T25 (65 mm)
	1440	size T10
	1441	size T15
	1442	size T20
	1443	size T25
	1444	size T27
	1445	size T30
	1446	size T40
	4856	sizes T6; T7; T8; T9; T10; T15; T20; T25; T27; T30
	10766/9	sizes T8; T9; T10; T15; T20; T25; T27; T30; T40
		TORX® controller

96830706	No	Content
	4628	size 1 (0.4 x 2.5 x 60 mm)
	4724	size 2 (1.0 x 5.5 x 25 mm)
	4734	PH2
	4744	PZ1
	4820	size 0.6 x 3.5 x 75 mm size 0.8 x 4.0 x 100 mm size 1.2 x 6.5 x 150 mm size 1.6 x 10.0 x 200 mm size 2.0 x 12.0 x 250 mm
	4830	PH1; PH2; PH3
	4840	PZ1
	7756	
	10767/9	1.5; 2; 2.5; 3; 4; 5; 6; 8; 10 mm
	12922E	\varnothing 6 mm


96830608	No	Content
	65434002	J2 180 mm
	65444021	J21 170 mm
	65454002	A2 180 mm
	65464021	A21 170 mm

96830622	No	Content
	65015180	180 mm
	65295200	200 mm
	65726240	240 mm
	66025160	160 mm

96830604	No	Content
	49	3/8" \circ 5; 6; 7 mm
	54	1/2" \circ 8; 10; 12; 14; 17 mm
	2309K	1/2" \circ 17; 19 mm
	12506	6; 7 mm

96830609	No	Content
	102	200 mm
	103	150 mm
	105	120 x 10 mm
	108	150 x 3; 150 x 4; 150 x 5; 150 x 6; 150 x 8 mm
	10959	\varnothing 40 mm
	10961	500 g
	12373	
	12600	500 g
	12718	
	12935/3	3 m
	39Pkw	400 mm
	65642250	250 mm

2501N TCS Workshop set for BMW motorbikes

-  215 tools, in TCS inlays (Tool Control System see page 57-79)
- 2x1/3, 2x2/3 and 5x3/3 inlays for 7 drawers (No 98VA for 3.5 drawers)

Code	\varnothing	kg
97830606		24.5



96832096


96832095



96832097



96832098



96832099




96832100



96832102



96832101



96830622

96832096	No	Content
	13	5.5; 6; 7; 8; 9; 10; 11; 12; 13; 14; 15; 16; 17; 18; 19; 20; 21; 22; 23; 24; 27; 29. 30; 32; 34 mm

96832095	No	Content
	40	1/4" \square 4; 5; 5.5; 6; 7; 8; 9; 10; 11; 12; 13 mm
	40TX	1/4" \square sizes E8; E10
	44K	1/4" \square \bullet 3; 4; 5; 6; 8 mm
	44KTXB	1/4" \square sizes T8; T10; T15; T20; T25; T27; T30; T40
	400	1/4" \blacksquare 150 mm
	404	1/4" \blacksquare 116 mm
	405/2	1/4" \blacksquare \square 54 mm
	405/4	1/4" \blacksquare \square 100 mm
	407	1/4" \blacksquare \square 38 mm
	412	1/4" \square \square
	415	1/4" \blacksquare
	45TX	3/8" \square sizes E8; E10; E12; E14
	49	3/8" \square 5; 6; 8 mm
	49TX	3/8" \square sizes T25; T45
	425	3/8" \blacksquare 165 mm
	427/3	3/8" \blacksquare \square 76 mm
	427/10	3/8" \blacksquare \square 240 mm
	428	3/8" \blacksquare \square 46 mm
	431	1/4" \blacksquare 3/8" \square
	432	1/2" \blacksquare 3/8" \square
	435	3/8" \blacksquare
	456	3/8" \square 8; 9; 10; 11; 12; 13; 14; 15; 16; 17; 18; 19; 20; 21; 22 mm
	52	1/2" \square 10; 11; 12; 13; 14; 15; 16; 17; 18; 19; 21; 22; 24; 27; 30; 32; 34 mm
	54	1/2" \square 10; 12 mm
	54TX	1/2" \square sizes T40; T50; T55; T60
	506	1/2" \blacksquare 300 mm
	509/5	1/2" \blacksquare \square 130 mm
	509/10	1/2" \blacksquare \square 255 mm
	510	1/2" \blacksquare \square 71 mm
	512	1/2" \blacksquare
	513	3/8" \blacksquare 1/2" \square
	1054TX	1/2" \square sizes T50; T55
	2054TX	1/2" \square sizes T40; T45

96832097	No	Content
	10	6 x 7; 8 x 9; 10 x 11; 12 x 13; 14 x 15; 16 x 17; 18 x 19; 20 x 22; 21 x 24 mm
	21TX	sizes E6 x E8; E10 x E12

96832098	No	Content
	4621	size 0 (0.4 x 2.5 x 80 mm) size 1 (0.5 x 3.5 x 90 mm) size 2 (0.6 x 4.0 x 100 mm) size 4 (1.0 x 6.5 x 140 mm) size 5 (1.2 x 8.0 x 160 mm)
	4631	PH1; PH2
	4632	PH1; PH2; PH3
	4724	size 2 (1.0 x 5.5 x 25 mm)
	4734	PH2
	10506	0.8 x 4.0 x 300 mm
	10518	1.0 x 5.5 x 410 mm
	12600	500 g
	12922E	\varnothing 6 mm

96832099	No	Content
	10769	sizes T9; T10; T15; T20; T25; T30; T40; T45; T50
	10771/8	sizes T9; T10; T15; T20; T25; T27; T30; T40

96832100	No	Content
	65345280	280 mm
	65355200	200 mm
	65434001	J1 140 mm
	65434002	J2 180 mm
	65454001	A1 140 mm
	65454002	A2 180 mm

96832102	No	Content
	46	3/8" \square 20.8 mm-13/16"
	4600	3/8" \square 16 mm-5/8"
	4606	3/8" \square 18 mm-11/16"
	10767/9	1.5; 2; 2.5; 3; 4; 5; 6; 8; 10 mm
	10768	2.5; 3; 4; 5; 6; 8; 10 mm
	12507-2K	8; 10 mm


96832101	No	Content
	102	150 mm
	103	150 mm
	105	120 x 10 mm
	108	150 x 2.5; 150 x 3; 150 x 4; 150 x 5; 150 x 6; 150 x 8 mm
	10356	
	10670	285 mm
	10672	20 x 315 mm
	10959	\varnothing 40 mm
	10961	300; 500 g
	12374	
	12900N	
	12965N	

96830622	No	Content
	65015180	180 mm
	65295200	200 mm
	65726240	240 mm
	66025160	160 mm

2502 TCS Workshop set for BMW motorbikes

- entry-level set
- 139 tools, in TCS inlays (Tool Control System see page 57-79)
- 3x3/3, 1x1/3 inlays for 4 drawers (No 98VA for 2 drawers)

Code ⚖️
kg
97830607 12.4



96830180	No	Content
	40	1/4" ○ 5; 5.5; 6; 7; 8; 9; 10; 11; 12; 13 mm
	400	1/4" ■ 150 mm
	405/2	1/4" ■ ○ 54 mm
	405/6	1/4" ■ ○ 150 mm
	407	1/4" ■ ○ 38 mm
	409	3/8" ■ 1/4" ○
	410	1/4" ○, 1/2" ■, 28 mm
	412	1/4" ○ ○
	415	1/4" ■
	431	1/4" ■ 3/8" ○
	432	1/2" ■ 3/8" ○
	52	1/2" ○ 10; 11; 12; 13; 14; 15; 16; 17; 18; 19; 20; 21; 22; 24; 27; 30; 32 mm
	509/3	1/2" ■ ○ 75 mm
	509/5	1/2" ■ ○ 130 mm
	509/10	1/2" ■ ○ 255 mm
	510	1/2" ■ ○ 71 mm
	513	3/8" ■ 1/2" ○
	514	3/4" ■ 1/2" ○
	1204/21-1	4 x ⊕; 4 x ⊕; 9 x ⊕; 3 x ○
	65015180	180 mm
	65295200	200 mm
	65516240	240 mm
	66025160	160 mm

96830181	No	Content
	4620	size 1 (0.6 x 3.5 x 75 mm) size 2 (0.8 x 4.0 x 100 mm) size 3 (1.0 x 5.5 x 125 mm) size 4 (1.2 x 6.5 x 150 mm) size 5 (1.6 x 8.0 x 175 mm)
	4628	size 1 (0.4 x 2.5 x 60 mm)
	4630	PH1; PH2; PH3
	4734	PH2

96830181	No	Content
	10767/9	1.5; 2; 2.5; 3; 4; 5; 6; 8; 10 mm
	10771/8	sizes T9; T10; T15; T20; T25; T27; T30; T40
	12800	

96830182	No	Content
	13	6; 7; 8; 10; 11; 12; 13; 14; 15; 16; 17; 18; 19; 22; 24 mm
	17	8; 10; 13; 17; 19 mm
	105-8/6 K	No 105/120 x 10 mm No 108/150 x 2.5; 150 x 3; 150 x 4; 150 x 5; 150 x 6 mm
	10961	300 g
	12320	
	12935/3	3 m

96833414	No	Content
	1054	1/2" ○ 8; 10 mm
	2054	1/2" ○ 5; 6 mm
	1054TX	1/2" ○ sizes T30; T50
	2054TX	1/2" ○ sizes T40; T45

Tool Trolley 95VA.
Good is now better.

STHLWILLE's Tool Trolley 95VA is equipped with a three-stage safety system - to ensure maximum safety.

3026 TCS Tool set for Mercedes-Benz cars

- 306 tools, in TCS inlays (Tool Control System see page 57-79)
- 4x1/3, 1x2/3 and 7x3/3 inlays for 9 drawers (No 98VA for 4.5 drawers)


Code	kg
97830208	36.4



96830166



96830353




96830608



96831609



96833415




96833416



96833417




96833418



96833419



96833420



96833442



96833460

96830166	No	Content
	20	6 x 7; 8 x 9; 10 x 11; 12 x 13; 14 x 15; 16 x 17; 18 x 21; 19 x 22; 24 x 27; 30 x 32 mm

96830353	No	Content
	10	6 x 7; 8 x 9; 10 x 11; 12 x 13; 14 x 15; 16 x 17; 18 x 21; 19 x 22; 24 x 27; 30 x 32 mm

96830608	No	Content
	65434002	J2 180 mm
	65444021	J21 170 mm
	65454002	A2 180 mm
	65464021	A21 170 mm

96831609	No	Content
	17	8; 10; 12; 13; 17; 19 mm

96833415	No	Content
	12506	6; 7; 8 mm
	12507-2K	8; 10; 13 mm

	65015180	180 mm
	65295145	140 mm
	65516240	240 mm
	66005145	140 mm
	66025180	180 mm
	66025200	200 mm

96833416	No	Content
	4620	size 1 (0.6 x 3.5 x 75 mm) size 2 (0.8 x 4.0 x 100 mm) size 4 (1.2 x 6.5 x 150 mm)
	4621	size 1 (0.5 x 3.5 x 90 mm) size 5 (1.2 x 8.0 x 160 mm)
	4628	size 1 (0.4 x 2.5 x 60 mm)
	4630	PH1; PH2; PH3
	4650	sizes T6; T7; T8; T10; T15; T20; T25; T27; T30
	4650L	sizes T15; T20; T25; T30
	4724	size 2 (1.0 x 5.5 x 25 mm)
	4734	PH2

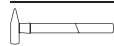


96833417	No	Content
	13	6; 7; 8; 9; 10; 11; 12; 13; 14; 15; 16; 17; 19; 21; 22; 24; 27; 30; 32 mm
	21TX	sizes E6 x E8; E10 x E12; E14 x E18; E20 x E24
	24	10 x 11 mm




96833418	No	Content
	39Pkw	400 mm
	102	150 mm; 200 mm
	105	120 x 10 mm
	108	150 x 3; 150 x 4; 150 x 5; 150 x 6; 150 x 8 mm
	10959	ø 35 mm













10




























Continuation see next page





















Special automotive tools




















96833418	No	Content
	10961	500 g
	11006	400 mm
	12600	3000 g

96833419	No	Content
	10766/9	sizes T8; T9; T10; T15; T20; T25; T27; T30; T40
	10767H/9	1.5; 2; 2.5; 3; 4; 5; 6; 8; 10 mm
	10769	size T45

96833420	No	Content
	50D IMP	1/2" O 32; 36 mm
	2309K	1/2" O 17; 19 mm
	59X	3/4" O M18
	556	3/4" ■ 320 mm
	558	510 mm
	11095/20	20 blades, 0.05 - 1.00 mm
	12374	
	12718	
	12900N	150 mm/6"
	12900/3	
	12935/3	3 m
	65 64 22 50	250 mm

96833442	No	Content
	40	1/4" O 4; 5; 5.5; 6; 7; 8; 9; 10; 11; 12; 13; 14 mm
	40TX	1/4" O sizes E4; E5; E6; E7; E8
	41K	1/4" O, ⊖ 0.6 x 3.5; 1.0 x 5.5; 1.2 x 8 mm
	44K	1/4" O, ● 3; 4; 5; 6; 8 mm
	44P	1/4" O, ⊕ PH1; PH2
	44PZ	1/4" O, ⊕ PZ1; PZ2
	400	1/4" ■ 150 mm
	404	1/4" ■ 116 mm
	405/2	1/4" ■ O 54 mm
	405/6	1/4" ■ O 150 mm
	407	1/4" ■ O 38 mm
	409	3/8" ■ 1/4" O
	412	1/4" O O
	415	1/4" ■
	415B	1/4" O
	45TX	3/8" O sizes E10; E12; E14
	46	3/8" O 10; 11; 12; 13; 14; 15; 16; 17; 18; 19 mm
	47	3/8" O 10; 11; 12; 13; 14; 15; 16; 17; 18; 19 mm
	49TX	3/8" O sizes T40; T45
	427/3	3/8" ■ O 76 mm
	427/6	3/8" ■ O 160 mm
	427/10	3/8" ■ O 240 mm
	428	3/8" ■ O 46 mm
	431	1/4" ■ 3/8" O
	432	1/2" ■ 3/8" O
	435	3/8" ■
	442	1/4" O 3/8" O

96833442	No	Content
	456	3/8" O 10; 11; 12; 13; 14; 15; 16; 17; 18; 19; 21; 22 mm
	736/10 736/10-1	1/4" O, ■ D 6,3 5/16" O, ■ D 8
	PZ 1221 PZ 1222	1/4" ● ⊕ PZ1 1/4" ● ⊕ PZ2
	1410	size T6
	1411	size T7
	1412	size T8
	1413	size T9
	1427	size T25 (65 mm)
	1440	size T10
	1441	size T15
	1442	size T20
	1443	size T25
	1444	size T27
	1445	size T30
	1446	size T40
	1350	M4
	1356	M5
	1357	M6
	1358	M8
	1359	M10

96833460	No	Content
	50	1/2" O 10; 11; 12; 13; 14; 15; 16; 17; 18; 19; 20; 21; 22; 23; 24; 26; 27; 28; 30; 32; 34 mm
	50TX	1/2" O sizes E11; E16; E18; E20; E24
	54	1/2" O 5; 6; 7; 8; 10; 12; 14; 17; 19 mm
	54KK	1/2" O 6; 7; 8; 10 mm
	54TX	1/2" O sizes T50; T55; T60
	54X	1/2" O sizes M8; M10; M12; M14; M16
	506	1/2" ■ 300 mm
	509/5	1/2" ■ O 130 mm
	509W/2	1/2" ■ O 52 mm
	509W/5	1/2" ■ O 130 mm
	509W/10	1/2" ■ O 255 mm
	509QR/2	1/2" ■ O 52 mm
	509QR/5	1/2" ■ O 130 mm (2x)
	510	1/2" ■ O 71 mm
	512	1/2" ■
	513	3/8" ■ 1/2" O
	514	3/4" ■ 1/2" O
	2054X	1/2" O sizes M8; M10
	3054X	1/2" O sizes M12; M14

3022 TCS Tool set for Mercedes-Benz HGVs

- 264 tools, in TCS inlays (Tool Control System see page 57-79)
- 3x1/3, 1x2/3 and 8x3/3 inlays for 10 drawers (No 98VA for 5 drawers)


Code	kg
97830209	47,8




96830172 96830174



96830221 96830608



96830622 96833399



96833400 96833401



96833402 96833403



96833404 96833413

No	Content
511MP	1/2" O 24; 27 mm
54	1/2" O 5; 6; 7; 8; 10; 12; 14; 17; 19 mm
2309	1/2" O 22 mm
2309K	1/2" O 17; 19 mm

No	Content
13	6; 7; 8; 9; 10; 11; 12; 13; 14; 15; 16; 17; 18; 19; 21; 22; 24; 27; 30; 32; 34 mm

No	Content
55	3/4" O 22; 24; 27; 30; 32; 34; 36; 38; 41; 46; 50 mm
552	3/4" ■
556	3/4" ■
558	510 mm
559/8	3/4" ■ O 200 mm
559/16	3/4" ■ O 400 mm
568	1/2" ■ 3/4" O

No	Content
65434002	J2 180 mm
65444021	J21 170 mm
65454002	A2 180 mm
65464021	A21 170 mm

No	Content
65015180	180 mm
65295200	200 mm
65726240	240 mm
66025160	160 mm








No	Content
4620	size 1 (0.6 x 3.5 x 75 mm) size 2 (0.8 x 4.0 x 100 mm) size 4 (1.2 x 6.5 x 150 mm)
4621	size 1 (0.5 x 3.5 x 90 mm) size 5 (1.2 x 8.0 x 160 mm)
4630	PH1; PH2; PH3
4640	PZ1; PZ2
4650	sizes T6; T7; T8; T9; T10; T15; T20; T25; T27; T30
4724	size 2 (1.0 x 5.5 x 25 mm)
4734	PH2












No	Content
20	16 x 17; 18 x 19; 20 x 22; 21 x 23; 24 x 26; 25 x 28; 27 x 32; 30 x 32; 36 x 41 mm

















No	Content
10	6 x 7; 8 x 9; 10 x 11; 12 x 13; 14 x 15; 16 x 17; 18 x 21; 19 x 22; 24 x 27; 30 x 32; 34 x 36; 36 x 41 mm
20	6 x 7; 8 x 9; 10 x 11; 12 x 13; 14 x 15 mm
21TX	E6 x E8; E10 x E12; E14 x E18; E20 x E24 mm












Continuation see next page




























Special automotive tools

96833402	No	Content
	102	150; 200 mm
	105	120 x 12 mm
	108	150 x 3; 150 x 4; 150 x 5; 150 x 6; 150 x 8 mm
	10959	∅ 50 mm
	10961	500; 1000 g
	12374	
	12600	3000 g

96833403	No	Content
	10669	
	10767/9	1.5; 2; 2.5; 3; 4; 5; 6; 8; 10 mm
	10771/8	sizes T9; T10; T15; T20; T25; T27; T30; T40
	12025	210 mm
	12030	260 mm
	12035	210 mm
	12036	260 mm
	12718	
	12900N	150 mm/6"
	12900/3	
	12935/3	3 m

96833404	No	Content
	50	1/2" ∅ 10; 11; 12; 13; 14; 15; 16; 17; 18; 19; 20; 21; 22; 23; 24; 26; 27; 28; 30; 32; 34 mm
	50TX	1/2" ∅ sizes E11; E16; E18; E20; E24
	54TX	1/2" ∅ sizes T50; T55; T60
	54X	1/2" ∅ sizes M6; M8; M10; M12; M14; M16
	504/15	1/2" ■ 397 mm
	506	1/2" ■ 300 mm
	509/2	1/2" ■ ∅ 52 mm
	509/5	1/2" ■ ∅ 130 mm
	509/10	1/2" ■ ∅ 255 mm
	509W/2	1/2" ■ ∅ 52 mm
	509W/5	1/2" ■ ∅ 130 mm
	509W/10	1/2" ■ ∅ 255 mm
	510	1/2" ■ ∅ 71 mm
	512	1/2" ■
	513	3/8" ■ 1/2" ∅
	514	3/4" ■ 1/2" ∅

96833413	No	Content
	40	1/4" ∅ 4; 5; 5.5; 6; 7; 8; 9; 10; 11; 12; 13; 14
	40TX	1/4" ∅ sizes E4; E5; E6; E7; E8
	41K	1/4" ∅ ⊖ 0.6 x 3.5; 1.0 x 5.5; 1.2 x 8 mm
	44K	1/4" ∅ ● 3; 4; 5; 6; 8
	44P	1/4" ∅ ⊕ PH1; PH2
	44PZ	1/4" ∅ ⊕ PZ1; PZ2
	400	1/4" ■ 150 mm
	404	1/4" ■ 116 mm
	405/2	1/4" ■ ∅ 54 mm
	405/6	1/4" ■ ∅ 150 mm
	407	1/4" ■ ∅ 38 mm

96833413	No	Content
	409	3/8" ■ 1/4" ∅
	412	1/4" ∅ ∅
	415	1/4" ■
	415B	1/4" ■
	45TX	3/8" ∅ E10; E12; E14
	49TX	3/8" ∅ T40; T45
	427/3	3/8" ■ ∅ 76 mm
	427/6	3/8" ■ ∅ 160 mm
	427/10	3/8" ■ ∅ 240 mm
	428	3/8" ■ ∅ 46 mm
	431	1/4" ■ 3/8" ∅
	432	1/2" ■ 3/8" ∅
	435	3/8" ■
	442	1/4" ∅ 3/8" ∅
	456	3/8" ∅ 10; 11; 12; 13; 14; 15; 16; 17; 18; 19; 21; 22 mm
	1410	T6
	1411	T7
	1412	T8
	1413	T9
	1427	T25
	1440	T10
	1441	T15
	1442	T20
	1443	T25
	1444	T27
	1445	T30
	1446	T40

1100 TCS Tool set for Porsche


- 228 tools, in TCS inlays (Tool Control System see page 57-79)
- 1x1/3, 1x2/3 and 5x3/3 inlays for 6 drawers (No 98VA for 3 drawers)

Code	kg
97830411	24.7


96830192

96830193

96830194

96830195

96831196

96830197

96830198

96830192	No	Content
	40	1/4" ○ 3.5; 4; 4.5; 5; 5.5; 6; 7; 8; 9; 10; 11; 12; 13 mm
	40TX	1/4" ○ sizes E4; E5; E6; E7; E8
	44	1/4" ○ 3; 4; 5; 6 mm
	400	1/4" ■ 150 mm
	404	1/4" ■ 116 mm
	405/6	1/4" ■ ○ 150 mm
	407	1/4" ■ ○ 38 mm
	409M	3/8" ■ 1/4" ○
	415	1/4" ■
	415SGB N	1/4" ○
	45	3/8" ○ 8; 9; 10; 11; 12; 13; 14; 15; 16; 17; 18; 19 mm
	45TX	3/8" ○ E10; E12; E14
	46	3/8" ○ 20.8 mm-13/16"
	49	3/8" ○ 4; 5; 6; 7; 8; 10 mm
	425	3/8" ■ 165 mm
	427/3	3/8" ■ ○ 76 mm
	427/10	3/8" ■ ○ 240 mm
	428	3/8" ■ ○ 46 mm

96830192	No	Content
	432M	1/2" ■ 3/8" ○
	435	3/8" ■
	50	1/2" ○ 19; 21; 22; 24; 27; 30; 32 mm
	50TX	1/2" ○ sizes E11; E16; E18; E20; E24
	52	1/2" ○ 16; 17; 18; 19; 22; 24; 27; 30; 32 mm
	54	1/2" ○ 6; 7; 8; 10 mm
	54TX	1/2" ○ sizes T45; T50; T55; T60
	54X	1/2" ○ sizes M6; M8; M12; M14
	506	1/2" ■ 300 mm
	509/5	1/2" ■ ○ 130 mm
	509/10	1/2" ■ ○ 255 mm
	510	1/2" ■ ○ 71 mm
	512	1/2" ■
	514M	3/4" ■ 1/2" ○
	1410	size T6
	1411	size T7
	1412	size T8
	1413	size T9
	1440	size T10
	1441	size T15
	1442	size T20
	1443	size T25
	1444	size T27
	1445	size T30
	1446	size T40
	1427	size T25 (65 mm)

96830193	No	Content
	12	5.5; 12; 14 mm (2x)
	13	7; 11 mm (2x); 6; 8; 9; 10; 12; 13; 14; 15; 16; 17; 18; 19; 20; 22; 24; 30; 32; 36 mm (1x)
	14	17 mm


96830194	No	Content
	20	10 x 11; 12 x 13; 14 x 15; 17 x 19; 19 x 22 mm
	21TX	sizes E6 x E8; E10 x E12; E14 x E18; E20 x E24
	23	6 x 7; 8 x 9; 10 x 11; 12 x 13; 14 x 15; 16 x 17; 18 x 19; 20 x 22; 21 x 23; 24 x 27; 30 x 32 mm
	24	8 x 10; 11 x 13; 12 x 14; 17 x 19; 22 x 24 mm







96830195	No	Content
	29	8 x 9; 10 x 11; 12 x 13; 14 x 15; 16 x 17; 18 x 19; 20 x 22 mm
















96831196	No	Content
	4622	size 1 (1.0 x 5.5 x 100 mm) size 2 (1.2 x 6.5 x 125 mm) size 4 (1.6 x 10.0 x 175 mm) size 5 (2.0 x 12.0 x 200 mm)
	4630	PH1
	4632	PH3
	4650	sizes T6; T7; T8; T9; T10; T15; T20; T25; T27; T30
	4724	size 2 (1.0 x 5.5 x 25 mm)
	4734	PH2
	10760CV/9	1.5; 2; 2.5; 3; 4; 5; 6; 8; 10 mm

Continuation see next page

Special automotive tools

9683 1196	No	Content
	10766/9	sizes T8; T9; T10; T15; T20; T25; T27; T30; T40

96830197	No	Content
	65016180	180 mm
	65434002	J2 180 mm
	65454002	A2 180 mm
	65464021	A21 170 mm
	65516240	240 mm
	66026160	160 mm

96830198	No	Content
	100	150 mm
	103	150 mm
	104	120 x 4; 120 x 6 mm
	105	120 x 12 mm
	108	150 x 4 mm
	10670	265 mm
	10940	∅ 55 mm
	10955	∅ 35 mm
	10961	150 x 4 mm
	11095	∅ 35 mm
	12005	
	12036	260 mm
	12321	
	12905	
	12935/3	3 m

1120 TCS Workshop set for VW/Audi (basic)

- 241 tools, in TCS inlays (Tool Control System see page 57-79)
- 3x1/3, 3x2/3 and 4x3/3 inlays for 7 drawers (No 98VA for 4 drawers)

Code	kg
97830820	30.7



9683 1608

9683 1613



9683 1615

9683 1585



9683 1609

9683 0877











9683 1610

9683 0166



9683 1614

9683 1584

9683 1608	No	Content
	40	1/4" ∅ 4; 5; 5.5; 6; 7; 8; 9; 10; 11; 12; 13; 14 mm
	40TX	1/4" ∅ sizes E4; E5; E6; E8
	41K	1/4" ∅, ⊕ 1.0 x 5.5 mm
	44K	1/4" ∅, ● 3; 4; 5; 6 mm
	44KTX	1/4" ∅ sizes T10; T15; T20; T25; T27
	44P	1/4" ∅, ⊕ PH1; PH2
	400	1/4" ■ 150 mm
	405W/2	1/4" ■ ∅ 100 mm
	405W/4	

9683 1608	No	Content
	405W/6	1/4" ■ ○ 150 mm
	407	1/4" ■ ○ 38 mm
	409	3/8" ■ 1/4" ○
	412	1/4" ○ ○
	415	1/4" ■
	431	1/4" ■ 3/8" ○
	432	1/2" ■ 3/8" ○
	50	1/2" ○ 8; 9; 10; 12; 13; 14; 15; 16; 17; 18; 19; 21; 22; 24; 27; 30; 32 mm
	52	1/2" ○ 10; 11; 12; 13; 14; 15; 16; 17; 18; 19; 20; 21; 22; 24; 27; 30; 32 mm
	54TX	1/2" ○ sizes T25; T27; T30; T40; T45; T50; T55; T60
	506	1/2" ■ 300 mm
	509W/2	1/2" ■ ○ 52 mm
	509W/5	1/2" ■ ○ 130 mm
	509W/10	1/2" ■ ○ 255 mm
	510	1/2" ■ ○ 71 mm
	512	1/2" ■
	513	3/8" ■ 1/2" ○
	514	3/4" ■ 1/2" ○
	556	3/4" ■ 320 mm
	558	510 mm
	568	1/2" ■ 3/4" ○
	1410	size T6
	1411	size T7
	1412	size T8
	1413	size T9

9683 1613	No	Content
	4620	size 1 (0.6 x 3.5 x 75 mm) size 2 (0.8 x 4.0 x 100 mm) size 3 (1.0 x 5.5 x 125 mm) size 4 (1.2 x 6.5 x 150 mm) size 5 (1.6 x 8.0 x 175 mm) size 6 (1.6 x 10.0 x 200 mm) size 7 (2.0 x 12.0 x 200 mm)
	4622SK	size 1 (0.8 x 4.0 x 90 mm) size 2 (1.0 x 5.5 x 100 mm) size 3 (1.2 x 6.5 x 125 mm)
	4632	PH1; PH2; PH3
	4632SK	PH1; PH2
	4724	size 1 (0.6 x 3.5 x 25 mm)
	4734	PH2

9683 1615	No	Content
	13	6; 7; 8; 9; 10; 11; 12; 13; 14; 15; 16; 17; 18; 19; 21; 22; 24; 27; 30; 32 mm
	24	10 x 11 mm

9683 1585	No	Content
	39Pkw	400 mm
	102	150; 200 mm
	105	120 x 10 mm
	108	150 x 3; 150 x 4; 150 x 5; 150 x 6; 150 x 8 mm
	7756	
	10956N	∅ 35 mm
	10961	500 g
	11095	0.05-1 mm
	12320	
	12373	

9683 1585	No	Content
	12600	500 g
	12718	
	12920N	
	12935/3	3 m
	6563 2250	250 mm

9683 1609	No	Content
	17	8; 10; 12; 13; 17; 19 mm

9683 0877	No	Content
	54	1/2" ○ 5; 6; 7; 8; 10; 12; 14; 17; 19 mm
	54KK	1/2" ○ 5; 6; 7; 8; 10 mm

9683 1610	No	Content
	50D IMP	1/2" ○ 32; 36 mm
	50TX	1/2" ○ sizes E10; E12; E14; E16; E18; E20
	54X	1/2" ○ sizes M5; M6; M8; M10; M12; M14; M16 3/4" ○ size M18
	59X	
	1054X/M8	1/2" ○ 80 mm
	2309K	1/2" ○ 17; 19 mm
	3054X/M10	1/2" ○ 140 mm
	3054X/M12	
	3054X/M14	

9683 0166	No	Content
	20	6 x 7; 8 x 9; 10 x 11; 12 x 13; 14 x 15; 16 x 17; 18 x 21; 19 x 22; 24 x 27; 30 x 32 mm

9683 1614	No	Content
	4650	sizes T6; T7; T8; T9; T10; T15; T20; T25; T27; T30
	10767/9	1.5; 2; 2.5; 3; 4; 5; 6; 8; 10 mm
	10771/8	sizes T9; T10; T15; T20; T25; T27; T30; T40

9683 1584	No	Content
	6501 5180	180 mm
	6529 5160	160 mm
	6543 4002	J2 180 mm
	6544 4021	J21 170 mm
	6545 4002	A2 180 mm
	6546 4021	A21 170 mm
	6572 6240	240 mm
	6602 5180	180 mm

1120/1 TCS Additional set for VW

- 66 tools, in TCS inlays (Tool Control System see page 57-79)
- 2x1/3 und 1x2/3 inlays for 2 drawers (No 98VA for 1 drawer)

Code	⚙️
	kg
97830821	6.6



96831601



96831602



96831607

96831601	No	Content
	12507-2K	8; 10; 13 mm
	65015180	180 mm
	65295145	140 mm
	65305200	200 mm
	66005145	140 mm
	66025200	200 mm

96831602	No	Content
	10	6 x 7; 8 x 9; 10 x 11; 12 x 13; 14 x 15; 16 x 17; 18 x 21; 19 x 22; 24 x 27; 30 x 32 mm

96831607	No	Content
	40DL	1/4" ○ 8 mm
	415B	1/4" ○
	46	3/8" ○ 12 mm
	51	1/2" ○ 10; 13; 14; 15; 16; 17; 18; 19 mm
	54TX	1/2" ○ sizes T30; T40; T45; T50; T55
	512	1/2" ■
	513	3/8" ■ 1/2" ○
	1162	0.6 x 3.5 mm
	1164	0.8 x 4.0 mm
	1166	1.0 x 5.5 mm
	1166/1	1.2 x 6.5 mm
	1168	1.6 x 8.0 mm
	PZ 1221	PZ1
	PZ 1222	PZ2
	PZ 1223	PZ3
	1299	2 mm
	1300	3 mm
	1301	4 mm
	1302	5 mm
	1303	6 mm
	1304	8 mm

96831607	No	Content
	1410	size T6
	1411	size T7
	1412	size T8
	1413	size T9
	1414	size T10
	1415	size T15
	1416	size T20
	1417	size T25
	1418	size T27
	1419	size T30
	1420	size T40
	1421	size T45
	1435	size T55

1120/2 TCS Additional set for Audi

- 73 tools, in TCS inlays (Tool Control System see page 57-79)
- 2x1/3, 1x2/3 and 1x3/3 inlays for 3 drawers (No 98VA for 1.5 drawers)

Code	⚙️
	kg
97830822	8



96831602



96831603



96831601



96831695

96831602	No	Content
	10	6 x 7; 8 x 9; 10 x 11; 12 x 13; 14 x 15; 16 x 17; 18 x 21; 19 x 22; 24 x 27; 30 x 32 mm

96831603	No	Content
	543	5/16" ○ 1/2" ○
	736/10	1/4" ○, ■ D 6,3
	736/10-1	5/16" ○, ■ D 8
	1350	M4
	1356	M5
	1357	M6
	1358	M8
	1359	M10
	12506-2K	6; 7; 8 mm

96831601	No	Content
	12507-2K	8; 10; 13 mm
	65015180	180 mm
	65295145	140 mm
	65305200	200 mm
	66005145	140 mm
	66025200	200 mm

96831695	No	Content
	46	3/8" ○ 10; 11; 12; 13; 14; 15; 16; 17; 18; 19 mm
	47	3/8" ○ 10; 11; 12; 13; 14; 15; 16; 17; 18; 19 mm
	427/3	3/8" ■ ○ 76 mm
	427/6	3/8" ■ ○ 160 mm
	427/10	3/8" ■ ○ 240 mm
	427W/3	3/8" ■ ○ 76 mm
	427W/5	3/8" ■ ○ 125 mm
	427W/6	3/8" ■ ○ 160 mm
	428	3/8" ■ ○ 46 mm
	435	3/8" ■
	456	3/8" ○ 10; 11; 12; 13; 14; 15; 16; 17; 18; 19; 21; 22 mm
	4650L	sizes T15; T20; T25; T30

1120/3 TCS Bodywork set for VW/Audi

- 9 tools, in TCS inlay (Tool Control System see page 57-79)
- 3/3 inlay for 1 drawer (No 98VA for 0.5 drawers)

Code	kg
96831586	4.4



No	Content
112	240 mm
10670	265 mm
10961	200; 1000 g
12752L 12752R	
65632175	175 mm
65642145 65642250	145 mm 250 mm

Special tools for cars

Special tools for carburetors

10503 Screwdriver

- for adjusting slotted screws
- matt chrome
- black tip



Code	L mm	Blade mm	g	kg
73213101	365	0.8 x 5.0 x 260	100	10

10506 Screwdriver

- for setting correct CO-valve on mixture screen, idling mixture on Pierburg carburetors: BMW, Ford, Opel, Peugeot, Renault, Mercedes-Benz cars
- choke adjustment Audi 80, VW Passat 1.3-1.5; 1.6 l
- matt chrome
- black tip



Code	L mm	Blade mm	g	kg
73010001	350	0.8 x 4.0 x 300	55	10

10507N KK Ball ended hexagon driver

- for hexagon socket head screws 3 mm
- for mixture regulation on distributor of K-Jetronic
- matchrome
- blacktip



Code	L mm	g	kg
73103003	385	56	5

10518 Screwdriver

- for adjustment (slotted screws)
- matt chrome
- black tip



Code	L mm	Blade mm	g	kg
73213102	525	1.0 x 5.5 x 410	159	10

11085 Jet reamers

- 16 pieces in case (0.33; 0.4; 0.45; 0.5; 0.6; 0.7; 0.75; 0.8; 0.9; 1.0; 1.1; 1.2; 1.4; 1.6; 1.8; 2.0 mm)
- with holder




Code	g	kg
74310001	25	10

10

12504 Bit holder


- for all screwdriver bits
- flexible shaft
- for adjustment



Code	L mm	"	Blade mm	g	
18103016	290	1/4	150	168	10

54TX-T20 Screwdriver socket


- for inside TORX® screws, size T20
- 1/2" drive
- use on mounting screws for choke-switch on choke-flap L-Jetronic



Code	g	
03100020	71	5

540-22 CROW-FOOT spanner


- 22 mm
- 3/8" drive
- on through-flow jet of 2B4-carburettor
- for use with reducing adaptor No 513



Code	Type	g	
02200022	BMW: series 3, 518, 520	64	1

513 Reducing adaptor


- 1/2" socket x 3/8" plug



Code	Type	g	
13030002	BMW: series 3, 518, 520	60	5

1062 Socket


- bi-hexagon, 27 mm
- 1/2" drive
- for diesel injectors



Code	Type	g	
03830027	BMW: M21: E30 = 324td, E28 = 524td, E34 = 524td, M51: E36 = 325td, E34 = 525tds	255	5

1023 Special ring spanner


- single ended
- angled
- 13 mm
- use on mounting screws of injection pump



Code	Type	g	
41110013	Citroën: all diesel VW/Audi: Audi 80 L, CL, GL, CD, Golf, Jetta, Caddy, Passat	67	1

51-27 Socket


- extra deep
- bi-hexagon, 27 mm
- 1/2" drive
- for injection nozzles on diesel car engines



Code	Type	g	
03020027	Mercedes-Benz	280	5

51-30 Socket


- 30 mm
- 1/2" drive
- for injectors



Code	Type	g	
03020030	Mercedes-Benz	341	5


3000 Socket

- multi-spline
- 1.5 x 58 mm
- 1/2" drive
- for use on pre-chamber with indirect injection



Code	Type	g	
03390001	Mercedes-Benz diesel	185	10


3505 Special extension



Code	L mm	g	
13210001	120	186	1

1054-13 INHEX sockets

- for hexagon socket head screws, 13 mm
- length 70 mm
- 1/2" drive
- for oil drain plug on engine



Code	Type	g	
03150713	VW/Audi: for engines with fuel injection	130	5

Special tools for valves and pistons

11063 Valve seating-ring pliers

- for pulling valve stem seals and removal of valve spring base on VW-Audi engines with overhead camshaft i.e. Golf, Passat, Audi 80, Audi 100, BMW and Mercedes-Benz
- bright nickel-plated



Code	L mm	△ g	☐
74290001	250	340	1

11063/1 Valve seating-ring pliers

- for extracting poorly accessible valve shaft seals, e.g. in four-valve engines
- joint and jaws made of gun-finished hardened sheet steel
- handles made of nickel-plated shaped sheet steel



Code	L mm	△ g	☐
74290002	270	345	1

11068 Piston ring compressors

- made of spring steel
- stepless adjustment
- c/w hexagon key wrench



Code	size	Clamp. width mm	Height mm	△ g	☐
74140000	0	40-75	50	106	1
74140001	1 ¹⁾	57-125	80	230	1
74140003	2	90-175	80	270	1
74140005	5	90-175	165	603	1

¹⁾ Fiat-No A 60 605 (Type 126, 127, 128, X 1/9, 130, 131, 132, 850T, 238)

11069 Piston ring pliers

- for mounting and removing piston rings
- bright nickel-plated



Code	size	for piston rings mm	L mm	△ g	☐
74152001	1 ¹⁾	50-100	200	245	1
74152002	2	80-120	240	279	1
74152003	3	110-160	240	394	1
74152005	5 ²⁾	60-160	220	194	1

¹⁾ Fiat-No A 60 182 (Type 126, 127, 133, 850T)

²⁾ with V-shaped contact faces for safe and positive manipulation of piston rings

11095-11097 Precision feeler gauges

- nickel-plated case
- tapered blades



Code	No	Sizes	L mm	△ g	☐
74240001	11095/13	0.05; 0.10; 0.15; 0.20; 0.25; 0.30; 0.40; 0.50; 0.60; 0.70; 0.80; 0.90; 1.00 mm	100	62	10
74240002	11095/20	0.05; 0.10; 0.15; 0.20; 0.25; 0.30; 0.35; 0.40; 0.45; 0.50; 0.55; 0.60; 0.65; 0.70; 0.75; 0.80; 0.85; 0.90; 0.95; 1.00 mm	100	96	10
74240005	11097/26	1 1/2; 2; 2 1/2; 3; 4; 5; 6; 7; 8; 9; 10; 11; 12; 13; 14; 15; 16; 17; 18; 19; 20; 21; 22; 23; 24; 25/1000"	100	80	10

12108 Valve spring tool

- incorporating 2 clamping and 2 compression facilities which are interchangeable
- suitable for most car engines, some without removing cylinder head



Code	△ g	☐
74570001	780	1

12705 Motor mechanics stethoscope

- steel probe
- plastic handle and sound tubes



Code	△ g	☐
74060001	137	1

40-3 Socket

- ASHPQ
- hexagon, 3 mm
- 1/4" O-drive
- for releasing and tightening screws on the expansion valve



Code	Type	△ g	☐
01010003	BMW: X6 model E71, 7 Series model F01/F02	7	10

732/10-10 Ring insert tool

- AS
- 10 mm
- valve adjustment
- tightening torque 8-12 N·m



Code	Type	mm	g	Box
5822 10 10	BMW: all except Diesel	9x12	44	1

1054-10 INHEX socket

- for hexagon socket head screws, 10 mm
- length 140 mm
- 1/2" drive
- for cylinder head bolts



Code	Type	g	Box
03 15 14 10	Mercedes-Benz	150	5

3054X-M10 Screwdriver socket

- for tri-square socket head screws (XZN®), size M10
- length 140 mm
- 1/2" drive
- for cylinder head bolts and drive shaft bolts



Code	Type	g	Box
03 26 14 10	Mercedes-Benz	142	5

3054X-M12 Screwdriver socket

- for cylinder head bolts with tri-square socket head M12



Code	Type	g	Box
03 26 14 12	Mercedes-Benz	160	5

3004 Screwdriver bit

- for tri-square socket head screws (XZN®), size M12
- length 55 mm
- 1/2" drive
- for cylinder head bolts



Code	Type	g	Box
03 23 00 12	Mercedes-Benz	71	5

54CV/9 Set screwdriver sockets

- for spline socket head screws (Ribe-CV®)
 - for brakes and cylinders head bolts
 - in sturdy, stackable ABS plastic case
- Content 9 pieces:
No 54CV: M5; M6; M7; M8; M9; M10; M12; M13; M14



Code	Type	g	Box
9603 1901	Fiat, Alfa	1225	1

54CV Screwdriver sockets

- for spline socket head screws (Ribe-CV®)
- length 60 mm
- 1/2" drive
- for brakes and cylinder head bolts



Code	size	Type	g	Box
03090007	M7	Fiat	70	5
03090008	M8	Fiat	78	5
03090009	M9	Fiat (1.2 l; 8V/16V)	92	5
03090010	M10	Fiat (1.2 l; 8V/16V)	95	5
03090012	M12	Fiat (2.0 l)	119	5
03090013	M13	Fiat, Alfa (e.g. 1.6 l; 16V)	125	5
03090014	M14	Alfa (e.g. 1.6 l; 16V)	126	5
03090016	M16	Alfa (e.g.1.6 l; 16V)	163	5

STAHLWILLE fine-tooth ratchet.
Efficiency in confined spaces.



Eighty teeth provide a ratchet angle of only 4.5° - facilitating efficient working in confined spaces. In contrast to conventional fine-tooth ratchets, no less than eight teeth engage at once here, ensuring maximum load capacity and, at the same time, smooth action and durability.

Special tools for chassies and steering

40TX-E8 Socket

HPQ

- for external TORX® screws, size E8
- 1/4" O-drive
- for steering lock screws



Code	Type	g	g
01270008	BMW	10	10

24-17x19 OPEN-Ring spanner

AS

- bi-hexagon, 17 x 19 mm
- use on wingpump manifold (hydro-steering)



Code	Type	g	g
41081719	BMW	150	10

55-36 Socket

AS HPQ

- hexagon, 36 mm
- 3/4" O-drive
- use on vibration damper



Code	Type	g	g
05010036	BMW: series 5, 6 and 7, except 518-520i	386	2

11060-3 Internal puller

- capacity 27-36mm
- for taper roller bearing outer ring on steering housing
- to be used with counter stay No 11061-2



Code	Type	g	g
71160013	Mercedes-Benz	365	1

11061-2 Counter stay with reduction unit

- for taper roller bearing outer ring on steering housing



Code	Type	g	g
71170012	Mercedes-Benz	1518	1

540-22 CROW-FOOT spanner

- 22 mm
- 3/8" O-drive
- use on track-rods



Code	Type	g	g
02200022	BMW: series 3, 518, 520	64	1

513 Reducing adaptor

HPQ

- 1/2" socket x 3/8" plug



Code	Type	g	g
13030002	BMW: series 3, 518, 520	60	5

1417 Bit

- for inside TORX® screws, size T25
- 1/4" O-drive
- for screws on sunroof E30



Code	Type	g	g
08130025	BMW	6	10

3054X-M10 Screwdriver socket

- for tri-square socket head screws (XZN®), size M10
- on drive shaft bolts



Code	Type	g	g
03261410	Mercedes-Benz	142	5

46-19 Socket

AS HPQ

- Fiat-No A 57 052
- bi-hexagon, 19 mm
- 3/8" O-drive
- for front mounting screw of top steering link on front wheel suspension



Code	Type	g	g
02020019	Fiat: 1500, 125	112	10

12495 Brass punch

- ∅ 20 mm, length 200 mm
- for use on bushes bearing rings
- steering pivot pin



Code	Type	g	g
77130000		533	5

Special tools for ignition and electrics

3466 Spark plug socket

AS HPQ

- 3/8" O-drive
- with magnet, outside dia 25.5 mm
- for deep seated plugs



Code	mm/"	L mm	g	Box
02 1400 36	16-5/8	85	180	5

4600 Spark plug socket

AS HPQ

- 3/8" O-drive
- with rubber insert



Code	mm/"	L mm	g	Box
02 1200 36	16-5/8	60	84	10

4606 Spark plug socket

AS HPQ

- 3/8" O-drive
- with rubber insert



Code	mm/"	L mm	g	Box
02 1300 18	18-11/16	65	132	10

46 Sockets

AS HPQ

- 3/8" O-drive
- with rubber insert



Code	mm/"	L mm	g	Box
02 02 02 08	20.8-13/16	65	151	10

51 Sockets

AS HPQ

- 1/2" O-drive
- with rubber insert



Code	mm/"	L mm	g	Box
03 02 02 16	16-5/8	83	137	10
03 02 02 08	20.8-13/16	83	194	10

51S Sockets

AS HPQ

- 1/2" O-drive
- with rubber insert



Code	mm/"	L mm	g	Box
03 2402 08	20.8-13/16	83	196	10

5100 Rubber insert

- for size 20.8 mm (No 46; 51; 51S)



Code	g	Box
09010001	6	5

10626 Spark plug connector pliers

- forged
- with 45° offset, curved jaws
- for extracting and replacing sparkplug connectors



Code	L mm	g	Box
76530001	195	223	1

12375 Spark plug brush

- wood, brass wire dia 0.15 mm



Code	L mm	Rows	g	Box
74160001	150	3 x 5	17	10

Tools for heater plugs

25GK Ratchet ring spanner

- angled
- extra long
- for hard-to-reach heater plugs (e.g. BMW, Mercedes-Benz, Peugeot, Renault, Seat, VW/Audi)
- 8 mm for contact rail bolts, 12 mm for diesel heater plugs
- chrome plated



Code	mm	L mm	g	Box
41180812	8 x 12	255	156	1

3047 Spark plug sockets

- extra long
- for hard-to-reach heater plugs
- 3/8" O-drive
- 10 mm e.g. for Renault, VW/Audi TDi
- 12 mm e.g. for BMW, Mercedes-Benz (201, 202 four-valve technology), Ford, Opel, Renault



Code	mm	L mm	g	Box
02180010	10	140	138	1
02180012	12	140	138	1

46-12 Socket

AS HPQ

- extra deep
- bi-hexagon, 12 mm
- 3/8" O-drive
- use on glow plugs of diesel engines



Code	Type	g	
02020012	BMW: 324d; 524d	57	10

Testing tools for car electrics

12905 Car circuit tester

- for car electrics 6-12 volt and 24 volt
- with pointed probe
- cover cap
- connecting lead with alligator clip



Code	L mm	g	
77380001	120	73	10

7756 Automotive voltage tester (complete set)

- testing unit for electric and electronic car components
- 3-48 volt
- 2 LEDs to indicate voltage and plus or minus pole
- complete in Pc-bag



Content:
 1 basic unit with 1.5 m cable, testing tip, integrated mechanical sliding needle
 1 crocodile terminal
 1 jaw clamp

Code	g	
77560002	100	1

Special tools for brakes and wheels

ES 721/15/3/2

- 530 x 350 x 40 mm
- 6 pieces



Code	g
96838172	5060

No	Content
2309K	1/2" O 17; 19; 21 mm
721/15 Quick	30-150 N·m
35c Pkw	17; 19; 22 mm; ■ 1/2"
10599/2	245 mm

34c/35c Wheel braces

- DIN 3119/ISO 6788
- forged centre section, pressed-in extension arms with extra deep forged socket heads
- Chrome Alloy Steel, chrome plated



Code	No	O mm/"	L mm	g	
43030005	34c Lkw	24; 27; 32; ■ 3/4"	400	2058	1
43030006	35c Pkw	17; 19; 22; ■ 1/2"	400	5020	1

39 Tyre levers

- handy, sturdy construction, purposefully shaped
- Chrome Alloy Steel



Code	No	L mm	g	
74010401	39 Pkw	400	358	5
74010601	39/1 Lkw	600	897	5
74010602	39/1 Lkw	600	1180	5
74010603	39/1 Lkw	600	900	5

51S Socket

- AS HPQ
- 1/2" O-drive
- extra deep
- DIN 3124/ISO 2725-1, E DIN EN 3710, E DIN EN 3709 (testloads)
- with rubber insert for spark plugs and for tightening and untightening wheel nuts on Japanese cars
- HPQ® high performance steel, chrome plated



Code	mm/"	d ₁ mm	d ₂ mm	d ₃ mm	L mm	t ₁ mm	t ₂ mm	△ g	☐
03240208	20.8-13/16	27.7	26	20	83	22	66.2	196	10

2309 IMPACT sockets

- 1/2" O-drive
- for power drivers
- extra deep
- with reduced outside diameter
- Chrome Alloy Steel, gunmetal finish



Code	mm	d ₁ mm	d ₂ mm	L mm	t mm	△ g	☐
23090017	17	25.7	30	85	68	242	5
23090019	19	28.2	30	85	67.5	257	5
23090221	21	30.7	30	85	66.5	272	5
23090022	22	32	30	85	66.5	311	5

for wheel nuts

2309K Wheel nut sockets

- 1/2" O-drive
- with plastic sleeve
- sleeve extension protects not only wheel bolts and nuts but also the wheel and holes



Code	mm	L mm	∅ mm	△ g	☐
23091017	17	86	27	235	1
23091019	19	86	29	250	1
23091221	21	86	31	265	1

10599/2 Balance weight pliers

- with cutter for cutting and trimming lead weights (with or without adhesive foil)
- Chrome Vanadium, chrome plated



Code	L mm	△ g	☐
76294003	245	380	1

10613 Brake spring pliers

- for rivetted brake linings/shoes
- Chrome Vanadium, bright nickel-plated



Code	L mm	△ g	☐
76413001	210	245	6

10613/1 Brake spring pliers

- with flexible anvil
- for rivetted and glued brake linings/shoes



Code	L mm	△ g	☐
76413021	330	461	2

12371 Brake calliper file

- for removing dust, rust and dirt from brake calliper groove



Code	L mm	△ g	☐
74543101	260	130	5

12373 Steel wire brush

- special slim design



Code	L mm	Rows	△ g	☐
77440001	230	2	65	10

12900/3 Tyre-tread Vernier gauge

- sturdy brass construction
- smooth ground surface



Code	measuring range mm	△ g	☐
77371004	30	41	1

12900/4 Electronic tyre-tread Vernier gauge

- large LCD display with clear read-offs, figures 9.5 mm high
- display accuracy 0.01 mm/ 0.0005"
- ON/OFF push button
- unit of measure switchable mm/inch
- zeroing possible in any position
- incl. 1 x 3 V battery (type CR2032) packaged in accordance with UN 3091, Class 9



Code	measuring range mm/"	△ g	☐
77371005	25/1	60	1

54-7 **INHEX socket**

- for hexagon socket head screws, 7 mm
- 1/2" **O**-drive
- for changing brake linings



Code	Type	mm	g	Box
03050007	BMW: 518, 520i, 525i, 528i		75	5

1049-9 **INHEX socket**

- for hexagon socket head screws, 9 mm
- 3/8" **O**-drive
- for brake calliper retainers



Code	Type	mm	g	Box
02151009	BMW, MINI		62	5

733/10-11 **Open ring insert tool**

- 11 mm
- use with Service-MANOSKOP® torque wrench No 730/5 Quick
- for flare nuts on brake lines and bleed screws



Code	Type	mm	g	Box
58231011	Mercedes-Benz	9x12	55	1

733/10-12 **Open ring insert tool**

- 12 mm
- for flare nuts on brake pressure regulator
- tightening torque 15-18 N·m



Code	Type	mm	g	Box
58231012	BMW	9x12	59	1

733/10-14 **Open ring insert tool**

- 14 mm
- for flare nuts on main brake cylinder
- tightening torque 16-25 N·m (BMW)
- for flare nuts on brake lines and bleed screws (Mercedes-Benz)



Code	Type	mm	g	Box
58231014	BMW, Mercedes-Benz	9x12	60	1

733/10-17 **Open ring insert tool**

- 17 mm
- for flare nuts on main brake cylinder
- tightening torque 16-25 N·m



Code	Type	mm	g	Box
58231017	BMW	9x12	64	1

733/10-19 **Open ring insert tool**

- 19 mm
- for flare nuts on main brake regulator
- tightening torque 30-40 N·m



Code	Type	mm	g	Box
58231019	BMW	9x12	70	1

54CV/9 **Set screwdriver sockets**

- for spline socket head screws (Ribe-CV®)
- for brakes and cylinders head bolts
- in sturdy, stackable ABS plastic case



Content 9 pieces:
No 54CV: M5; M6; M7; M8; M9; M10; M12; M13; M14

Code	Type	g	Box
96031901	Fiat, Alfa	1225	1

54CV **Screwdriver sockets**

- for spline socket head screws (Ribe-CV®)
- length 60mm
- 1/2" **O**-drive
- for brakes and cylinder head bolts



Code	Size	Type	g	Box
03090007	M7	Fiat	70	5
03090009	M9	Fiat (1.2 l; 8V/16V)	92	5
03090013	M13	Fiat, Alfa (e.g. 1.6 l; 16V)	125	5

Special tools for lubrication service

12005 Strap wrenches

- for oil filters etc., up to 180 mm ϕ
- non-slip rubber cloth tape, 22 mm width



Code	No	L mm	Δ g	
7650001	12005	236	264	1
7915001	12005/1¹⁾	600	69	1

¹⁾ spare strap

12007 Oil filter wrenches

- adjustable for diameters 80-110 mm
- hardened anti-slip cams ensure safety during use



Code	No	L mm	Δ g	
76521001	12007/1¹⁾	150	226	1
76521002	12007/2²⁾	240	319	1

¹⁾ with 1/2" \square

²⁾ with lever handle

10765-12 Hexagon key wrench

- Fiat-No A 5013
- for hexagon socket
- long
- 12 mm
- for oil drain plug on engine, gearbox and rear axle



Code	Type	Δ g	
43210012	Fiat	287	5

1058 Oil service spanner

- bent
- 8 and 10 mm outside square
- for drain plugs on sump, gearbox, differential



Code	Type	Δ g	
44730810	Peugeot, Renault	315	5

1015 Oil filter claw

- for loosening of oil filters on cars



Code	\square "	Clamp. width mm	total height mm	length of claws mm	Δ g	
74620002	3/8	68-120	65	50	530	1

3045 Special socket

- for oil filters
- 74 mm
- 14-point
- 10 mm dia. bore and outside hexagon 22 mm ϕ



Code	total height mm	Δ g	
74370001	52	131	1

3046 Special sockets

- for fitting and removing oil filter covers when changing oil filter cartridges



Code	\square mm	\square "	Type	Δ g	
02111032	32	3/8	e.g. Audi, MAN, Vauxhall Astra, Corsa, VW Passat	130	1
02111036	36	3/8	e.g. BMW, Mercedes-Benz cars, 100 D Transporter, MAN, Vauxhall Vectra B DI 16V, VW Lupo 1.2 TDi, model year 99	160	1

54-14 INHEX socket

- for hexagon socket head screws, 14 mm
- 1/2" \square -drive
- for use on oil drain plug



Code	Type	Δ g	
03050014	Mercedes-Benz	135	5

1054-13 INHEX sockets

- for hexagon socket head screws, 13 mm
- length 70 mm
- 1/2" \square -drive
- for oil drain plug on engine



Code	Type	Δ g	
03150713	Lancia	130	5

1054KK-5 **INHEX socket**

- with ball-point hexagon
- 5 mm
- length 238 mm
- 1/2" -drive
- for use on socket head screws with difficult access up to an angle of 25°
- 5 mm for use on sump screws of 5 cylinder diesel engine, van T4



Code	Type		
03310005	VW/Audi	145	5

1054KK-8 **INHEX socket**

- 8 mm
- length 238 mm



Code	Type		
03310008	VW/Audi	154	5

Special tools for engine and gear transmission

50TX-E10 **Socket**

- for external TORX® screws, size E10
- 1/2" -drive
- use on mounting screws for GETRAG 260 gearbox, as well as on automatic gearboxes fitted to US and Japanese models



Code	Type		
03270010	BMW	55	10

50TX-E12 **Socket**

- size E12



Code	Type		
03270012	BMW	60	10

50TX-E14 **Socket**

- size E14



Code	Type		
03270014	BMW	56	10

54TX-T27 **Screwdriver socket**

- for inside TORX® screws, size T27
- 1/2" -drive
- use on switchgear of automatic gearbox 3HP 22, 4HP 22



Code	Type		
03100027	BMW	72	5

1418 **Bit**

- for inside TORX® screws, size T27
- 1/4" -drive
- use on switchgear on automatic gearbox 3HP 22, 4HP 22



Code	Type		
08130027	BMW	6	10

730N/5 **Service MANOSKOP® torque wrench**

- 10-50 N·m
- with tool carrier for insert tools
- for tightening ZF switch-gear and adjustment brakebelt BW 65 on automatic gearbox
- to use with ratchet insert tool No 735/10



Code	Type		
50181005	BMW	1054	1

735/10 **Ratchet insert tool**

- reversible
- 1/2" -drive



Code	mm		
58250010	9x12	147	1

6547 **Special circlip pliers**

- use on retaining ring on gear box main shaft (all "GETRAG" and ZF gear boxes S4-18/3)



Code	Type		
65474170	BMW	154	1

10

1054-10 **INHEX socket**

- for hexagon socket head screws, 10 mm
- length 140 mm
- 1/2" **D**-drive
- for bolts on car engines



Code	Type	g	g	g
03151410	Mercedes-Benz	150	5	

51-27 **Socket**

- AS HPD
- bi-hexagon, 27 mm
- 1/2" **D**-drive
- for rotating engine through hexagon on crankshaft



Code	Type	g	g	g
03020027	Mercedes-Benz	280	5	

3049-8 **INHEX socket**

- for hexagon socket head screws, 8mm
- length 24mm
- 3/8" **D**-drive
- for use on mounting screws on fluid fly-wheel



Code	Type	g	g	g
02152408	Mercedes-Benz	28	5	

11060-1a **Internal puller**

- capacity 16-20 mm
- for sealing ring and bearing on crankshaft
- use with counter stay No 11061-1



Code	Type	mm	g	g
71160021	Mercedes-Benz	116	1	

11061-1 **Counter stay**

- use with internal puller No 11060-1a



Code	Type	g	g	g
71170011		654	1	

11060-2 **Internal puller**

- capacity 20-27 mm
- for bearing bush of idler gear on oil pump drive
- use with counter stay No 11061-2



Code	Type	g	g	g
71160012	Mercedes-Benz	131	1	

11061-2 **Counter stay**

- use with internal puller No 11060-2



Code	Type	g	g	g
71170012		1518	1	

730/2 Quick **Service-MANOSKOP® torque wrench**

- 4-20 N·m



Code	Type	g	g	g
50184002	VW/Audi	315	1	

734/5 **Square drive insert tool**

- 3/8" **D**-drive
- for use with Service-MANOSKOP® torque wrench No 730/2 Quick



Code	Type	mm	g	g
58240005	VW/Audi	9x12	76	1

12717 **Pin wrench**

- offset
- distance between pins 18 mm
- pin dia. ϕ 2.9 mm, length 140 mm
- for ring nut of tension pulley on 1.6 l diesel



Code	Type	g	g	g
44700018	2/80 Golf, Jetta, Passat, Audi 80	76	10	

Special tools miscellaneous

157 Chain exhaust-pipe cutter

- infinitely adjustable
- with twist handle
- also suitable for special steel pipes up to 1.8 mm wall thickness
- chain length 270 mm



Code	mm	g	
60110001	25-75	665	1

K157 Chain

Code	g	
69130001	183	1

1225 Special extension

- offset
- for use on magnetic switch diesel pump



Code	"	g	
12250001	3/8	128	5

10614 Hose clip pliers

- for self tightening hose clips
- nickel-plated



Code	L mm	g	
76460000	220	293	1

10615/1 Hose clip pliers CLIC

- for CLIC hose clips e.g. Alfa Romeo, Audi, BMW, Opel, Peugeot, VW
- work can be carried out at various angles due to stepless swivelling jaws



Code	L mm	g	
76460013	200	189	1

10623/1 Hose clip pliers

- registered design
- with rotating jaws and multiple locking positions
- single-handed use even with wide openings due to variable-geometry joint
- especially for 12 and 15 mm wide, large-format hose clips, e.g. for Alfa Romeo, Audi, Citroën, Fiat, Ford, Mercedes-Benz, Opel, Peugeot, Porsche, Renault, VW



Code	L mm	g	
76460012	290	414	1

10623/2 Hose clip pliers

- registered design
- with Bowden cable and multiple locking positions
- especially for 12 and 15 mm spring-steel hose clips, suitable for use near cooling and heating systems up to a diameter of 42 mm
- access to hard-to-reach places using Bowden cable remote action (length 610 mm), e.g. for Alfa Romeo, Audi, Citroën, Fiat, Ford, Mercedes-Benz, Opel, Peugeot, Porsche, Renault, VW



Code	L mm	g	
76540001	300	565	1

Replacement Bowden cable for No 10623/2

Code	g	
79540001	120	1

10625 Ear clamp pincers

- for application of 1 and 2-ear clamps on shaft sleeves, radiator and fuel lines e.g. for Audi, BMW, Ford, GM, Honda, Mazda, Mercedes-Benz, Nissan, Opel, VW
- quality steel, black paint finish



Code	L mm	g	
76540002	225	340	1

10625/2 Hose clip pliers

- for correctly closing hose clips without ears, for shaft sleeves on Audi, Mercedes-Benz, Toyota and VW
- Quality steel, nickel-plated
- jaws gunmetal finished



Code	L mm	g	
76540003	200	173	1

12718 Flat scraper

- special steel
- for removal of gasket seals on carburettor, valve cover, cylinder head etc.



Code	L mm	g	g	g
72033101	265	164	5	

12763 Pull hook for rubber exhaust mountings

- with T-bar
- chromium-plated, black dip-coated
- for pulling rubber loops on exhaust mountings
- all cars except Ford



Code	L mm	g	g	g
74200002	220	118	5	

12771 Extractor pliers

- for removing fixing plugs on door trims, outside trims, rubber bumper covers etc.
- joint and jaws made of hardened sheet steel
- handles made of shaped sheet steel



Code	L mm	g	g	g
76480001	230	205	1	

12975 Fuel hose clamp

- capacity up to ϕ 20 mm
- for stopping fuel flow temporarily



Code	g	g	g
74340001	38	10	

1435 Bit

- for inside TORX® screws, size T55
- 5/16" drive
- for screws in rear seats
- for use with bit-holder insert tool No 736/40



Code	Type	g	g	g
08 140055	BMW: X6 model E71, series 7 model F01/F02	20	10	

736/40 Bit holder insert tool

- internal hex drive 5/16"
- for use with bit No 1435



Code	Type	mm	g	g
58 26 10 40	BMW: X6 model E71, series 7 model F01/F02	14x18	114	1

1445 Bit

- for inside TORX® tamper resistant screws, size T30
- 1/4" drive
- use on sensor screws wheel house (models with airbag system)



Code	Type	g	g	g
08 160030	BMW	6	10	

12506-6 Hexagon nut spinner

- flexible
- 6 mm
- for screws on hose clips of radiator hose
- max. tightening torque 8 N·m



Code	Type	g	g	g
43 10 32 06	BMW	167	10	

440-17 CROW-RING spanner

- AS max
- 17 mm
- 3/8" drive
- for use on pipes for air conditioning unit



Code	Type	g	g	g
02 1900 17	Mercedes-Benz	40	1	

440-19 CROW-RING spanner

- AS max
- 19 mm



Code	g	g	g
02 1900 19	40	1	

440-22 CROW-RING spanner


- 22 mm



Code	g	g	g
02 19 00 22	57	1	

440-24 CROW-RING spanner


- 24 mm



Code	g	g	g
02 19 00 24	57	1	

735/20 Ratchet insert tool, fine tooth

- reversible
- 1/2" drive
- use with Service-MANOSKOP® torque wrench No 730/20 Quick



Code	Type	mm	g	g
58 25 00 20	Mercedes-Benz	14x18	302	1

730R/5 Quick Service-MANOSKOP® torque wrench

- 6-50 N·m
- 3/8" drive
- for general service work



Code	Type	g	g
96 50 40 05	Mercedes-Benz	994	1

730R/12 Quick Service-MANOSKOP® torque wrench

- 25-130 N·m
- 1/2" drive
- for valve adjustment



Code	Type	g	g
96 50 40 12	Mercedes-Benz	1488	1

730R/20 Quick Service-MANOSKOP® torque wrench

- 40-200 N·m
- 1/2" drive



Code	Type	g	g
96 50 40 20	Mercedes-Benz	1626	1

11060-1 Internal puller

- capacity 12-16 mm
- for use on bearings, seals and bushes



Code	Type	g	g
71 16 10 11	Mercedes-Benz	110	1

11060-2 Internal puller

- capacity 20-27 mm



Code	Type	g	g
71 16 00 12	Mercedes-Benz	131	1

11060-3 Internal puller

- capacity 27-36 mm



Code	Type	g	g
71 16 00 13	Mercedes-Benz	365	1

11060-5 Internal puller

- capacity 36-46 mm



Code	Type	g	g
71 16 00 16	Mercedes-Benz	558	1

11060-6 Internal puller

- capacity 46-58 mm



Code	Type	g	g
71 16 00 16	Mercedes-Benz	558	1

11061-1 Counter stay

- for internal puller No 11060/0-2
- for use on bearings, seals and bushes



Code	Type	g	g	g
71170011		654	1	

11061-2 Counter stay

- for internal puller No 11060/3-7



Code	Type	g	g	g
71170012	Mercedes-Benz	1518	1	

12506-7 Hexagon nut spinner

- flexible
- 7 mm
- for screws on hose clips of radiator hose
- max. tightening torque 8 N-m



Code	Type	g	g	g
43103207	Mercedes-Benz	168	10	

10760CV-17 Hexagon key wrench

- Fiat No A 89601 up to A 89611 (2.5 mm up to 17 mm see page 267)
- for hexagon socket head screws



Code	Type	g	g	g
43150017		442	5	

720Nf/80 Standard-MANOSKOP® torque wrench

- 160-800 N-m
- 3/4" O-drive



Code	Type	g	g	g
50190081	VW: LT Syncro	5650	1	

730/5 Quick Service-MANOSKOP® torque wrench

- 6-50 N-m
- for general service work



Code	Type	g	g	g
50184005	VW/Audi	780	1	

732/10-13 Ring insert tool

- 13 mm
- for use with Service-MANOSKOP® torque wrench No 730/5 Quick



Code	Typ	mm	g	g
58221013	VW/Audi	9x12	55	1

735/10 Ratchet insert tool

- reversible
- 1/2" ■-drive
- for use with Service-MANOSKOP® torque wrench No 730/5 Quick



Code	Typ	mm	g	g
58250010	VW/Audi	9x12	147	1

730/20 Quick Service-MANOSKOP® torque wrench

- 40-200 N-m



Code	Type	g	g	g
50184020	VW/Audi	1310	1	

735/20 Ratchet insert tool

- reversible
- 1/2" ■-drive
- for use with Service-MANOSKOP® torque wrench No 730/20 Quick



Code	Typ	mm	g	g
58250020	VW/Audi	14x18	302	1

730/40 Quick Service-MANOSKOP® torque wrench

- capacity 80-400 N-m



Code	Type	g	g	g
50184040	VW/Audi	1540	1	

735/40 Ratchet insert tool

- reversible
- 3/4" drive
- for use with Service-MANOSKOP® torque wrench No 730/40 Quick



Code	Typ	mm	g	
58250040	VW/Audi	14x18	515	1

1421 Bit screwdriver socket

- for inside TORX® screws
- outside 1/4" C 6.3 size T45
- length 26 mm
- for use on door hinges
- drive tools: f.e. ratchet reversible No 725/4B and ratchet tap holder No 1820 or ratchet reversible No 725/4B and torque wrench



Code	Type	g	
08130045	VW: Golf III	8	10

1068 Air filter claw

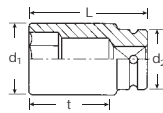
- for loosening of filter cartridges on air brakes (trucks)



Code	"	Clamp. width mm	total height mm	length of claws mm	g	
74620011	1/2	100-145	85	60	925	1

2509 IMPACT sockets

- 3/4" drive
- for power drivers
- extra deep
- with reduced diameter
- Chrome Alloy Steel, gunmetal finish



Code	mm	d ₁ mm	d ₂ mm	L mm	t mm	g	
25090027	27	40.5	44	100	72.5	672	2
25090030	30	44.3	44	100	72.5	728	2
25090032	32	46.8	44	100	72	778	2
25090033	33	48	44	100	72	803	2

for Trilux wheels

Special tools for HGVs

34c Lkw Wheel brace

- DIN 3119/ISO 6788
- forged centre section, pressed-in extension arms with extra deep forged socket heads
- Chrome Alloy Steel, chrome plated



Code	mm/"	L mm	g	
43030005	24; 27; 32; 3/4"	400	2058	1

39 Tyre levers

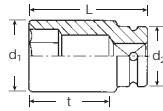
- handy, sturdy construction, purposefully shaped
- Chrome Alloy Steel



Code	No	L mm	g	
74010601	39/1 Lkw	600	897	5
74010602	39/1 Lkw	600	1180	5
74010603	39/1 Lkw	600	900	5

2609 IMPACT sockets

- 1" drive
- for power drivers
- extra deep
- with reduced outside diameter
- Chrome Alloy Steel, gunmetal finish



Code	mm	d ₁ mm	d ₂ mm	L mm	t mm	g	
26090027	27	42.3	54	110	80	1001	2
26090030	30	46	54	110	79.5	1047	2
26090032	32	48.5	54	110	79	1015	2
26090033	33	49.8	54	110	78.5	1102	2

for wheel nuts

24-17x19 OPEN-RING spanner



- bi-hexagon, 17 x 19 mm
- for all threaded connectors on injector pipes



Code	Type	g	
41081719	BMW	150	10

51-30 Socket



- extra deep
- bi-hexagon, 30 mm
- 1/2" drive
- on injector post



Code	Type	g	
03020030	Mercedes-Benz	341	5

440-27MB CROW-RING spanner



- for setting of electronic injection on 440-HP-engines



Code	Type	g	
02191027	Mercedes-Benz	92	1

3678 4-pin socket

- length 72 mm
- 1/2" drive
- for use on pressure nut of injector post



Code	Type	g	
03810001	Mercedes-Benz	151	5

1054-10 INHEX socket

- for hexagon socket head screws, 10 mm
- length 140 mm
- 1/2" drive, for cylinder head bolts



Code	Type	g	
03151410	Mercedes-Benz	150	5

3054X-M12 Screwdriver socket

- for tri-square socket head screws (XZN®), size 12
- length 140 mm
- ø 11.5 mm
- 1/2" drive for cylinder head bolts with tri-square socket head M12



Code	Type	g	
03261412	Mercedes-Benz	160	5

11068-2 Piston ring compressor

- of special spring steel
- infinitely variable adjustment
- c/w adj. spanner
- capacity ø 90-175 mm



Code	Type	g	
74140003	Mercedes-Benz	270	1

55-30 Socket



- hexagon, 30 mm
- 3/4" drive
- for U-bolt nuts, front



Code	Type	g	
05010030	Mercedes-Benz	313	5

55-36 Socket



- 36 mm
- 3/4" drive
- for U-bolt nuts, rear



Code	Type	g	
05010036	Mercedes-Benz	386	2

24-10x12 OPEN-RING spanner



- hexagon, 10 x 12 mm
- for general service work



Code	Type	g	
41081012	Mercedes-Benz	59	10

440-30 CROW-RING spanner

- AS
- 30 mm
- 1/2" -drive
- for use on hydraulic pipe flare nuts



Code	Type	g	g	g
03 19 00 30		155		1

540-19 CROW-FOOT spanner

- 19 mm
- for use on new push connector for pneumatic installations on new light-weight truck series



Code	Type	g	g	g
02 20 00 19	Mercedes-Benz	64		1

540-24 CROW-FOOT spanner

- 24 mm

Code	Type	g	g	g
02 20 00 24		60		1

730R/2 Quick Service-MANOSKOP® torque wrench

- capacity 4-20 N·m
- 3/8" -drive
- for use on new push connector for pneumatic installations on new light-weight truck series



Code	Type	g	g	g
96 50 40 02	Mercedes-Benz	455		1

730R/40/32 Quick Torque wrench set

- in steel case
- for general service work

Content 32 pieces:
 1 Service-MANOSKOP® No 730/40 Quick, 80-400 N·m
 1 ratchet insert tool No 735/20, reversible, 1/2" -drive
 1 square drive insert tool No 734/20, 1/2" -drive
 7 open ended insert tools No 731/40: 13; 15; 17; 19; 22; 27; 30 mm
 1 open ended insert tool No 3731/40, 24 mm
 7 ring insert tools No 732/40: 13; 15; 17; 19; 22; 24; 27 mm
 10 sockets, bi-hexagon No 50: 13; 14; 15; 17; 19; 22; 24; 27; 30; 32 mm
 4 accessories, 1/2" -drive:
 - 1 T-handle No 506
 - 1 extension No 509/10, 255 mm
 - 1 extension No 509/5, 130 mm
 - 1 extension No 509/2, 55 mm



Code	Type	g	g	g
96 50 20 53	Mercedes-Benz	9739		1

54/12 Set of INHEX sockets

- for hexagon socket head screws
- insturdy, stackable ABS plastic case

for general service work
 Content 12 INHEX sockets:
 No 54: 4; 5; 6; 7; 8; 10; 12; 14; 17; 19 mm
 No 3054/8, 8 mm
 No 1054/10, 10 mm



Code	Type	g	g	g
96 03 15 03	Mercedes-Benz	1894		1

721Nf/80 Standard-MANOSKOP® torque wrench

- 160-800 N·m
- 3/4" -drive
- for general service work



Code	Type	g	g	g
50 20 00 81	Mercedes-Benz	6380		1

10



11 VDE TOOLS

Sets of tools
>> Page 376



Spanners
>> Page 377



Torque wrenches
>> Page 378



Ratchets, sockets, screwdriver sockets,
extensions
>> Page 378



Screwdrivers
>> Page 379



Pliers
>> Page 381



Accessories
>> Page 385



When things get hot, they keep cool.
VDE tools from STAHLWILLE.



The VDE range even permits completely safe work on live components up to 1000 volts. Certified in compliance with stringent VDE standards, these tools combine intelligent product design that is optimised to benefit users, high-grade materials, tight tolerances, outstanding ergonomics and long service lives with resilient, durable protective insulation.



The VDE range from STAHLWILLE comprises more than 130 tools in the premium quality you have come to expect. Spanners, fine tooth ratchets, torque wrenches, pliers, cutters and many sockets and screwdriver sockets – available individually or clearly arranged in a set box or case. STAHLWILLE's VDE range of tools leaves nothing to be desired.





FLEXIBLE.

Interchangeable ratchet insert tool - the only insulated torque wrench with a ratchet insert tool that users can exchange themselves (9 x 12 mm, 3/8" ■).



EFFICIENT.

Proven QuickSelect setting of torque and an additional ring scale that allows fine adjustment.



WEAR-RESISTANT.

In contrast to conventional torque wrenches, it is not necessary to reset the wrench to zero after each job to unload the spring. In this way, users benefit from long-term accuracy and safe measurement results with less time required.



FAST.

With a QuickRelease safety lock that enables rapid tool changing but effectively protects against tool loss.



ADJUSTABLE.

Fast adjustment without dismantling. End-users can easily readjust the tool themselves - without having to send it in and have it retested.

13300 VDE VDE case

- with 48 tools
- sturdy aluminium frame
- ergonomically designed carrying handle
- smooth-running rollers and integrated telescopic handle to simplify transport




Code	⚡ kg
96838193	13

No	Content
12171 VDE	3/8" ⚡ 7; 8; 9; 10; 11; 12; 13; 14; 16; 17; 18; 19; 20; 22 mm
12174 VDE	3/8" ⚡ sizes T20; T25; T30
12175 VDE	3/8" ⚡ M8; M10
12167/3 VDE	3/8" ⚡ 94 mm
12167/6 VDE	3/8" ⚡ 178 mm
12167/10 VDE	3/8" ⚡ 258 mm
12165 VDE	3/8" ⚡
4660 VDE	size 1 (0.4 x 2.5 x 75 mm) size 2 (0.5 x 3.0 x 100 mm) size 3 (0.6 x 3.5 x 100 mm) size 4 (0.8 x 4.0 x 100 mm)
4665 VDE	PH1; PH2; PH3
4675 VDE	sizes T8; T10; T15; T20; T25; T30
6501 VDE	200 mm
6508 VDE	160 mm
6530 VDE	200 mm
6551 VDE	250 mm
6602 VDE	180 mm
6630 VDE	220 mm
12188 VDE	
12191 VDE	
12192 VDE	
12193 VDE	
12194 VDE	
12195 VDE	
13209 VDE	

12171/19/4 VDE VDE tool case 3/8"



- in sturdy, stackable ABS plastic case
- Content 23 pieces:
- 14 sockets with hexagon
No 12171 VDE: 7; 8; 9; 10; 11; 12; 13; 14; 16; 17; 18; 19; 20; 22 mm
 - 3 screwdriver sockets for internal TORX® screws
No 12174 VDE: sizes T20; T25; T30
 - 2 screwdriver sockets for tri-square socket head screws XZN®
No 12175 VDE: M8; M10
 - 3 extensions No 12167/3 VDE (94 mm),
No 12167/6 VDE (178 mm),
No 12167/1 VDE (258 mm)
 - 1 ratchet No 12165 VDE



Code	⚡ g
96022020	3056



TCS 12171/19/4 VDE



- 350 x 350 x 45 mm
- 23 pieces

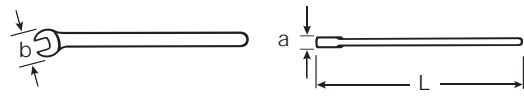


Code	⚡ g
96830041	2800

No	Content
12171 VDE	3/8" ⚡ 7; 8; 9; 10; 11; 12; 13; 14; 16; 17; 18; 19; 20; 22 mm
12174 VDE	3/8" ⚡ sizes T20; T25; T30
12175 VDE	3/8" ⚡ M8; M10
12167 VDE 3	3/8" ⚡ 94 mm
12167 VDE 6	3/8" ⚡ 178 mm
12167 VDE 10	3/8" ⚡ 258 mm
12165 VDE	3/8" ⚡

12160 VDE VDE single-ended open-jaw spanners

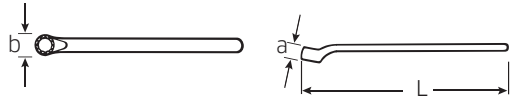
- Chrome Alloy Steel, chrome plated
- VDE insulated up to 1000 V
- DIN EN 60900
- ⚡ AC/1000 V



Code	Ø mm	L mm	b mm	a mm	g	g	g
44180010	10	140.7	26	10.5	48	1	
44180013	13	166.4	32.5	11.5	80	1	
44180014	14	181	34.5	11.5	88	1	
44180017	17	200	40	12.5	146	1	
44180019	19	218	44.5	13	184	1	
44180022	22	248	50	13.5	254	1	

12161 VDE VDE single-ended ring spanners

- Chrome Alloy Steel, chrome plated
- VDE insulated up to 1000 V
- DIN EN 60900
- ⚡ AC/1000 V



Code	Ø mm	L mm	b mm	a mm	g	g	g
44190010	10	147.6	19.6	13	48	1	
44190013	13	171.2	23.6	15	82	1	
44190014	14	184.1	25.1	15	82	1	
44190017	17	208.3	29.1	17	144	1	
44190019	19	227.1	32	18	190	1	
44190022	22	254.2	36.3	19	238	1	

12160/6 VDE Set VDE single-ended open-jaw spanners

- 6 pieces
- VDE insulated up to 1000 V
- DIN EN 60900
- ⚡ AC/1000 V
- Chrome Alloy Steel, chrome plated
- roll-up wallet made of extremely tough textile with Velcro fastener



Code	Content mm	g
96404301	10; 13; 14; 17; 19; 22	950


12161/6 VDE Set VDE single-ended ring spanners

- 6 pieces
- VDE insulated up to 1000 V
- DIN EN 60900
- ⚡ AC/1000 V
- Chrome Alloy Steel, chrome plated
- roll-up wallet made of extremely tough textile with Velcro fastener



Code	Content mm	g
96404302	10; 13; 14; 17; 19; 22	430

TCS 12160 VDE



- 175 x 350 x 30 mm
- 6 pieces

Code	g
96830042	900

No	Content
12160 VDE	10; 13; 14; 17; 19; 22 mm

TCS 12161 VDE



- 175 x 350 x 30 mm
- 6 pieces

Code	g
96830045	885

No	Content
12161 VDE	10; 13; 14; 17; 19; 22 mm

3/8" VDE QuickRelease fine-tooth ratchet.

80 teeth, unfazed by 1000 V.

The 3/8" fine-tooth ratchet retains the compact shape, outstanding functionality and ergonomics of all STAHLWILLE fine-tooth ratchets, and provides optimum protection against live voltages in accordance with VDE standards.



80

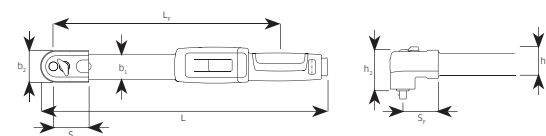
4,5°

730R/5 VDE VDE MANOSKOP® torque wrench with QuickRelease ratchet

QR

- click-type
- with double-insulated plastic sleeve against high voltages up to 1000 V
- DIN EN 60900
- AC/1000 V
- mount for interchangeable insert tools
- exchange of the ratchet 725QR VDE without having to recheck the insulation
- QuickRelease safety lock
- fast, accurate setting thanks to QuickSelect quick-action adjuster
- dual stop signal
- easy-to-read double scale with colour coding to differentiate between N·m/ft·lb

- the measuring element is only under load while force is being applied, no need for manual reset to zero
- any force applied to the tool after the 'click' or applied in the opposite direction to the current function - e.g. forcible loosening of a jammed screw - does not act on the trigger mechanism and cannot cause damage to it
- insulation made of non-slip, abrasion-proof special plastic, resistant to diluted alkalis, hydrocarbons, fuels and oils
- calibration using perfectControl® calibrating unit No 7794 or calibration system No 7791
- adjustment without disassembly and without having to recheck the insulation
- certificate in accordance with DIN EN ISO 6789-2:2017
- display deviation value ± 3 %**



Code	10-50 N·m	7-37 ft·lb	5 N·m	1 ft·lb	0.25 N·m	Fine scale	mm	"	b ₁ mm	b ₂ mm	h ₁ mm	h ₂ mm	L mm	L _F mm	S _F mm	ΔΔ g
96550150	10-50 N·m	7-37 ft·lb	5 N·m	1 ft·lb	0.25 N·m	9x12	3/8	43	49.5	36	59.5	390.5	308.5	28	1365	

725QR VDE VDE QuickRelease ratchet insert tool

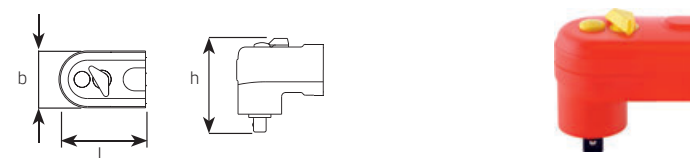
QR

- reversible
- with QuickRelease safety lock
- 30 teeth
- Chrome Alloy Steel, chrome plated
- VDE insulated up to 1000 V
- DIN EN 60900
- AC/1000 V
- exclusively for MANOSKOP® 730R VDE

12171 VDE VDE sockets 3/8"

AS HPQ

- HPQ® high performance steel, chrome plated
- VDE insulated up to 1000 V
- DIN EN 60900
- AC/1000 V



Code	"	mm	b mm	h mm	L mm	ΔΔ g	g
58253105	3/8	9x12	43	70.5	65.5	230	1

Code	mm	d ₁ mm	d ₂ mm	d ₃ mm	L mm	t ₁ mm	t ₂ mm	ΔΔ g	g
02380007	7	15.5	21.5	6	42	6	12.5	24	1
02380008	8	16.7	21.5	7	43	7	13.5	26	1
02380009	9	18	21.5	8	43	7	13.5	28	1
02380010	10	19.3	21.5	9	45	8.5	15.5	28	1
02380011	11	20.6	21.5	10	45	8.5	13.7	29	1
02380012	12	21.9	22.5	11	46	9.5	14.4	36	1
02380013	13	23	22.5	12	48	11.5	16.1	36	1
02380014	14	24.4	22.5	13	48	11.5	15.8	40	1
02380016	16	26.7	24	15	49	13.5	18.9	48	1
02380017	17	28	24	16	49	12.5	18.6	54	1
02380018	18	29.2	24	17	50	13.5	19.3	58	1
02380019	19	30.2	24	18	50	13.5	19	58	1
02380020	20	31.2	25	19	52	15.5	20.7	68	1
02380022	22	33.7	26	21	53	17	21.2	78	1

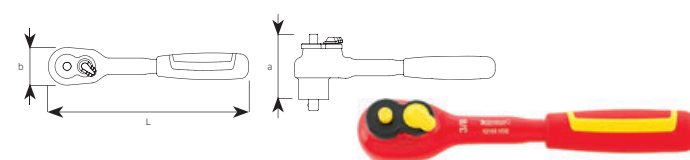
12165 VDE VDE QuickRelease ratchet, fine tooth, 3/8"

QR FCD 80 45°

- reversible
- 80 teeth
- with QuickRelease safety lock
- with double-insulated plastic sleeve for working under voltage
- with 2-component handle
- for use in confined spaces, re-engages after movement of 4.5°
- construction without screws prevents foreign object damage
- VDE insulated up to 1000 V
- DIN EN 60900
- AC/1000 V

12167 VDE VDE extensions 3/8"

- Chrome-Alloy-Steel, chrome plated
- VDE insulated up to 1000 V
- DIN EN 60900
- AC/1000 V




Code	L mm	b mm	a mm	ΔΔ g	g
12430001	205	61	37	298	1

Code	size	L mm	d mm	ΔΔ g	g
12420001	3	94	23	84	1
12420002	6	178	23	162	1
12420003	10	258	23	224	1

12174 VDE VDE screwdriver sockets 3/8"

- for internal TORX® screws
- Chrome-Alloy-Steel, chrome plated
- VDE insulated up to 1000 V
- DIN EN 60900
- AC/1000 V



Code	size	mm	L mm	d mm	g	
02390020	T20	3.8	67	22.8	52	1
02390025	T25	4.4	67	22.8	52	1
02390030	T30	5.5	67	22.8	54	1
02390040	T40	6.6	67	22.8	56	1
02390045	T45	7.8	67	22.8	58	1

12175 VDE VDE screwdriver sockets 3/8"


- for tri-square socket head screws (XZN®)
- Chrome-Alloy-Steel, chrome plated
- VDE insulated up to 1000 V
- DIN EN 60900
- AC/1000 V



Code	size	L mm	d mm	g	
02370006	M6 NEW	136	23	100	1
02370008	M8	136	23	98	1
02370010	M10	136	23	122	1

12177 VDE VDE extensions 1/2"

- Chrome-Alloy-Steel, chrome plated
- VDE insulated up to 1000 V
- DIN EN 60900
- AC/1000 V



Code	size	L mm	d mm	g	
13420001	3	93	27	130	1
13420002	5	148	27	206	1
13420003	10	273	27	380	1

432 VDE VDE extending adaptor NEW

- HPQ
- 3/8" socket 1/2" plug (10 x 12.5)
- HPQ® high performance steel, chrome plated
- VDE insulated up to 1000 V
- DIN EN 60900
- AC/1000 V



Code	L mm	d mm	g	
12030005	68	22.6	84	1

12179 VDE VDE sockets 1/2"

- AS HPQ
- HPQ® high performance steel, chrome plated
- VDE insulated up to 1000 V
- DIN EN 60900
- AC/1000 V



Code	mm	d1 mm	d2 mm	d3 mm	L mm	t1 mm	t2 mm	g	
03370010	10	19.5	27	9	56	9	22	60	1
03370011	11	20.8	27	10	56	9.5	22	64	1
03370012	12	22	27	11	56	13	22	64	1
03370013	13	23.3	27	12	56	13	22	64	1
03370014	14	24.9	27.7	13	56	13	20.5	70	1
03370017	17	29	28.7	15.2	56	15	19.6	82	1
03370019	19	31.2	30	18	56	16	21.7	94	1
03370022	22	34.7	31	21	60	16.5	24.9	116	1
03370024	24	37	31	21	60	18.5	24.9	130	1

4660 VDE VDE electricians screwdrivers DRALL+

- for slotted screws
- Chrome Alloy Steel
- blade gunmetal finished
- VDE insulated up to 1000 V
- DIN EN 60900
- AC/1000 V



Code	size	a mm	b mm	L1 mm	L2 mm	g	
46603025	1	0.4	2.5	75	160	20	10
46603030	2	0.5	3.0	100	185	39	10
46603035	3	0.6	3.5	100	205	42	10
46603040	4	0.8	4.0	100	205	46	10
46603055	5	1.0	5.5	125	240	93	10
46603065	6	1.2	6.5	150	265	120	10
46603080	7	1.2	8.0	175	300	170	10

4665 VDE VDE cross-head screwdrivers DRALL+

- Phillips-Recess®
- Chrome Alloy Steel
- blade gunmetal finished
- VDE insulated up to 1000 V
- DIN EN 60900
- AC/1000 V



Code	PH size	L1 mm	L2 mm	g	
46653000	0	60	145	35	10
46653001	1	80	185	47	10
46653002	2	100	215	89	10
46653003	3	150	275	159	10

4670 VDE **VDE cross-head screwdrivers DRALL⁺**

- POZIDRIV/SUPADRIV®
- Chrome Alloy Steel
- blade gunmetal finished
- VDE insulated up to 1000 V
- DIN EN 60900
- ⚡ AC/1000 V



Code	PZ size	L ₁ mm	L ₂ mm	⚡ g	📦
46703000	0	60	145	36	10
46703001	1	80	185	46	10
46703002	2	100	215	89	10

4675 VDE **VDE TORX® screwdrivers DRALL⁺**

- for inside TORX® screws
- Chrome Alloy Steel
- blade gunmetal finished
- VDE insulated up to 1000 V
- DIN EN 60900
- ⚡ AC/1000 V



code	size	mm	L ₁ mm	L ₂ mm	⚡ g	📦
46753008	T8	2.3	60	145	22	10
46753010	T10	2.7	60	145	22	10
46753015	T15	3.3	75	180	40	10
46753020	T20	3.8	100	205	47	10
46753025	T25	4.4	100	205	51	10
46753030	T30	5.5	100	215	89	10

4695 VDE **VDE screwdriver set DRALL⁺**

- Content 6 screwdrivers **DRALL⁺**:
- VDE insulated up to 1000 V
 - DIN EN 60900
 - ⚡ AC/1000 V
- ⊖ 4660 VDE:
- size 1 (0.4 x 2.5 x 75 mm)
 - size 3 (0.6 x 3.5 x 100 mm)
 - size 5 (1.0 x 5.5 x 125 mm)
 - size 6 (1.2 x 6.5 x 150 mm)
- ⊕ 4665 VDE: PH1; PH2



Code	⚡ g
96469515	595

TCS 4660/4665 VDE



- 175 x 350 x 40 mm
- 6 pieces



Code	⚡ g
96838766	391

No	Content
4660 VDE	size 1 (0.4 x 2.5 x 75 mm) size 3 (0.6 x 3.5 x 100 mm) size 5 (1.0 x 5.5 x 125 mm) size 6 (1.2 x 6.5 x 150 mm)
4665 VDE	PH1; PH2

TCS 4665/4670 VDE




- 175 x 350 x 40 mm
- 7 pieces




Code	⚡ g
96838785	622

No	Content
4665 VDE	PH0; PH1; PH2; PH3
4670 VDE	PZ0; PZ1; PZ2

TCS 4675 VDE



- 175 x 350 x 40 mm
- 6 pieces



Code	⚡ g
96838793	385

No	Content
4675 VDE	sizes T8; T10; T15; T20; T25; T30

4798 VDE **VDE set of interchangeable screwdrivers**

- 14 pieces
 - two-component handle with soft-grip zones for use as precision tools
 - attachable rotating cap for interchangeable blades
 - automatic locking system prevents inadvertent extraction
 - VDE insulated up to 1000 V
 - DIN EN 60900
 - ⚡ AC/1000 V
- Content:
- 1x two-component handle
 - 1x attachable rotating cap
- ⊖ 2.5 x 0.4; 3.0 x 0.5; 3.5 x 0.6; 4.0 x 0.8; 5.5 x 1.0; 6.5 x 1.2 mm
- ⊕ PH1; PH2
 - ⊕ PZ2
 - ⊙ T10; T15; T20



Code	⚡ g
96469511	814

TCS 6501-6600/3 VDE

TCS


- 175 x 350 x 40 mm
- 3 pieces

Code	g
96838770	725

No		
	65017180	180 mm
	65297200	200 mm
	66007160	160 mm

TCS 6501/6551/6600 VDE

TCS


- 175 x 350 x 40 mm
- 3 pieces

Code	g
96830039	918

No		
	65017180	180 mm
	65517240	240 mm
	66007160	160 mm

6501 VDE VDE combination pliers

- DIN ISO 5746
- precision cutting edges for all wires, incl. piano wire
- induction hardened cutting edges, approx. 62 HRC, for long life



65017160

65018160

Code	L mm	Head	Handles	③	④	⑤	⑥	g
65017160	160	chrome plated	dip-coated insulation DIN EN 60900, ⚡ AC/1000 V	1.8	1.5	10	16	202
65017180	180			2	1.8	12	16	279
65017200	200			2.5	2	13	16	359
65018160	160	chrome plated	insulated, with plastic sleeves, DIN EN 60900, ⚡ AC/1000 V	1.8	1.5	10	16	186
65018180	180			2	1.8	12	16	186
65018200	200			2.5	2	13	16	317

③ Cutting capacity in mm for hard wire
 ④ Cutting capacity in mm for piano wire

⑤ Cutting capacity in mm for cable
 ⑥ Cutting capacity in mm²

6507 VDE VDE flat nose pliers, short

- DIN ISO 5745
- short, flat serrated jaws



65077160

65078160

Code	L mm	Head	Handles	L ₃ mm	W mm	T mm	h mm	b mm	g
65077160	160	chrome plated	dip-coated insulation DIN EN 60900, ⚡ AC/1000 V	30	17	10	5	9	200
65078160	160	chrome plated	insulated, with plastic sleeves, DIN EN 60900, ⚡ AC/1000 V	30	17	10	5	9	181

6508 VDE VDE flat nose pliers, long

- DIN ISO 5745
- long, flat serrated jaws



65087160

65088160

Code	L mm	Head	Handles	L ₃ mm	W mm	T mm	h mm	b mm	g
65087160	160	chrome plated	dip-coated insulation DIN EN 60900, ⚡ AC/1000 V	50	15	8	3	5	148
65088160	160	chrome plated	insulated, with plastic sleeves, DIN EN 60900, ⚡ AC/1000 V	50	15	8	3	5	166

6523 VDE VDE round nose pliers, short

- DIN ISO 5745
- for bending wire loops and rings
- short, round, ground jaws
- fine serrations on gripping areas



Code	L mm	Head	Handles	L ₃ mm	W mm	T mm	b mm	g
65237160	160	chrome plated	dip-coated insulation DIN EN 60900, ⚡ AC/1000 V	30	18	10	3	201
65238160	160	chrome plated	insulated, with plastic sleeves, DIN EN 60900, ⚡ AC/1000 V	30	18	10	3	176

6524 VDE VDE round nose pliers, long

- DIN ISO 5745
- for bending wire loops and rings
- long, round, ground jaws
- fine serrations on gripping areas



Code	L mm	Head	Handles	L ₃ mm	W mm	T mm	b mm	g
65247160	160	chrome plated	dip-coated insulation DIN EN 60900, ⚡ AC/1000 V	47	15.5	8.5	2.5	162
65248160	160	chrome plated	insulated, with plastic sleeves, DIN EN 60900, ⚡ AC/1000 V	47	15.5	8.5	2.5	156

6529 VDE VDE snipe nose pliers with cutter (radio- or telephone pliers)

- DIN ISO 5745
- Form A (straight)
- half round, long tapering, serrated jaws, with burner hole
- precision cutting edges for soft and hard wires
- induction hardened cutting edges, approx. 60 HRC



Code	L mm	Head	Handles	L ₃ mm	W mm	T mm	h mm	b mm	g
65297160	160	chrome plated	dip-coated insulation DIN EN 60900, ⚡ AC/1000 V	51	16	9	3	2.5	174
65297200	200			73	17	9	3	2.5	226
65298160	160	chrome plated	insulated, with plastic sleeves, DIN EN 60900, ⚡ AC/1000 V	51	16	9	3	2.5	158
65298200	200			73	17	9	3	2.5	202

6530 VDE VDE snipe nose pliers with cutter (radio- or telephone pliers)

- DIN ISO 5745
- Form B, bent 45°
- half round, long tapering, serrated jaws, with burner hole
- precision cutting edges for soft and hard wires
- induction hardened cutting edges, approx. 60 HRC



Code	L mm	Head	Handles	L ₂ mm	L ₃ mm	W mm	T mm	h mm	b mm	g
65307160	160	chrome plated	dip-coated insulation DIN EN 60900, ⚡ AC/1000 V	24	55	16	9	3	2.5	185
65307200	200			28	76	17	9	3.5	2.5	230
65308160	160	chrome plated	insulated, with plastic sleeves, DIN EN 60900,	24	55	16	9	3	2.5	154
65308200	200		⚡ AC/1000 V	28	76	17	9	3.5	3	201

6533 VDE VDE mechanics snipe nose pliers

- half round, long tapering
- serrated jaws



Code	L mm	Head	Handles	L ₃ mm	W mm	T mm	h mm	b mm	g
65337160	160	chrome plated	dip-coated insulation DIN EN 60900, Δ AC/1000 V	50	15	8	3	2.5	147
65338160	160	chrome plated	insulated, with plastic sleeves, DIN EN 60900, Δ AC/1000 V	50	15	8	3	2.5	160

6551 VDE VDE waterpump wrench

- DIN ISO 8976 (No 207 c)
- with box joint and recess
- 7 positions
- anti-pinch mechanism
- chrome vanadium



Code	L mm	Jaw opening max. mm	Head	Handles	g
65517240	250	35	chrome plated	dip-coated insulation DIN EN 60900, Δ AC/1000 V	358

6600 VDE VDE side cutters

- DIN ISO 5749
- Form B
- precision cutting edges for all wires
incl. piano wire
- high quality alloy steel
- bevelled cutting edges induction hardened,
approx. 63 HRC



Code	L mm	Head	Handles	e mm	h mm	b mm	①	②	③	④	g
66007145	140	chrome plated	dip-coated insulation DIN EN 60900, Δ AC/1000 V	19	20	8.2	3	2.5	1.8	1.6	155
66007160	160			23.5	20	9	3	2.8	2	1.6	215
66007180	180			25.5	25	9.5	3.8	3	2.5	2	260
66008145	140	chrome plated	insulated, with plastic sleeves, DIN EN 60900, Δ AC/1000 V	19	20	8.2	3	2.5	1.8	1.6	149
66008160	160			23.5	20	9	3	2.8	2	1.6	190
66008180	180			25.5	25	9.5	3.8	3	2.5	2	249

① Cutting capacity in mm for soft wire

③ Cutting capacity in mm for hard wire

② Cutting capacity in mm for medium hard wire

④ Cutting capacity in mm for piano wire

6602 VDE VDE heavy duty side cutters

- DIN ISO 5749
- Form A
- precision cutting edges for all wires
incl. piano wire
- high quality alloy steel
- bevelled cutting edges induction hardened,
approx. 63 HRC



Code	L mm	Head	Handles	e mm	h mm	b mm	①	②	③	④	g
66027160	160	chrome plated	dip-coated insulation, DIN EN 60900 Δ AC/1000 V	25.5	25	9.5	4	3.4	2.5	2	220
66027200	200			31	28	11.5	4	4	3	2.5	325
66027250	250			32	29.5	12	4	4	3.5	3	475
66028160	160	chrome plated	insulated, with plastic sleeves, DIN EN 60900	25.5	25	9.5	4	3.4	2.5	2	210
66028180	180		Δ AC/1000 V	27.5	26.5	10.5	4	3.8	2.7	2.2	250
66028200	200			31	28	11.5	4	4	3	2.5	305

① Cutting capacity in mm for soft wire

③ Cutting capacity in mm for hard wire

② Cutting capacity in mm for medium hard wire

④ Cutting capacity in mm for piano wire

6622 VDE VDE wire stripping pliers

- with adjustment screw to cut insulation only on wire or cable
- max. 5 mm ϕ 10 mm² conductor cross-section



Code	L mm	Head	Handles	g
66227160	160	chrome plated	dip-coated insulation DIN EN 60900, \triangle AC/1000 V	180
66228160	160	chrome plated	insulated, with plastic sleeves, DIN EN 60900, \triangle AC/1000 V	168

6623 VDE VDE wire stripping pliers

- for wires from 0.5 to 5 mm ϕ
- self adjusting
- cutter hole for cutting wire or stranded wires up to 5 mm ϕ
- special steel



Code	L mm	Head	Handles	g
66237160	160	chrome plated	dip-coated insulation DIN EN 60900, \triangle AC/1000 V	214
66238160	160	chrome plated	insulated, with plastic sleeves, DIN EN 60900, \triangle AC/1000 V	184

6923 Replacement stripping knives (1 pair) for No 6623

Code	g
69230001	11

6630 VDE VDE cable shear

- for copper and light alloy cables
- easy, single handed operation
- special cutter geometry to avoid pressure marks and frayed ends
- adjustable joint
- anti-squeeze protection
- not suitable for steel or armoured cables



Code	L mm	Head	Handles	⑦	⑧	⑨	g
66307220	220	chrome plated	dip-coated insulation, DIN EN 60900 \triangle AC/1000 V	16	35	70	380

⑦ cutting capacity in mm² for single wire Al-/Cu-Cable ⑧ cutting capacity in mm² for thin wire Al-/Cu-Cable
 ⑨ cutting capacity in mm² for multiple wire Al-/Cu-Cable



12187 VDE VDE electrician's penknife

- with a straight blade
- handle made of viscoelastic, impact-resistant plastic
- with blade cover



Code	Blade mm	g	g	g
77020700	50	98	1	

12188 VDE VDE electrician's penknife

- with a hooked blade
- for slitting and stripping moisture proof cables
- handle made of viscoelastic, impact-resistant plastic
- with blade cover



Code	Blade mm	g	g	g
77020701	40	96	1	

12189 VDE VDE insulating underlay mat

- tested to IEC 6111 Class 4
- for working on high-current components
- one side is smooth, one side with non-slip grooves



code	Dimensions mm	g	g	g
77030700	1000 x 1000 x 3	3040	1	

12190 VDE Bag for the VDE insulating underlay mat

- for the VDE insulating underlay mat



Code	Measures mm	g	g	g
77030701	1000 x 300	784	1	

12196 VDE VDE insulating underlay mat in bag



Code	Measures mm	g	g	g
96404303	1000 x 300	3824	1	

12191 VDE VDE barrier tape

- red & white markings
- for cordoning off construction sites and securing hazard zones
- full warning effect retained even over longer periods (light resistance rating: 5-6)
- made of polyethylene



Code	L m	B mm	g	g
77030702	500	80	1500	1

12192 VDE VDE warning sign

- warning regarding hazardous electric voltages
- DIN EN ISO 7010-W012
- made of plastic



Code	Dimensions mm	g	g	g
77030705	200 x 200	27	1	

12193 VDE VDE prohibitory sign

- prohibitory sign „Do not switch on“
- DIN 4844, BGV A8 (accident prevention regulations)
- made of plastic



Code	Ø mm	g	g	g
77030706	200	48	1	

12194/12195 VDE Self-clamping VDE insulating cable-end cap

- for insulating the ends of cables and individual wire cores
- made of viscoelastic insulating material
- with cross-section closure













Code	Ø mm	L mm	g	g
77030708	10	100	10	1
77030709	20	100	18	1

13209 VDE VDE hard case

- with detachable trolley castor system
- sturdy aluminium frame
- 2 locks
- ergonomically designed carrying handle
- robust jointed lid-prop
- tool-holder panel for storing tools from both sides, with 21 pockets and integrated document pouch
- ABS insert can be subdivided and includes cover with 6 pockets



Code	Dimensions mm	g	g	g
81620700	460 x 375 x 235	6000	1	

TORX® Screw Sizes, according to DIN										
										
DIN	931/933	912	963/965	964/966	7984	7985	7991	7981	7982	7983
M 2										
ST 2.2										
M 2.5		T8	T8	T8						
ST 2.9								T8	T8	T8
M 3	E4	T10	T10	T10	T10	T10	T10			
M 3.5			T15	T15		T15				
ST 3.5								T10	T10	T10
ST 3.9								T15	T15	T15
M 4	E5	T20	T20	T20	T20	T20	T20			
ST 4.2								T20	T20	T20
ST 4.8								T25	T25	T25
M 5	E6	T25	T25	T25	T25	T25	T25			
ST 5.5								T25	T25	T25
M 6	E8	T30	T30	T30	T30	T30	T30			
ST 6.3								T30	T30	T30
M 7										
M 8	E10	T45	T40	T45	T45	T45	T40			
M 10	E12	T50	T50	T50	T50	T50	T50			
M 12	E14	T55			T55					
M 14	E18	T60			T60					
M 16	E20	T70			T70					
M 18	E24	T80			T80					
M 20	E24	T90			T90					
M 22		T100*								
Camcar Licence sheet	TMF-16001	TMF-17012	TMF-17065	TMF-17066	TMF-17069	TMF-17085	TMF-17091	TMF-17081	TMF-17082	TMF-17083

*Special screw

Screw correlation for TORX®-Tools

O Size	Ø mm	Screws metr.	Screws "
T5	1,4	M1,4-M2	-
T6	1,6	M2	-
T7	2,0	M2,5	2,2
T8	2,3	M2,5	-
T9	2,5	M3	2,9
T10	2,7	M3-M3,5	-
T15	3,3	M3,5-M4	3,5
T20	3,8	M4-M5	4,2
T25	4,4	M4,5-M5	4,8
T27	5,0	M4,5-M5-M6	-
T30	5,5	M6-M7	-
T40	6,6	M7-M8	-
T45	7,8	M8-M10	-
T50	8,8	M10	-
T55	11,2	M12	-
T60	13,2	M14	-
T70	15,5	M16	-
T80	17,6	M18	-
T90	19,9	M20	-
T100	22,1	M22	-

Screw correlation for TORX®-Tools

O Size	Ø mm	Screws metr.	Screws "
E4	3,8	M3	2,2-2,9
E5	4,7	M4	-
E6	5,7	M5	-
E7	6,2	M6	-
E8	7,5	M6-M7	3,5-4,2
E10	9,4	M8	-
E11	10,1	-	-
E12	11,1	M10	-
E14	12,9	M12	-
E16	14,7	M12	-
E18	16,6	M14	-
E20	18,4	M16	-
E24	22,1	M18-M20	-

Inch Pound (in-lb) - Newtonmeter (N-m)										
	0	10	20	30	40	50	60	70	80	90
in-lb	N-m									
0	0,0	1,1	2,3	3,4	4,5	5,7	6,8	7,9	9,0	10,2
100	11,3	12,4	13,6	14,7	15,8	17,0	18,1	19,2	20,3	21,5
200	22,6	23,7	24,9	26,0	27,1	28,3	29,4	30,5	31,6	32,8
300	33,9	35,0	36,2	37,3	38,4	39,6	40,7	41,8	42,9	44,1
400	45,2	46,3	47,5	48,6	49,7	50,9	52,0	53,1	54,2	55,4
500	56,5	57,6	58,8	59,9	61,0	62,2	63,3	64,4	65,5	66,7
600	67,8	68,9	70,1	71,2	72,3	73,5	74,6	75,7	76,8	78,0
700	79,1	80,2	81,4	82,5	83,6	84,8	85,9	87,0	88,1	89,3
800	90,4	91,5	92,7	93,8	94,9	96,1	97,2	98,3	99,4	100,6
900	101,7	102,8	104,0	105,1	106,2	107,4	108,5	109,6	110,7	111,9
1000	113,0	114,1	115,3	116,4	117,5	118,7	119,8	120,9	122,0	123,2
1100	124,3	125,4	126,6	127,7	128,8	130,0	131,1	132,2	133,3	134,5
1200	135,6	136,7	137,9	139,0	140,1	141,3	142,4	143,5	144,6	145,8
1300	146,9	148,0	149,2	150,3	151,4	152,6	153,7	154,8	155,9	157,1
1400	158,2	159,3	160,5	161,6	162,7	163,9	165,0	166,1	167,2	168,4
1500	169,5	170,6	171,8	172,9	174,0	175,2	176,3	177,4	178,5	179,7
1600	180,8	181,9	183,1	184,2	185,3	186,5	187,6	188,7	189,8	191,0
1700	192,1	193,2	194,4	195,5	196,6	197,8	198,9	200,0	201,1	202,3
1800	203,4	204,5	205,7	206,8	207,9	209,1	210,2	211,3	212,4	213,6
1900	214,7	215,8	217,0	218,1	219,2	220,4	221,5	222,6	223,7	224,9
2000	226,0	227,1	228,3	229,4	230,5	231,7	232,8	233,9	235,0	236,2
2100	237,3	238,4	239,6	240,7	241,8	243,0	244,1	245,2	246,3	247,5
2200	248,6	249,7	250,9	252,0	253,1	254,3	255,4	256,5	257,6	258,8
2300	259,9	261,0	262,2	263,3	264,4	265,6	266,7	267,8	268,9	270,1
2400	271,2	272,3	273,5	274,6	275,7	276,9	278,0	279,1	280,2	281,4
2500	282,5	283,6	284,8	285,9	287,0	288,2	289,3	290,4	291,5	292,7
2600	293,8	294,9	296,1	297,2	298,3	299,5	300,6	301,7	302,8	304,0
2700	305,1	306,2	307,4	308,5	309,6	310,8	311,9	313,0	314,1	315,3
2800	316,4	317,5	318,7	319,8	320,9	322,1	323,2	324,3	325,4	326,6
2900	327,7	328,8	330,0	331,1	332,2	333,4	334,5	335,6	336,7	337,9
3000	339,0	340,1	341,3	342,4	343,5	344,7	345,8	346,9	348,0	349,2
3100	350,3	351,4	352,6	353,7	354,8	356,0	357,1	358,2	359,3	360,5
3200	361,6	362,7	363,9	365,0	366,1	367,3	368,4	369,5	370,6	371,8
3300	372,9	374,0	375,2	376,3	377,4	378,6	379,7	380,8	381,9	383,1
3400	384,2	385,3	386,5	387,6	388,7	389,9	391,0	392,1	393,2	394,4
3500	395,5	396,6	397,8	398,9	400,0	401,2	402,3	403,4	404,5	405,7
3600	406,8	407,9	409,1	410,2	411,3	412,5	413,6	414,7	415,8	417,0

Foot Pound (ft-lb) - Newtonmeter (N-m)										
	0	1	2	3	4	5	6	7	8	9
ft-lb	N-m									
0	0,0	1,4	2,7	4,1	5,4	6,8	8,1	9,5	10,9	12,2
10	13,6	14,9	16,3	17,6	19,0	20,3	21,7	23,1	24,4	25,8
20	27,1	28,5	29,8	31,2	32,5	33,9	35,3	36,6	38,0	39,3
30	40,7	42,0	43,4	44,7	46,1	47,5	48,8	50,2	51,5	52,9
40	54,2	55,6	56,9	58,3	59,7	61,0	62,4	63,7	65,1	66,4
50	67,8	69,2	70,5	71,9	73,2	74,6	75,9	77,3	78,6	80,0
60	81,4	82,7	84,1	85,4	86,8	88,1	89,5	90,8	92,2	93,6
70	94,9	96,3	97,6	99,0	100,3	101,7	103,0	104,4	105,8	107,1
80	108,5	109,8	111,2	112,5	113,9	115,3	116,6	118,0	119,3	120,7
90	122,0	123,4	124,7	126,1	127,5	128,8	130,2	131,5	132,9	134,2
100	135,6	136,9	138,3	139,7	141,0	142,4	143,7	145,1	146,4	147,8
110	149,1	150,5	151,9	153,2	154,6	155,9	157,3	158,6	160,0	161,3
120	162,7	164,1	165,4	166,8	168,1	169,5	170,8	172,2	173,6	174,9
130	176,3	177,6	179,0	180,3	181,7	183,0	184,4	185,8	187,1	188,5
140	189,8	191,2	192,5	193,9	195,2	196,6	198,0	199,3	200,7	202,0
150	203,4	204,7	206,1	207,4	208,8	210,2	211,5	212,9	214,2	215,6
160	216,9	218,3	219,6	221,0	222,4	223,7	225,1	226,4	227,8	229,1
170	230,5	231,9	233,2	234,6	235,9	237,3	238,6	240,0	241,3	242,7
180	244,1	245,4	246,8	248,1	249,5	250,8	252,2	253,5	254,9	256,3
190	257,6	259,0	260,3	261,7	263,0	264,4	265,7	267,1	268,5	269,8
200	271,2	272,5	273,9	275,2	276,6	277,9	279,3	280,7	282,0	283,4
210	284,7	286,1	287,4	288,8	290,2	291,5	292,9	294,2	295,6	296,9
220	298,3	299,6	301,0	302,4	303,7	305,1	306,4	307,8	309,1	310,5
230	311,8	313,2	314,6	315,9	317,3	318,6	320,0	321,3	322,7	324,0
240	325,4	326,8	328,1	329,5	330,8	332,2	333,5	334,9	336,2	337,6
250	339,0	340,3	341,7	343,0	344,4	345,7	347,1	348,5	349,8	351,2
260	352,5	353,9	355,2	356,6	357,9	359,3	360,7	362,0	363,4	364,7
270	366,1	367,4	368,8	370,1	371,5	372,9	374,2	375,6	376,9	378,3
280	379,6	381,0	382,3	383,7	385,1	386,4	387,8	389,1	390,5	391,8
290	393,2	394,5	395,9	397,3	398,6	400,0	401,3	402,7	404,0	405,4
300	406,8									

Index of numbers

No	Page	No	Page	No	Page	No	Page	No	Page
AB 95	18	SDH 921	19	TCS 102-108/10961/10	77, 307	10/9	86	40/44/17/5	122
AB 98	17	SmartCheck	237	TCS 102-109/10956/10961/6	79, 306	10/10	86	40/44/17/5QR	122
BL 150	302	SP 11040	325	TCS 240/6	62, 99	10/12	86	40/45/36/12	122, 134
BL 153	302	SP 11041	325	TCS 456/16/4 MF	66, 138	10a	86	40/52/27/11	122, 152
BL 1500	302	SP 11050	325	TCS 456/16/4 MF QR	66, 138	10a/7	86	40a	110
BZ 150/3/4	302	SP 11053	325	TCS 456/16/6	65, 137	10a/11	86	40a/9/4	123
BZ 153	302	SP 11055	325	TCS 456/16/6QR	65, 137	12	88	40aD	110
BZ 1500	302	SP 12150	325	TCS 456/16/7	66, 137	12/10	88	40aD/8/1H	119
ES 1/4" + 10760CV	51, 124	SR150	302	TCS 456/16/7QR	66, 137	12/15	88	40aD/9/4	123
ES 1/2" - 512/6	51, 155	SR153	302	TCS 456/31/8	66, 138	12a	88	40aD/10CL	110
ES 10/10, 5,5x7-22x24 mm	49, 87	SR155	302	TCS 1054/2054/10	70, 143	12a/13	88	40aD/12/7QR	124
ES 10/10, 6x7-30x32 mm	49, 87	SR290	233	TCS 1202/4000/ 10766/38	76	13	89	40aD/30/7QR	124
ES 13/5, 27-32 mm	49, 89	SR295	233	TCS 4008/8/52	65	13/6	90	40aDL	111
ES 13/8, 16-24 mm	49, 89	SR300	233	TCS 4025/3	63, 104	13/9	90	40aDL/7	111
ES 13/10, 6-15 mm	49, 89	SR391	233	TCS 4026/3	63, 105	13/10KLT	90	40aDL/10CL	111
ES 14/8, 16-24 mm	49, 92	SR392	233	TCS 4620/4630	259	13/11	90	40aDV	111
ES 14/10, 6-15 mm	49, 92	SR393	233	TCS 4620/4640	72, 260	13/15	90	40aLSP	113
ES 20/8, 6x7-19x22 mm	49, 94	TBT13216	27	TCS 4620/4660VDE	72, 260	13/16	90	40aSP	112
ES 20/10, 6x7-30x32 mm	50, 95	TCS 1/4 + 10760CV QR	63, 124	TCS 4620/4660VDE+10767	72, 260	13/17	90	40aDL	114
ES 24/7, 8x10-19x22 mm	50, 98	TCS 1/4 + 10760CV	63, 124	TCS 4620-4734/8	72, 260	13/26	90	40D	110
ES 25/7, 7x8-17x19 mm	50, 100	TCS 1/3 MF	79	TCS 4621/4734/16	73, 261	13a	89	40D/9/4	120
ES 29/6, 8x9-18x19 mm	50, 102	TCS 1/2-512/6QR	67, 155	TCS 4622/4632	73, 260	13a/8	90	40D/23/6	121
ES 52/17	51, 139	TCS 1/2-512/9QR	67, 155	TCS 4622/4650+10760+10766	73, 261	13a/10KLT	90	40D/23/7	120
ES 54/54KK	51, 142	TCS 1/2-512/6	67, 155	TCS 4650	73, 261	13a/20	90	40DL	111
ES 54KK/5	51, 144	TCS 1/2-512/9	67, 155	TCS 4660/4665 VDE	73, 380	14	92	40L	111
ES 54X/54TX	52, 145	TCS 10/10, 6x7-24x27 mm	59, 87	TCS 4665/4670 VDE	73, 380	14/6	92	40ma/25/8	121
ES 55/6/4	52, 159	TCS 10/10, 6x7-24x27 mm MF	59, 87	TCS 4675 VDE	380	14/9	92	40ma/25/8QR	121
ES 102/105/108/8	56, 305	TCS 10/10, 6x7-30x32 mm	59, 87	TCS 4724/4840+10767	74, 264	14/10KLT	92	40TX	112, 357
ES 102/108/109/4	55, 305	TCS 10/10, 6x7-30x32 mm MF	59, 87	TCS 4751/4752	76	14/11	92	40TX/44KTX/15/6	123
ES 456/16/6	51, 137	TCS 10/11, 6x7-34x36 mm	59, 87	TCS 4820/4830	74, 263	14/15	92	41K	113
ES 721/15/3/2	52, 359	TCS 10+13+24/30	59, 88	TCS 4856	74, 264	14/15N	92	44	113
ES 1054/2054	52, 143	TCS 10a/9	60, 88	TCS 6501/6551/6600 VDE	381	14/17	92	44a	113
ES 1054/2054TX/6	52, 146	TCS 12+13+14/29	61, 91	TCS 6501-6600/3 VDE	77, 381	16	93	44K	113
ES 2309/4	52, 171	TCS 13/17, 6-24 mm	60, 90	TCS 6501-6602/3	76, 293	16/5	93	44KTX	113
ES 2309K/3	52, 171	TCS 13/17, 6-24 mm MF	60, 90	TCS 6501-6602/4	76, 293	17	99	44KTXB	114
ES 4620/4622/4632/8	53	TCS 13/18, 6-24 mm	60, 90	TCS 6501-6602/4N	76, 293	17/5	99	44P	114
ES 4620/4628/4630/7	53	TCS 13/21, 6-34 mm	60, 90	TCS 6534-6545/6	76, 294	17/12	99	44PZ	114
ES 4620/4630/8	53	TCS 13/25, 5,5-34 mm	60, 91	TCS 6543-6546/4	77, 294	20	94	45	126
ES 4622-4734/9	53	TCS 13a/19	61, 91	TCS 6543-6564/3	77, 294	20/7N	94	45/1KN	164
ES 4622SK/4632SK/6	53	TCS 13a/23	61, 91	TCS 10356-12965/5	79, 309	20/8	94	45/11/4	133
ES 4650/9	53	TCS 14/5, 17-21 mm	61, 92	TCS 10750/10, 6x7-20x22 mm	63, 105	20/9	94	45/13/5	134
ES 4656/9	54	TCS 14/8, 8-16 mm	61, 92	TCS 10760-10771/26	75	20/10	94	45/14/5i	133
ES 4660/4665 VDE/6	54	TCS 14/18, 6-24 mm	61, 93	TCS 10765/10768/12507/19	75, 267	20/12	94	45/14/5iQR	134
ES 4820/4830/6	54	TCS 14/21, 6-36 mm	62, 93	TCS 10768/8	75, 265	20a	94	45/41/9	135
ES 4820/4830/8	54	TCS 17/12	62, 99	TCS 10768-2K/6	75, 265	20a/6	94	45/49/19/5	134
ES 4856/9	54	TCS 20/8, 6x7-19x22 mm	62, 95	TCS 10769+10771/17	75, 266	20a/10	94	45/49/32/5TX	135
ES 6501-6602/7A	55, 293	TCS 20/8, 6x7-19x22 mm MF	62, 95	TCS 11095-13110/8	79, 309	21	97	45a	126
ES 6501-6602/7B	55, 293	TCS 20/10, 6x7-30x32 mm	62, 95	TCS 12025-13110/11	79, 310	21/7	97	45a/12/5	136
ES 6543-6546/4	55	TCS 24/7, 8x1019x22 mm	62, 98	TCS 12160 VDE	377	21/10	97	45a/14/8QR	136
ES 10670-13110/11	56, 309	TCS 25/7	62, 100	TCS 12161 VDE	377	21TX	97	45a/22/8QR	136
ES 10750/10, 6x7-20x22 mm	50, 105	TCS 29/6, 8x918x19 mm	63, 102	TCS 12171/19/4 VDE	376	23	95	45a/33/13	136
ES 10768/6	55, 265	TCS 29/7, 8x9-20x22 mm	63, 102	TCS 12500/5	74, 258	23/8	95	45aP	128
ES 10769/7	54, 266	TCS 40/35/9	64, 125	TCS 12507-2K/5	74, 266	24	98, 357, 370	45aPSP	128
ES 10769B/7	55, 266	TCS 40/35/9QR	64, 125	TCS TX/57 MF N	71	24a	98	45aSP	128
ES 10956/10961/2	56, 304	TCS 40/41/44/8	64, 125	TCS WT 10/10, 6-32 mm	23	25	100	45CL	130
ES 10956/10970/2	56, 304	TCS 40/41/44/8QR	64, 125	TCS WT 10a/9	23	25/4	100	45ma/28/5	135
ES 12500N/7	54, 258	TCS 40/45/50/89/19	69	TCS WT 13/18, 6-24 mm	24	25/7	100	45ma/28/5QR	135
ES TX/32	50	TCS 40/456/52/78/19	69	TCS WT 13a/22	24	25aN	100	45TX	128
H 11030	324	TCS 49/1049/2049/45TX/49TX	65, 137	TCS WT 17/12	24	25a/4N	100	45TX/7	128
H 11050	322	TCS 50/51/52/32	68, 140	TCS WT 40/45/46/37/14	25	25a/7N	100	45TX/49TX/15/5	135
K157	302, 365	TCS 50/52/30/6 MF	68, 156	TCS WT 40/52/27/13	24	25aSP	101	46	127, 357, 358, 359
KH 91	17	TCS 50/52/30/6 MF QR	68, 156	TCS WT 40/4008/10/9	24	25B	101, 181	46a	127
MP300	233	TCS 50a/17	70, 140	TCS WT 102-109/16	26	25GK	358	46aSP	128
MP100-1500	232	TCS 50IMP/19/2	71, 170	TCS WT 240/10	24	26a	101	47	127
PZ1221-PZ1223	178	TCS 50IMP/51IMP/19	71, 170	TCS WT 4622-4650	25	27	97	47a	128
R 90	13	TCS 50TX/54TX/17	70, 141	TCS WT 4622-4650-1	25	29	101	47TX	128
R 95	14	TCS 51/11	68, 141	TCS WT 4650-4665	25	29/7	102	49	129
R 95/985	18	TCS 52/14/4	67, 156	TCS WT 4650-4665-1	25	29a	101	49a	129
R 98	17	TCS 52/14/4QR	67, 156	TCS WT 6501-6602/7	26	34c Lkw	359, 369	49TX	129
R 920	19	TCS 52/17	68, 140	TCS WT 6501-6602/7-1	26	35c Pkw	359	49TX/8	129
R 13217	22	TCS 52/18MF	68, 140	TORSIOTRONIC	193	39	359, 369	49X	129
RI 1500	302	TCS 54/54TX/18	70, 145	TR-SCH	22	40	110	50	139
RL 150	302	TCS 54/54X/16	70, 143	TWBE 65-100	222	40/7KN	164	50/3KN	164
RL 153	302	TCS 54/2309K/12506	70	V 12614	324	40/9/4	120	50/4KN	164
RL 1500	302	TCS 54IMP/2307TX/15	71, 170	VE 50150	18	40/9KN	164	50/5	164
SCH 60-80	19	TCS 55/11/6	71, 159	WB620	17	40/13/6	120	50/6KN	164
SCH 90	13	TCS 102-108/11	77, 306	WB620 FB	17	40/13/6QR	120	50/6KN VDE	164
SCH 95	18	TCS 102-108/10956/10961/18	78, 307	5	102	40/20/4QR SCI	122	50/12/3	150
SCH 95VA	15	TCS 102-108/10959/10961/16	77, 307	5 1/2	102	40/23/6	120	50/16/6	151
SCH 98VA	17	TCS 102-108/10959/10961/16	77, 307	8	103	40/23/6QR	121	50/16/6QR	151
SD10351N	337	TCS 102-108/10959/10961 MF	78, 306	10	86	40/23/7	120	50/22/6	151
SDH 95	18	TCS 102-108/10959/10961/13	78, 307	10/5	86	40/24/6	121	50/43/7	152
SDH 98	16	TCS 102-108/10959/12718/13	78, 307	10/8	86	40/24/6QR	121	50/54/25/6	152

No	Page	No	Page	No	Page	No	Page	No	Page
50/54/25/6QR	153	87	153	417/1	118	568	158	808/9	48
50a	139	87a	154	418B	115, 181	568IMP	173	811N	32
50a/17/6	154	88TX	122	418QR	115	569	159	841N	33
50aPLSP	142	89	135	421	131	569IMP	173	859	161
50aPSP	142	89TX	123, 136, 154	422	130	701/2	207	859IMP	174
50CL	146	90/6A	13	424	131	712R/6	220	860IMP	175
50D IMP	170	95/6	14	425	131	713R	220	865IMP	174
50IMP	170	95/7	14	425QR	131	714	216	866	161
50IMP/6/2	170	95/8	14	427	131	714R	217	866IMP	174
50ma/39/6N	152	95VA/6	15	427QR	132	720Nf/80	200, 368	867IMP	175
50ma/39/6QR	152	95VA/7	15	427W	132	721 Quick	199	868IMP	175
50TX	141, 363	95VA/8	15	428	132	721Nf	200	871IMP	174
50TX/7	141	96/3	18	428QR	132	721Nf/80	371	876	153
50TX/8	141	98VA/6	16	431	132	721QR Quick	199	876TX	154
50TX/16/5	153	98VA/7	16	432	133	721QR/20/3/1 Quick	199	882	160
51	140, 358, 354, 364, 370	98VA/8	16	432 VDE	379	725/4	223	884	160
51/8	141	100	304	432M	133	725B	223	886	160
51a	140	102	304	433/1	132	725L/5	223	888	160
51aP	142	102-5/6	306	434	132	725QR	223	900	310
51IMP	170	103	304	435	130	725QR VDE	378	900/6T	310
51S	141, 358, 360	104	305	435QR	130	725QR/20	226	901	310
52	139	104-5/6D	306	435QR N	130	730 Fix	205	901/5T	310
52/9/3	150	105	305	435QR N/6	131	730 Quick	198, 364, 368	904	311
52/12/3	150	105-8/6K	306	435SG-QR N	130	730/80	198	905/25	311
52/16/5	151	108	305	440	161, 230, 366, 367, 370, 371	730D	212	906	311
52/16/6	151	108/6D	306	440a	162, 230	730DR	213	910	13
52/16/6QR	151	108/6T	306	440S MJ	162, 230	730N	204, 363	912	18
52/22/6	152	109	305	442	133, 183	730NR	204, 205	913	19
52/54/25/6	153	110	304	443	133, 183	730R/2 Quick	371	913/4	14
52/54/25/6QR	153	112	305	445	130	730R/5 Quick	367	913/95	17
53	141	112/1	305	446/08	28	730R/5 VDE	378	913/98	17
54	142, 361, 362	130a	91	447	163, 232	730R/12 Quick	367	920	19
54/8/4	150	130aSP	91	447a	163, 232	730R/20 Quick	367	920 C	19
54/10	142	150	302	447aSP	163, 232	730R/40/32 Quick	200, 371	920 C-SCH	19
54/12	142, 371	153	302	452QR	130	731/10	224	922N	19
54a	142	155	302	453QR	131	731/40	226	1015	362
54CV	144, 356, 361	157	302, 365	456	126	731/80	229	1023	354
54CV/9	144, 356, 361	180a	96	456/11/4	133	731/100	228	1049	129, 361
54IC	143	220	96	456/13/5	134	731a/10	224	1054	143, 354, 356, 362, 364, 370
54IMP	171	220a	96	456/14/5i	133	731a/40	226	1054KK	144, 363
54IMP/9	171	220aSP	96	456/49/19/5	134	732/10	224, 356, 368	1054TX	145, 146
54KK	143	230a	96	460a	126	732/40	227	1054TX/4T	146
54TX	145, 354, 363	240	99	501	148	732/80	229	1054x	145
54TX/9	145	240/4	99	501QR	148	732/100	228	1058	362
54TX/10	145	240/5	99	502 1/2	235	732a/10	224	1062	354
54TX/59TX/12/1	145	240/6	99	504	148	732a/40	227	1068	369
54TXB	146	400	116	506	149	732a/80	229	1100 TCS	349
54TXB/9	146	400 Drall	116	506QR	149	732aG/10	225	1120 TCS	350
54TXB/10	146	400QR	116	509	149	732G/10	225	1120/1 TCS	352
54X	144	401	116	509IMP	172	732TX/10	224	1120/2 TCS	352
55	157, 357, 370	402	112	509QR	149	732TX/40	227	1120/3 TCS	353
55/6	164	402a	112	509W	149	733/10	225, 361	1160	178
55/7	164	402a/5	112	510	149	733a/10	225	1161	178
55/9/6N	159	402aK	112	510IMP	172	734	223, 226, 364	1162	178
55/10/6	159	402aSP	113	510QR	149	734/80	229	1163	178
55a	157	403	117, 355	512	147	734/100	228	1164	178
55a/10/5	159	404	117	512G	147	734F	223	1165	178
55a/16/6	159	404QR	117	512QR N	147	734K	251	1166	178
55IMP	172	405	117	512QR N/7	148	734L/5	224	1166/1	178
56	157	405QR	117	512SG-QR N	147	735	223, 226, 363, 367-369	1167	178
56IMP	172	405W	117	513	150, 354, 357	735/65	228	1168	178
59	157	406	117	513IMP	172	735/80	229	1169	178
59TX	158	407	117	514	150	735/100	228	1200/1	182
59X	157	407QR	117	514IMP	172	736	183, 225	1202	180
60	160	409	118	514M	150	736/40	227, 366	1203	180
60/1	164	409M	118, 250	515	147	737/10	225	1204/8	179
60/2	164	409M/432M/514M/3	118, 133, 150	517QR	147	737/40	227	1204/21-1	180
60/6/6/882	161	410	118	522	147	737/100	228	1204/21-2	180
60/8/6/882	161	411	114	532	147	755	195	1220	178
60IMP	173	412	118, 183	532G	147	755R/1	195	1221	178
64	160	412-1	118, 183	540	162, 231, 354, 357, 371	759IMP	174	1222	178
66IMP	173	413QR	117	540a	163, 231	760	192	1223	178
70IMP	174	414H	119	540a HD	163, 231	768IMP	175	1225	132, 162, 231, 365
70V	235	415	114	543	150, 183	771IMP	174	1231	178
70VK	251	415B	115, 181	552	158	775	192	1232	178
71/80	194	415QR	114	554	158	801N	30	1233	178
71aR/80	194	415QR N	114	556	158	802N	30	1234	178
73Nm/15	195	415QR N/7	116	558	158	803N	31	1242	184
80IMP	175	415QRL N	115	559	158	804N	31	1244	184
82/013	28	415SGB N	115, 181	560IMP	173	805/4 WT TCS	22	1246	184
83/09	27	415SGH N	119	561	158	806/6 WT TCS	23	1248	184
83/010	27	415SG-QR N	115	561IMP	173	806/9 TCS	58, 340	1250	184
86TX	123, 154	416QR	115	563	158	806/10	47, 339	1260	184

Index of numbers

No	Page	No	Page	No	Page	No	Page	No	Page
1261	184	1504	331	4007	181	5100	127, 140, 358	6606	295
1262	184	1505	331	4008	119, 182	5120+7210/15	148, 235	6607	296
1270	184	1506	331	4008/27/1R	119, 182	5120G	148	6612	287
1271	184	1511	331	4014	93	5120QR	148, 234	6613	296
1272	184	1512	331	4025	104	5120QR N	148	6614	296
1280	184	1513	331	4026	105	5120QR N80	148	6615	297
1281	184	1514	331	4030	185	5513	118, 132, 149	6617	287
1282	184	1515	331	4035	185	5520	158	6618	287
1283	184	1516	331	4036	185	5591IMP	173	6619	297
1284	184	1523	331	4040	185	5592IMP	173	6620	297
1290	184	1551	331	4041	185	6091IMP	174	6621	297
1291	184	1552	331	4042	185	6092IMP	174	6622	289
1292	184	1553	331	4043	185	6501	273	6622 VDE	384
1293	184	1554	331	4044	185	6501 VDE	381	6623	289
1294	184	1555	331	4050	185	6507	273	6623 VDE	384
1295	184	1556	331	4051	185	6507 VDE	381	6624	289
1296	184	1556-1	332	4052	185	6508	273	6630	290
1299	179, 222	1557	332	4055	185	6508 VDE	381	6630 VDE	384
1300	179	1558	332	4056	185	6509	273	6634	290
1301	179	1559	332	4057	185	6510	274	6637	290
1302	179	1560	333	4058	185	6511	274	6638	290
1303	179	1562	332	4060	185	6512	274	6639	290
1304	179	1570/2	333	4110	116	6513	274	6640	291
1350	178	1574	332	4150	116	6515	281	6641	291
1356	178	1575	332	4150B	116	6516	274	6660	291
1357	178	1576	332	4150QR	116, 234	6517	294	6661	291
1358	178	1577	332	4150QR N	116	6518	275	6662	292
1359	178	1577-1	332	4151	116	6519	275	6670	288
1360	178	1578K-1	332	4152	119	6523	275	6671	288
1410	178	1578K-2	332	4204	104	6523 VDE	382	6672	288
1411	178	1584	332	4205	103	6524	275	6673	288
1412	178	1585	332	4205a	103	6524 VDE	382	6674	288
1413	178	1587	333	4350	131	6526	294	6676	289
1414	178	1589K	333	4350QR	131, 234	6529	276	6677	289
1415	178	1591	333	4350QR N	131	6529 VDE	382	6702	292
1416	178	1700 MAN/Volvo	333	4600	127, 358	6530	276	6703	292
1417	178, 357	1820	226	4606	127, 358	6530 VDE	382	6704	292
1418	178, 363	1821	228	4620	256	6531	276	6705	292
1419	178	1822	229	4621	256	6532	276	6706	292
1420	178	2049	129	4622	256	6533	277	6923	384
1421	178, 369	2054	143	4622SK	256	6533 VDE	383	6923	289
1427	178	2054TX	145	4628	256	6534	277	6954	281
1430	178	2054x	145	4630	256	6535	277	6962	283
1431	178	2307TX	171	4631	257	6536	277	6966	291
1432	178	2308TX	171	4632	257	6537	277	6976	285
1433	178	2309	171, 360	4632SK	257	6538	278	7091	175
1434	178	2309K	171, 360	4636	257	6540	295	7092	175
1435	178, 366	2500 TCS	341	4640	257	6543	278	7160	217
1436 IP	179	2501N TCS	342	4650	257	6544	278	7161	222
1437 IP	179	2502 TCS	344	4650L	257	6545	279	7195-2	217
1438 IP	179	2509	172, 369	4656	258	6546	279	7210	235
1439 IP	179	2609	173, 369	4660 VDE	379	6547	279, 363	7250/4	234
1440	178	2801	184	4665 VDE	379	6549	281	7250B	234
1440 IP	179	3000	354	4670 VDE	380	6551	280	7250L/5	234
1440 TPI	179	3004	356	4675 VDE	380	6551 VDE	383	7250QR	234
1441	178	3022 TCS	347	4691/7	259	6554	280	7301	222
1441 IP	179	3026 TCS	345	4692/8	259	6556	281	7302	222
1441 TN	184	3027	32	4693/9	259	6557	281	7303	222
1441 TPI	179	3045	362	4694/9	259	6558	282	7304	222
1442	178	3046	362	4695 VDE	380	6559	282	7311	250
1442 IP	179	3047	358	4696/6	259	6561	282	7312	250
1442 TN	184	3049	129, 364	4697/8	259	6562	282	7313	250
1442 TPI	179	3049X	129	4699/9	259	6562/1	283	7314	250
1443	178	3054	143	4724	256	6562/2	283	7350/5	131, 234
1443 IP	179	3054X	144	4734	258	6563	283	7350/10	234
1443 TN	184	3054X/54X/8	144	4744	258	6564	283	7350/20	148, 234
1443 TPI	179	3054X-M10	356, 357	4751	264	6565	284	7350/40	234
1444	178	3054X-M12	356, 370	4752	264	6566	284	7350/40HD-65	234
1444 IP	179	3115	182	4753	264	6567	284	7370/10	225
1444 TPI	179	3115/1	183	4797	264	6568	284	7370/40	227
1445	178	3116/1	183	4798	264	6571	284	7370/80	229
1445 IP	179	3116/1QR	183	4798 VDE	380	6572	280	7370/100	229
1445 TN	184	3216/1	183	4820	263	6573	280	7370/102	226
1445 TPI	179	3216/1QR	183	4830	263	6575	285	7370/40-1	227
1446	178	3316/1	183	4840	263	6576N	285	7370/40-2	228
1446 IP	179	3316/1QR	183	4856	263	6600	286	7380N	222
1446 TN	184	3466	127, 358	4891	263	6600 VDE	383	7385N	222
1446 TPI	179	3505	149, 354	4892	263	6601	287	7396	222
1445	366	3678	370	4899	263	6602	286	7706PC	241
1474/2	338	3825/1	182	5040	149	6602 VDE	383	7707 W	238
1501	331	4000	180	5040N	148	6603	295	7721	239
1502	331	4004	104	5091	172	6604	296	7722	239
1503	331	4006/1	180	5092	172	6605	295	7723	239

No	Page	No	Page	No	Page	No	Page
7724	239	10750 1/2	105	11060	323, 357, 364, 367	12752	336
7728	248	10757	308	11061	324, 357, 364, 368	12753	336
7732-2	217	10758	308	11062	324	12763	366
7750	250	10759	119	11063	355	12770	337
7750-1	243	10759a	119	11063/1	355	12770/2	337
7751	213, 221, 249	10760aCV	267	11068	355, 370	12770/3	337
7751-1	249	10760aCV/10T	268	11069	355	12771	366
7751-2	249	10760aCV/13	268	11085	353	12800	308
7752	249	10760CV	267, 368	11095	355	12900/1N	311
7756	359	10760CV/9	268	11097	355	12900/3	312, 360
7757-1	213, 221	10765	268, 362	12000	310	12900/4	312, 360
7759-4	249	10765/9	268	12005	362	12900N	311
7759-5	213, 221	10766	268	12007	362	12905	359
7759-6	249	10766/6	268	12025	308	12910	313
7760	250	10766/9	268	12030	308	12915	312
7761	250	10767	269	12035	308	12920N	313
7761/3	217, 250	10767/9	269	12036	308	12920NR-1	313
7762	217	10767a	269	12050	309	12920NR-2	313
7762-1	217	10767a/8	269	12050R	309	12921M	313
7767	250	10767a/13	269	12053	309	12921N	314
7788	250	10767H	269	12053R	309	12921NR	314
7789	251	10767H/9	269	12108	355	12922E	314
7789-1	150	10768	265	12150	323	12932	312
7789-2	251	10768-2K	265	12152	323	12935	312
7789-3	251	10769	265	12160 VDE	377	12965N	314
7789-4	251	10769B	266	12160/6 VDE	377	12965R	314
7789-5	251	10771	268	12161 VDE	377	12965-1	314
7790	243	10771/8	268	12161/6 VDE	377	12965-2	314
7791	242	10775	334	12165 VDE	378	12965-2R	314
7791-1	242	10776	334	12167 VDE	378	12965-3	314
7791-2	243	10780	334	12171 VDE	378	12965-3R	315
7792	243	10785	334	12171/19/4 VDE	376	12967	315
7792-1	243	10790	334	12174 VDE	379	12967R	315
7794-1	245, 247	10795	334	12175 VDE	379	12975	366
7794-2	245, 246	10800	334	12177 VDE	379	13000	315
7794-3	247	10805	334	12179 VDE	379	13001	315
8002	28	10806	334	12187 VDE	385	13002	315
8031	28	10811	334	12188 VDE	385	13003	315
8032	28	10812	334	12189 VDE	385	13000/4	315
8034	28	10835	335	12190 VDE	385	13006	184
8035	28	10841	335	12191 VDE	385	13008	179
8036	29	10842	335	12192 VDE	385	13009	315
8038	29	10845	335	12193 VDE	385	13010	179
8041	29	10855	335	12194 VDE	385	13100	308
8050	29	10861	335	12195 VDE	385	13110	312
8091/1IMP	175	10865	335	12196 VDE	385	13115	313
8092/1IMP	175	10880	335	12250	312	13120N	314
8820	160	10885	335	12251	312	13120R	314
10350N	337	10890	335	12320	312	13126-1	315
10351/1	337	10895	335	12321	312	13126-2	316
10351/2	338	10905	335	12322	313	13126-3	316
10351/3	338	10906	336	12371	360	13128	316
10351N	338	10907	336	12373	360	13130	316
10352	337	10908	336	12374	313	13131	316
10352/1	337	10915	336	12375	358	13148	316
10354	338	10916	336	12377	313	13200a	33
10355	338	10921	336	12378	313	13205a	34
10356	338	10922	336	12481	313	13207a	34
10356R	338	10923	336	12495	357	13208a	35
10503	353	10940	303	12500N	258	13209	29
10506	353	10955	303	12503	181	13209 VDE	385
10507N KK	258, 353	10955R	303	12504	180, 354	13209/1	29
10518	353	10956	303	12506	258, 366, 368	13209/2	29
10546	267	10956R	303	12507-2K	266	13210	35
10551	267	10958	303	12600	313	13211a	36
10554	315	10959	303	12613	324	13213a	36
10599/2	360	10959R	303	12614	324	13214	37
10613	360	10961	304	12615	311	13214a	40
10613/1	360	10962	304	12616	325	13214aWT/LR	41
10614	365	10970	304	12623	325	13214aWW	42
10615/1	365	11005	336	12623-1	325	13214WT/LR	38
10623/1	365	11006	336	12623-3	325	13214WW	39
10623/2	365	11007	336	12623-4	325	13215	26
10625	365	11030	324	12665	311	13216/2	27
10625/2	365	11040	323	12705	355	13216/3	27
10626	358	11041	325	12717	364	13216/4	27
10669	308	11042	323	12718	338, 366	13217	21
10670	308	11050	322	12727	336	13217 TA	22
10672	308	11051	322	12728	336	13219	26
10676	308	11053	322	12729	336	13220	132
10750	105	11054	322	12730	336	13221WT/TS	43
10750/7	105	11055	323	12749	338	13224aWT/TS	44
10750/11	105	11056	322	12749R	338	13300 VDE	376

Alphabetical Index

A

Accessories **114-119, 130-133, 147-150, 158-159, 160-161**

Accessories for calibration systems **249-251**

Adaptors **118, 132, 133, 149, 150, 158, 159, 163, 172-175, 225-232, 250, 354, 357, 379**

Air filter claw **369**

Arm for pullers **322**

Automotive voltage tester **359**

B

Backpack trolley **26**

Balance weight pliers **360**

Ball ended hexagon driver **258, 353**

Ball joint separators **325**

Battery terminal pullers **323**

Bit boxes **180**

Bit holder insert tools **183, 225, 227**

Bit holders **118, 133, 150, 180-183, 225, 227, 354, 366**

Bit ratchets **115, 181**

Bits **178-180, 184, 185, 357, 363, 366, 369**

Blank end insert tools **225, 227, 228**

Body files **335, 336**

Body spoons **335**

Box spanners **105**

Boxes, empty **164**

Bradawls **308**

Brake caliper brush **360**

Brake caliper file **360**

Brake spring pliers **360**

Brass punch **357**

Brass wire brush **313**

C

Cable holder **17**

Cable shears **290, 384**

Calibrating square drive insert tools **250, 251**

Calibrating square drive units **250, 251**

Calibrating systems **241-247**

Car circuit tester **359**

Centre punches **305, 306**

Chain pipe cutter **302, 365**

Charger **217**

Chisels **304-306**

Circlip pliers **278, 279**

Claw lifter **314**

Clip strips **110, 111, 114, 130, 146**

Club hammers **304**

Cold chisels **304**

Combination pliers **273, 381**

Combination ratcheting spanners OPEN-RATCH **99**

Combination spanners **89-93, 97**

Compartment shelf **17**

Connector pliers **285**

CONVERTA-modular system **19**

Counter stays for puller **324, 357, 364, 368**

Cover **14, 19**

Crimping pliers **290, 291**

Cross-cut chisels **304**

Cross-head screwdrivers **256-258, 263, 264, 379, 380**

CROW-FOOT spanners **162, 163, 231, 354, 357, 371**

CROW-RING spanners **161, 162, 230, 366, 367, 370, 371**

Cutting wheels **302**

Cutting wire **337**

D

Docking station **217**

Dollies **335**

Double ended flexi-joint spanners FLEXI **101, 102**

Double ended ring spanners **94-98**

Double open ended spanners **86-88**

DRALL screwdrivers **379, 380, 256-264**

Draw handle **337**

Drawer separator **18**

Drawers **13, 15, 17-19, 22**

Drift pins **305, 306**

Drive handles **116**

Drive tools and accessories **114-119, 130-133, 147-150, 158-159, 160-161**

E

Ear clamp pincers **365**

Electricians cable knife **312**

Electricians screwdrivers **256, 379, 380**

Electronics flat nose pliers **294**

Electronics oblique cutter **296**

Electronics round nose pliers **294**

Electronics screwdrivers **264**

Electronics side cutters **295, 296**

Electronics snipe nose pliers **295**

Electronics top cutters **297**

Embossing hammers **303, 334**

Empty tray for small components **18**

Engineers hammers **304**

EXPRESS pipe cutters **302**

Extending adaptors **118, 133, 149, 150, 159, 161, 172-175, 250, 379**

Extensions **117, 119, 131, 132, 149, 158, 161, 172-175, 324, 378, 379**

Extensions, flexible **132**

Extractor pliers **366**

F

FastRatch ratchet wrenches **99**

Feeler gauges **355**

File brush **313**

Files **308, 310, 335, 336**

Fine scraper **308**

Finger protector **305**

Flat (gasket) scraper **338, 366**

Flat engineers scraper **308**

Flat nose pliers **273, 274, 294, 381**

Flexible drive handle **116**

Flexible handles **117, 131, 148**

Flexible heads **158, 160**

Flexible ratchets **115, 130, 147**

Force feed oil can **312**

Four-sided bradawl **308**

Friction gauge **195**

Fuel hose clamp **366**

G

Gauges **355**

GRIPMAT **13**

Gripping pliers **282-284**

Grooving chisels **304, 305**

Guide handle **338**

H

Hacksaw and blades **309**

Hammers **303, 304, 334**

Heavy-duty ring spanner **102**

Heavy-duty side cutters **286, 383**

Heavy-duty top cutters **287**

Heavy-duty steel fixer pincer **292**

Hexagon key wrenches **258, 265, 268, 269**

Hexagon nut spinners **258**

Hexagon nut spinners with T-handle **258, 266, 366, 368**

Hi-Lok-Tools **119**

Hook spanner, adjustable **313**

Hooks **28**

Hooks and picks **315**

Hose clip pliers **365**

Hose clip pliers CLIC **365**

I

IMPACT driver/set **185**

IMPACT sockets and accessories **170-175, 360, 369**

INHEX sockets **113, 129, 142-144, 157, 160, 354, 356, 361-364, 370, 371**

INHEX sockets for Ribe-CV* **144, 356, 361**

Insert tools for MANOSKOP* torque wrenches **223-231**

Insert tools for TORSIOMETER/TORSIOMAX **184**

Interface adapter **217, 250**

Internal pullers **323, 357, 364, 367**

J

Jack cable **213, 221, 249**

Jet reamers **353**

K

KABELEX* **331-333**

Knives **312, 314, 315, 385**

L

LED headlamp **316**

LED torches **315, 316**

LED-lighting for torque wrenches **222**

Lever action top cutters **287**

Lever bar **335, 337**

Li-ion battery **217**

Locking adaptor **118, 132**

M

Magazine case **19**

Magazine drawer **19**

Magnetic lifter **313**

Mains adaptor **250**

MANOSKOP* torque wrenches **194-217**

Manutork* **242, 243**

Mechanics flat nose pliers **273, 274, 381**

Mechanics gripping pliers **275**

Mechanics oblique cutter **287**

Mechanics round nose pliers **275, 382**

Mechanics snipe nose pliers **276-278, 382, 383**

METAL pipe cutter **302**

Mini-electronic side cutter **296**

Mini-waterpump pliers **281**

Miniature magnetic lifter **313**

Motor mechanics stethoscope **355**

Multiplex beechwood worktops **17**

MULTIPOWER **232, 233**

N

Needle files **308**

Non-slip mat GRIPMAT **13**

Nut splitter **311**

Nylon hammers **303**

O

Oblique Cutters **287, 296, 297**

Offset screwdrivers **119, 267-269, 362, 368**

Offset screwdrivers for Hi-Lok-ratchet **119**

Oil cans **312**

Oil filter claw **362**

Oil filter wrenches **362**

Open ended insert tools **224, 226, 228**

Open ended spanners **86-88, 104, 105**

Open ring insert tools **225**

Open ring spanners **98**

P

Padlock **312**
 Panel beating tools **334-336**
 Penlight **316**
 perfectControl® calibrating unit **245-248**
 Perforated panel **28**
 Phillips® Bits **178, 184, 185**
 Phillips® screwdrivers **256-258, 263, 264, 267, 379**
 Pin punches **305, 306**
 Pin wrench **364**
 Pinçers **291**
 Pipe cutters **302**
 Pipe wrenches **281, 282**
 Piston ring pliers **355**
 Plastic hammers **303, 304**
 Plastic lever bar **337**
 Plastic side cutters **288**
 Pliers **273-297, 381-384**
 PowerGRIP pliers wrench **280**
 Pozidriv/Supadriv® bits **178, 184**
 Pozidriv/Supadriv® screwdrivers **257, 263**
 Pry bar **336**
 Pull hook **366**
 Pullers **322-325**

Q

QuickRelease drive handle **116**
 QuickRelease extensions **117, 132, 149**
 QuickRelease ratchet insert tools **223, 226, 378**
 QuickRelease ratchets **114, 115, 130**
 QuickRelease safety lock **222**
 QuickRelease sliding T-handles **117, 131, 149**
 QuickRelease speeder braces **117, 131, 148**
 QuickRelease universal joints **117, 132, 149**

R

Ratchet adaptors **130, 147, 158, 229**
 Ratchet ring spanners **100, 101, 358**
 Ratchet tap holders **312**
 Ratchet wrenches **99, 101, 181**
 Ratcheting bit holder **101, 119, 181, 182**
 Ratchets **114, 115, 119, 130, 147, 158, 160, 181**
 Reducing adaptors **132, 133, 150, 158, 161, 172-175, 354, 357**
 Relay pliers **274**
 Ring insert tools for torque wrenches **224, 225, 227, 228**
 Ring spanners **94-98, 100-103, 354, 358, 377**
 Round nose pliers **275, 294, 382**
 Rubber composition hammers **303**
 Rubbish bin **17, 18**

S

Safety knife **314**
 Scrapers **308, 313, 338**
 Screw extractor set **311**
 Screw extractors **310**
 Screw pitch gauge **311**
 Screwdriver sockets **113, 114, 129, 144-146, 158, 184, 185, 354**
 Screwdriver sockets for tri-square socket head screws (XZN®) **129, 144, 145, 157**
 Screwdrivers **256-269, 353, 354**
 Screwdrivers for slotted screws **256, 263, 264**
 Scriber **312, 313**
 Self-retracting cutter **314**
 SENSOMASTER Software **213, 217, 221**
 SENSOTORK® **206, 207, 220, 221, 238**
 Separating fixtures **324**
 Series MANOSKOP® **195**
 Service MANOSKOP® **198, 204, 205, 363, 364, 367, 368, 371**
 Service/Series MANOSKOP® **212, 213**

Set of reversible screwdrivers **264**
 Sets of wheels **13, 14, 17-19, 22**
 Shell tools for MANOSKOP® torque wrenches **229**
 Side cutters **286-289, 295, 296, 383**
 Single-end spanners **104, 377**
 Single-end spanners, adjustable **104, 105**
 Slide hammers **324**
 Sliding T-handles **117, 131, 149**
 Small bore pipe cutter **302**
 SmartCheck **237**
 Snap-off blade cutter **314**
 Snipe nose pliers **276-278, 295, 382, 383**
 Socket sets **119-124, 133-136, 150-154, 159, 161**
 Sockets **110-113, 126-128, 139-142, 157, 160, 354**
 Software SENSOMASTER **213, 217, 221**
 Spanners **86-105**
 Spare parts for MULTIPOWER **233**
 Spare parts for pipe cutters **302**
 Spare parts for ratchets **116, 119, 131, 148, 158, 160, 234, 235**
 Spark plug brush **358**
 Spark plug connector pliers **358**
 Spark plug sockets **127, 358**
 Special circlip pliers **279**
 Special tools for brakes and wheels **359-361**
 Special tools for car electrics **358, 359**
 Special tools for carburetors **256, 353, 354**
 Special tools for cars and trucks **331-371**
 Special tools for chassies and steering **357**
 Special tools for engine and gear transmission **363, 364**
 Special tools for fitting/removing vehicle glass **337, 338**
 Special tools for heater plugs **358**
 Special tools for ignition **127, 358**
 Special tools for ignition and electrics **358, 359**
 Special tools for lubrication service **362, 363**
 Special tools for valves and pistons **355, 356**
 Special tools for vehicle doors **337**
 Speeder braces **117, 131, 148**
 Spiral cable **249**
 Spline drive sockets **112, 113, 128, 142**
 Spline drive combination spanners **91**
 Spline drive ratchet ring spanners **101**
 Split-pin puller **315**
 Spot weld drills **336**
 Spot weld milling cutter **336**
 Spray-can and paper-roll holder **16, 18**
 Square drive adaptor **250, 251**
 Square drive insert tools for torque wrenches **223, 226, 251**
 Standard-MANOSKOP® torque wrenches **199, 200, 368, 371**
 Steel fixers pincers **291, 292**
 Steel rule **312**
 Strap wrenches **362**
 Striking face open ended spanners **104**
 Striking face ring spanners **103**
 Stud remover **311**
 Suction lifter **337**

T

Tape measure **312**
 Telescopic mirror **313, 314**
 Tension strap with ratchet **338**
 Textile bags for larger torque wrenches **222**
 Thread restorers **310**
 Three square bearing scraper **308**
 Three square engineers bearing scraper **308**
 Three square engineers scrapers **308**
 Tin snips **336**
 Tommy bars **105**
 Tool bag **26**
 Tool box trolley **27**
 Tool boxes **27, 28**
 Tool cases **29**
 Tool holders **226, 228, 229, 312**
 Tool magazines **19**
 Tool sets **22, 23, 30-45**

Tool sets in plastic inlays **47-56**
 Tool sets in TCS inlays **58-79**
 Tool trolleys **13-16, 21**
 Tools for heater plugs **358, 359**
 Tools for pistons **355, 370**
 Top cutters **287, 297**
 Torches **315, 316**
 TORQ-Set® bits **179**
 TORQ-Set® screwdrivers **257**
 Torque angle gauges **222**
 Torque multipliers MULTIPOWER **232**
 Torque screwdrivers **192, 193**
 Torque test equipment **237-247**
 Torque testers **237, 238**
 Torque wrenches **194-378**
 TORSIOMAX torque screwdriver **192**
 TORSIOMETER torque screwdriver **192**
 TORSIOTRONIC **193**
 TORX PLUS®-bits **179**
 TORX®-bits **178, 184**
 TORX®-insert tools **224, 227**
 TORX®-screwdrivers **257-259, 263, 265, 266, 380**
 TORX®-socket sets **123, 135, 153, 154**
 TORX®-sockets **112, 113, 128, 129, 141, 145, 146, 158**
 Transducer **239, 248**
 Trays, empty **164**
 TRI-WING®-bits **179**
 Tubular handles **102**
 Tweezers **316**
 Tyre levers **359, 369**
 Tyre tread Vernier calliper **312, 360**

U

UNIFLEX-sockets **112, 113, 127, 128, 141, 358**
 Universal joints **117, 132, 149, 158**
 USB adaptor **213, 221, 249**

V

Valve adjustment tools **355, 356**
 Valve seating-ring pliers **355**
 VDE tools **376-385**
 VERITRAC windscreen removal set **337, 338**
 Vernier calliper **311, 312, 360**
 Voltage tester **315**

W

Warding files **308**
 Waterpump pliers **280, 281, 383**
 Wheel braces **359, 369**
 Wheel fitting set **199**
 Wheel hub puller **324**
 Wheely box **19**
 Windscreen removal set, VERITRAC **337**
 Wire brushes **313**
 Wire cutter **316**
 Wire insert awl **338**
 Wire insert probe **338**
 Wire stripping knife **315**
 Wire stripping pliers **289, 384**
 Wire twisting pliers **285**
 Work benches **17, 18**
 Work benches, mobile **17, 18**
 Workshop sets **22-26, 30-79, 339-353**














































Assignment of spanner sizes to screws

Spanner opening SW		Metric sizes										American sizes															
		Thread diameters										Thread diameters - American standard ANSI															
		DIN ISO 272		ISO R 272 1968		German standard DIN			French standard	Swedish standard		Nuts				Bolts and screws											
Minimum dimension (mm)	Maximum dimension (mm)	Standard hexagon	Large hexagon	Screw with flange	Nut with flange	Normal hexagon	Small hexagon	Normal hexagon ^{a)}	Large hexagon ^{b)}	Small hexagon ^{c)}	Screw with flange ^{d)}	Nut with flange ^{e)}	NFE 27-111-1930 ^{f)}	Metric (large ^{g)} SMS 1412	Metric (small ^{h)} SMS 1414	Whitworth (large ⁱ⁾ SMS 1413	Whitworth (small ^{j)} SMS 1415	Nominal size of wrench	a Normal (No)	b Square (No)	c Heavy (No)	d Machine Screw Nuts (No)	e Normal (No)	f Heavy (No)	g Machine Screws (No)	h Square Head Set Screws (No)	
3.22	3.28	3.2	1.6		1.6	1.6												1/8								1-2-3	
3.23	3.35	3.5																									
3.52	3.60	4	2		2	2							2.5			2.3		5/32			0-1						
4.01	4.14	4.5														2.6											
4.02	4.12	5	2.5		2.5	2.5							3			3		3/16			2-3				3-4-5	10	
4.52	4.62	5.5	3		3	3												13/64									
4.83	4.95	6						3.5					3.5	3	3.5			7/32									
5.02	5.12	6																15/64									
5.21	5.33	7	4	5	4	4							4-4.5	3.5	4			1/4			4			6-8	1/4		
5.52	5.62	7																17/64									
5.59	5.72	8	5	6	5	5	5	6	5	5	5	5	4	5				9/32				10*					
6.00	6.13	8																19/64									
6.03	6.15	8	5	6	5	5	5	6	5	5	5	5	4	5				5/16			5-6			10-12	5/16		
6.40	6.53	9				(5)7)							5.5	5				21/64									
6.40	6.53	9																11/32			8						
6.82	6.97	10	6	8	6	6	6	8	6	6	6	6		6				3/8			10	1/4*		1/4	3/8		
7.03	7.15	10																13/32									
7.19	7.32	11	7		7	7								6	7	1/4		7/16	1/4	1/4	12-1/4	1/4				7/16	
7.62	7.77	12				8							7		8			15/32									
8.03	8.18	12																1/2	5/16	1/4	5/16	5/16	5/16	5/16	1/2	1/2	
8.03	8.15	13	8	10	8	8	8	10	8	8					1/4	5/16		17/32									
8.41	8.56	14				10	(8)7)						8	8				9/16	3/8	5/16	5/16	5/16	3/8	3/8	9/16		
8.81	8.97	15		12	10					10	10			10	5/16	3/8		19/32									
9.03	9.15	15																5/8			3/8	3/8	7/16			5/8	
9.60	9.75	16	10	SP-M10 M14		10	12	12	9									21/32									
10.04	10.19	17				10	12	(10)	(12)	10	10							11/16	7/16	3/8							
10.39	10.55	18	12	SP-M12	14	12		12	16	14	12			12	3/8	7/16		3/4	1/2	7/16	7/16	1/2			3/4		
11.04	11.19	19				12	14	(12)	(16)	11								25/32									
11.18	11.33	20																13/16	1/2		9/16						
11.99	12.14	20.8		SP-M14 M18														1			5/8					1	
12.04	12.24	21	14	12	16	14		14	12	16	14	12		14	7/16	1/2		1 1/16			5/8		5/8				
12.80	12.95	22				14	16	(14)	12					12	14			7/8	9/16	1/2	1/2	1/2			7/8		
13.04	13.24	23								14						1/2		15/16	5/8	9/16	5/8						
13.60	13.77	24	16	14	16	18	16	20	16		16			16	5/8			31/32									
14.05	14.27	25																1									
14.38	14.55	26		SP-M18						16				16	18			1			5/8						
15.05	15.27	27	18	16	20	18	20	18	16	20				16	18			1 1/16			5/8		5/8				
15.18	15.36	28																1 1/8	3/4	3/4	3/4	3/4				1 1/8	
15.98	16.15	29								18								1 3/16									
16.05	16.27	30	20	18	20	20	22	20	24	20				20				1 1/4			3/4		3/4			1 1/4	
16.77	16.95	31																1 3/8									
17.05	17.30	32				22	24	(22)	20				20	18	20			1 1/4			3/4	7/8					
17.58	17.75	33																1 5/16	7/8	7/8	7/8	7/8					
18.05	18.30	34	22	20											24			1 5/16									
19.06	19.36	35																1 3/8								1 3/8	
19.18	19.38	36	24	22		24	27	24	22	30				22	24			1 3/8									
19.97	20.17																										
20.06	20.36																										
20.78	20.98																										
20.86	21.16																										

Spanner opening SW		Metric sizes										American sizes														
		Thread diameters										Thread diameters - American standard ANSI														
		DIN ISO 272		ISO R 272 1968		German standard DIN			French standard	Swedish standard		Nuts				Bolts and screws										
Minimum dimension (mm)	Maximum dimension (mm)	Nominal size of wrench, mm										Nominal size of wrench														
		Standard hexagon	Large hexagon	Screw with flange	Nut with flange	Normal hexagon	Small hexagon	Normal hexagon ^{a)}	Large hexagon ^{a)}	Small hexagon ^{a)}	Screw with flange ^{a)}	Nut with flange ^{a)}	NFE 27-111-1930 ^{b)}	Metric, large ^{c)} SMS 1412	Metric, small ^{c)} SMS 1414	Whitworth, large ^{d)} SMS 1413	Whitworth, small ^{d)} SMS 1415	a Normal (No)	b Square (No)	c Heavy (No)	d Machine Screw Nuts (No)	e Normal (No)	f Heavy (No)	g Machine Screws (No)	h Square Head Set Screws (No)	
36.73	37.01																1 7/16									
37.10	37.60	37																								
38.10	38.60	38											24													
38.30	38.61																	1 1/2	1"							1 1/2
39.89	40.20																	1 9/16								
41.10	41.60	41	27	24			27	30	27	24				27												
41.50	41.81																									
42.10	42.60	42											27													
42.67	42.93																									
43.08	43.38																									
44.70	45.03																									
46.10	46.60	46	30	27			30	33	30	27	36		30	30												
46.28	46.61																									
47.10	47.60	47																								
47.88	48.21																									
50.10	50.60	50	33	30			33	36	33	30			33	33												
51.08	51.44																									
52.10	52.60	52																								
52.68	53.04																									
54.12	54.72	54																								
54.25	54.61																									
55.12	55.72	55	36	33			36	39	36	42				36												
55.88	56.26																									
56.12	56.72	56																								
57.45	57.84																									
58.12	58.72	58																								
60.12	60.72	60	39	36			39	39	36					39	1 1/2	1 5/8										
60.66	61.06																									
62.23	62.64																									
63.12	63.72	63																								
63.83	64.24																									
65.12	65.72	65	42	39			42	42	48					42	1 5/8	1 3/4										
65.43	65.86																									
67.03	67.46																									
67.12	67.72	67																								
70.12	70.72	70	45				45	45						45	1 3/4	1 7/8										
70.26	70.69																									
71.12	71.72	71																								
71.81	72.26																									
75.03	75.51																									
75.15	75.85	75	48				48	48	56					48	1 7/8	2"										
76.61	77.09																									
77.15	77.85	77																								
79.81	80.31																									
80.15	80.85	80	52				52	52						52	2"											
82.15	82.85	82																								
85.15	85.85	85	56				56	56																		
86.18	86.72																									
88.15	88.85	88																								
89.36	89.92																									
90.15	90.85	90	60				60	60																		
94.15	94.85	94																								
95.15	95.85	95	64				64	64																		
95.76	96.34																									
98.93	99.52																									
100.15	100.85	100	68				68	68						68												
105.20	106.00	105	72				72	72						72												
105.33	105.97																									
108.51	109.14																									
110.20	111.00	110	76				76	76																		
114.91	115.57																									
115.20	116.00	115	80				80	80																		
116.20	117.00	116																								
118.08	118.77																									
120.20	121.00	120	85				85	85																		

ASME/ANSI B 18.2.2-1987	ANSI B 18.2.1-1981
¹⁾ maximum and minimum dimensions for metric sizes according to DIN 475/2 series 1 and ISO 691 (machined tolerances), American sizes according to ANSI B 18.2.1 + ASME/ANSI B 18.2.2 ²⁾ DIN ISO 4014, 4016, 4017, 4018, 4032, 4034, 4035, 4036, 8673, 8674, 8675, 8676, 8765, sizes in brackets only DIN 439, 555, 558, 601, 609, 610, 917, 931, 933, 934, 935, 936, 937, 960, 961, 979, 980, 985, 986, 1587, 2510/5, 6330, 6331, 7967, 7968, 79900 ³⁾ DIN 6914, 6915, 7999 (SW 21 + 34) ⁴⁾ DIN 561, 564 ⁵⁾ DIN 6921, 6922 ⁶⁾ DIN 6923, 6926, 6927 ⁷⁾ Standards prior to 1963 ⁸⁾ old standards	^{a)} Hex Flat and Hex Flat Jam Nuts Hex Nuts and Hex Jam Nuts Hex Slotted Nuts Hex Thick Nuts Hex Thick Slotted Nuts Hex Castle Nuts ^{b)} Square Nuts ^{c)} Heavy Square Nuts Heavy Hex Flat Nuts Heavy Hex Flat Jam Nuts Heavy Hex Nuts Heavy Hex Jam Nuts Heavy Hex Slotted Nuts ^{d)} ANSI B 18.6.3 - 1972 ^{e)} Square Bolts Hex Bolts Hex Cap Screws Lag Screws ^{f)} Heavy Hex Bolts Heavy Hex Structural Bolts Heavy Hex Screws ^{g)} ANSI B 18.6.3 - 1972 (R 1983) ^{h)} ANSI B 18.6.2 - 1972 (R 1983) * Square Bolt and Lag Screws only SP = Spark Plug

Symbols used throughout this catalogue

Symbols	
	Spanner Opening
	Spanner Opening for Hexagon Socket Head Screws
	TORX® size in mm
	Outside Square
	Inside Square
	Inside Hexagon
	Outside Hexagon
	Pipe Diameter, inside
	Pipe Diameter, outside
	Size of Insert Tool Carrier in mm (MANOSKOP®) (Inside Square)
	Size of Shell Tool Carrier in mm (MANOSKOP®) (Outside Square)
	Open Ring Spanner, hexagon
	Open Ring Spanner, bi-hexagon
	Socket, hexagon
	Socket, bi-hexagon
	Socket, hexagon, AS-drive
	Socket, bi-hexagon, AS-drive
	Socket, bi-square
	Socket, spline-drive
	for Socket Head Screw, hexagon
	for Socket Head Screw, hexagon with guide pin
	for Phillips-Recessed head Screws Phillips-Recess®, registered trademark of Phillips Screw Company
	for POZIDRIV/SUPADRIV Screws POZIDRIV/SUPADRIV®, registered trademark of European Industrial Services Ltd.
	for Trisquare Socket Head Screws
	for Inside TORX® Screws
	for Inside TORX® Screws with hollow drive tip
	for Inside TORX PLUS® Screws
	for 5-star screws
	for Outside TORX® Screws
TORX®	registered trademark of Fa. Acument Intellectual Properties, LLC, Rockford, USA STAHLWILLE holds the Manufacturing Licence for TORX® Tools
	for Spline Socket Head Screws Ribe-CV®, registered trademark of Richard Bergner GmbH & Co.
	for Slotted Head Screws
	for TRI-WING® Screws, registered trademark of Phillips Screw Company
	for TORQ-SET® Screws, registered trademark of Phillips Screw Company
	Diameter in mm
	Anti-Slip-drive
	High-Performance-Quality
	Scale Range
	Scale Division
	Weight
	Standard Pack (pieces)
	full flush cutting
	semi flush cutting
	standard bevel
	Safety insulated as per IEC 900 - AC 1000 V
	new items

STAHLWILLE Eduard Wille GmbH & Co. KG
Lindenallee 27
P.O. Box 120103
42349 Wuppertal
Germany

Tel.: +49 202 4791-0
Fax: +49 202 4791-200
info@stahlwille.de
www.stahlwille.de

WEEE-Reg.-Nr. DE 70431151

We reserve the right to alter dimensional details in order to carry out improvements. All photographs used in this catalogue represent the tools as closely as possible to their natural appearance. Model changes may take place without prior notice as in the case of design improvements. We observe all legal requirements relating to tools and safety. All rights reserved. E & OE

Printed in Germany - Copyright by STAHLWILLE Eduard Wille GmbH & Co. KG Wuppertal



STAHlwILLE Eduard Wille GmbH & Co. KG · Lindentallee 27 · 42349 Wuppertal · Deutschland
Tel.: +49 202 4791-0 · Fax: +49 202 4791-200 · info@stahlwille.de · www.stahlwille.de



X-ON Electronics

Largest Supplier of Electrical and Electronic Components

Click to view similar products for [Tool Kits & Cases](#) category:

Click to view products by [Stahlwille](#) manufacturer:

Other Similar products are found below :

[217434-1](#) [4263](#) [1055420-1](#) [11-18-3023](#) [63860-8170](#) [856600-2](#) [690372163](#) [11-40-3247](#) [63883-2870](#) [63885-0270](#) [63901-5670](#) [63866-1070](#)
[63863-5070](#) [63892-7370](#) [11-18-3209](#) [63860-4070](#) [63881-0970](#) [A0403641](#) [11-18-3040](#) [63865-2070](#) [63910-1470](#) [63861-5070](#) [63850-7470](#)
[11-18-3201](#) [63910-7570](#) [FM 0501 146](#) [63883-0670](#) [63830-0070](#) [63902-9170](#) [11-18-3147](#) [11-18-3079](#) [63883-2670](#) [63900-1770](#) [11-18-3190](#)
[63851-1070](#) [63912-4770](#) [63911-5270](#) [63895-1070](#) [63860-1470](#) [63850-6070](#) [1-69411-3](#) [63852-9270](#) [63802-6270](#) [63902-4870](#) [11-18-3202](#)
[63852-9170](#) [63850-1070](#) [63830-0170](#) [63910-2870](#) [11-18-3010](#)