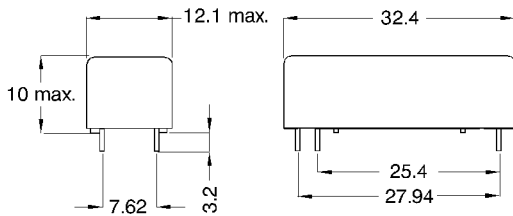
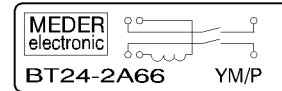
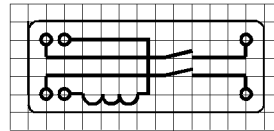


LAYOUT
pitch 2.54 mm/Top view



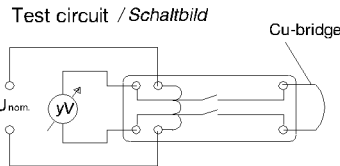
Pins: Ø0.65 mm
 L = 3.2±0.3 mm
 Material: Cu-alloy tinned

Abmessungen / dimensions (mm)
 Tolerances acc. to DIN ISO 2768-m



MARKING / Aufdruck

MEDER-Label
 Type/Layout
 Production code,
 EN60062/Factory code



Coil Data at 20 °C	Conditions	Min	Typ	Max	Unit
Coil resistance		18.450	20.500	22.550	Ohm
Coil voltage			24		VDC
Rated power			28		mW
Pull-In voltage				18	VDC
Drop-Out voltage		3,5			VDC

Contact data 66	Conditions	Min	Typ	Max	Unit
Contact rating	Any DC combination of V & A not to exceed their individual max.'s			10	W
Switching voltage (>20 AT)	DC or Peak AC			200	V
Switching current	DC or Peak AC			0,5	A
Carry current	DC or Peak AC			1	A
Contact resistance static	Measured with 40% overdrive Start Value			150	mOhm
Insulation resistance	RH <45 %, 100 VDC test voltage	10			GOhm
Breakdown voltage (>20 AT)	according to IEC 255-5	250			VDC
Operate time incl. bounce	measured with 40% overdrive			0,8	ms
Release time	measured with no coil excitation			0,2	ms
Capacitance	@ 10 kHz across open switch		0,2		pF

Special Product Data	Conditions	Min	Typ	Max	Unit
Number of contacts				2	
Contact - form				A - NO	
Dielectric Strength Coil/Contact	according to IEC 255-5	2.000			VAC
Insul.voltage all connections/case		1.000			VAC
Case colour				silver metallic	
Housing material				Metal/ Fe	
Sealing compound				Polyurethan	
Connection pins				Ni-alloy tinned	
RoHS conformity				yes	



Products for tomorrow...

Europe: +49 / 7731 8399 0 | Email: info@meder.com
USA: +1 / 508 295 0771 | Email: salesusa@meder.com
Asia: +852 / 2955 1682 | Email: salesasia@meder.com

Item No.:
8824271800
Item:
BT24-2A66
BT24-2A71

Environmental data	Conditions	Min	Typ	Max	Unit
Shock	1/2 sine wave duration 11ms			50	g
Vibration	from 10 - 2000 Hz			20	g
Operating temperature		-20		70	°C
Soldering temperature	wave soldering max. 5 sec.			260	°C
Washability		fully sealed			

General data	Conditions	Min	Typ	Max	Unit
Total weight			10,8		g
Packaging		plastic tube, 39 pcs./each			

Modifications in the sense of technical progress are reserved

Designed at: 09.08.07 Designed by: WKOVACS
Last Change at: 08.04.11 Last Change by: WKOVACS

Approval at: 21.10.08 Approval by: KOLBRICH
Approval at: 08.04.11 Approval by: CRUF

Version: 03

X-ON Electronics

Largest Supplier of Electrical and Electronic Components

Click to view similar products for [Reed Relays](#) category:

Click to view products by [Standexmeder](#) manufacturer:

Other Similar products are found below :

[M2C24AH](#) [D1A05HD-3](#) [741A10](#) [8000-0211](#) [8000-0217](#) [836C2](#) [922A06C4C](#) [PRMA1A12C](#) [PRMA1A24B](#) [PRMA1A24C](#) [PRMA1B12C](#)
[PRMA1B24C](#) [PRMA1C05F](#) [PRMA2A24C](#) [R1C5DR](#) [R2A5D](#) [1220-0039](#) [RA30521051](#) [RA31232051](#) [HGS1005](#) [HGS1021](#) [HGS1048](#)
[HGS1088](#) [HGS2MT51111F00](#) [HGS2MT51111M00](#) [HGZM1C24](#) [HGZM2C05](#) [HGZM2C48](#) [DA1A24DWD](#) [DA1A-24V](#) [DA1C05FWD](#)
[DA1C12FW](#) [DA2A-6V](#) [134MPCX-3](#) [MRR1ADS8-12D](#) [MRR1ADS8-24D](#) [MRR1ADS8-5D](#) [MRR1ADSK-12D](#) [159-151-T00](#) [MSS62A05](#)
[MSS71A05](#) [MSS71A05B](#) [MSS71A12](#) [MSS71A24](#) [1804-105](#) [191TE1C2M-5S](#) [191TE2A1-5G](#) [191TE2A1-6G](#) [193RE4C3-24G](#) [HYR2001-1520](#)