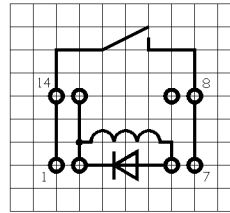
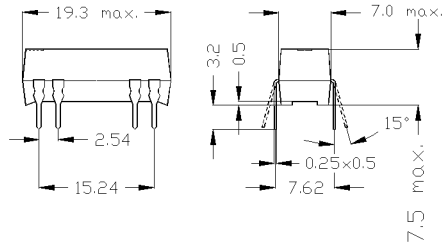
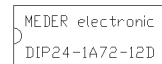


Belegung / layout : 12 D



Aufdruck / marking :



Raster / pitch 2.54
 Ansicht von oben / top view

dimensions / Abmessungen (mm)
 tolerances acc. to DIN ISO 2768-m

Coil Data at 20 °C	Conditions	Min	Typ	Max	Unit
Coil resistance		1.800	2.000	2.200	Ohm
Coil voltage			24		VDC
Rated power			288		mW
Coil current			12		mA
Thermal resistance	max. Relay temperature = operating temperature + self heating		100		K/W
Inductance			220		mH
Pull-In voltage				16,8	VDC
Drop-Out voltage		3,6			VDC

Contact data 66/3	Conditions	Min	Typ	Max	Unit
Contact rating	Any DC combination of V & A not to exceed their individual max.'s			10	W
Switching voltage	DC or Peak AC			200	V
Switching current	DC or Peak AC			1	A
Carry current	DC or Peak AC			1,25	A
Contact resistance static	Measured with 40% overdrive Start Value			150	mOhm
Insulation resistance	RH <45 %, 100 V test voltage	1,5			TOhm
Breakdown voltage (> 20 AT)	according to IEC 255-5	0,5			kV DC
Operate time incl. bounce	measured with 40% overdrive			0,5	ms
Release time	measured with no coil excitation			0,1	ms
Capacity	@ 10 kHz across open switch		0,2		pF

Special Product Data	Conditions	Min	Typ	Max	Unit
Number of contacts				1	
Contact - form				A - NO	
Dielectric Strength Coil/Contact	according to IEC 255-5	1,5			kV DC
Insulation resistance Coil/Contact	RH <45%, 200 VDC test voltage	5			TOhm
Capacity Coil/Contact	@ 10 kHz		0,8		pF
Case colour				black	
Housing material				epoxy resin	
Connection pins				CuFe2P tin plated	
Magnetic Shield				no	
Reach / RoHS conformity				yes	
Approval				UL File No. NRNT2.156887	
Approval				UL File No. NRNT8.156887	

Modifications in the sense of technical progress are reserved



Products for tomorrow...

Europe: +49 / 7731 8399 0 | Email: info@meder.com
USA: +1 / 508 295 0771 | Email: salesusa@meder.com
Asia: +852 / 2955 1682 | Email: salesasia@meder.com

Item No.:
3224100112
Item:
DIP24-1A72-12D

Environmental data	Conditions	Min	Typ	Max	Unit
Shock	1/2 sine wave duration 11ms			50	g
Vibration	from 10 - 2000 Hz			20	g
Operating temperature		-20		70	°C
Storage temperature		-35		95	°C
Soldering temperature	wave soldering max. 5 sec.			260	°C
Washability		fully sealed			

General data	Conditions	Min	Typ	Max	Unit
Total weight			2,1		g
Packaging		Tube per 25 piece			

Modifications in the sense of technical progress are reserved

Designed at: 28.04.04 Designed by: SCHELLHORN
Last Change at: 28.04.04 Last Change by: SCHELLHORN

Approval at: 02.11.09 Approval by: KOLBRICH
Approval at: Approval by:

Version: 01

X-ON Electronics

Largest Supplier of Electrical and Electronic Components

Click to view similar products for [Reed Relays](#) category:

Click to view products by [Standexmeder](#) manufacturer:

Other Similar products are found below :

[M2C24AH](#) [D1A05HD-3](#) [741A10](#) [8000-0211](#) [8000-0217](#) [836C2](#) [922A06C4C](#) [PRMA1A12C](#) [PRMA1A24B](#) [PRMA1A24C](#) [PRMA1B12C](#)
[PRMA1B24C](#) [PRMA1C05F](#) [PRMA2A24C](#) [R1C5DR](#) [R2A5D](#) [1220-0039](#) [RA30521051](#) [RA31232051](#) [HGS1005](#) [HGS1021](#) [HGS1048](#)
[HGS1088](#) [HGS2MT51111F00](#) [HGS2MT51111M00](#) [HGZM1C24](#) [HGZM2C05](#) [HGZM2C48](#) [DA1A24DWD](#) [DA1A-24V](#) [DA1C05FWD](#)
[DA1C12FW](#) [DA2A-6V](#) [134MPCX-3](#) [MRR1ADS8-12D](#) [MRR1ADS8-24D](#) [MRR1ADS8-5D](#) [MRR1ADSK-12D](#) [159-151-T00](#) [MSS62A05](#)
[MSS71A05](#) [MSS71A05B](#) [MSS71A12](#) [MSS71A24](#) [1804-105](#) [191TE1C2M-5S](#) [191TE2A1-5G](#) [191TE2A1-6G](#) [193RE4C3-24G](#) [HYR2001-1520](#)