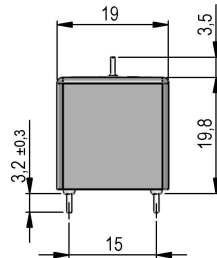
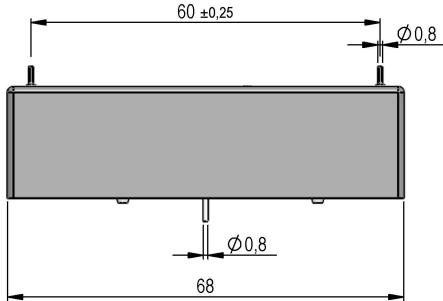
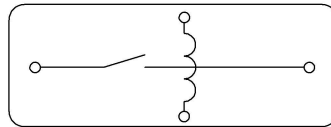



Dimensions mm[inch]
 tolerances acc. to DIN ISO 2768-m
 Toleranzen gem. DIN ISO 2768-m



Layout
 Top view
 Draufsicht



Isometric
 Scale 1:2
 Maßstab 1:2



Marking
 according to EN60062/factory code
 gem. EN60062/Fertigungsstätte



Coil Data at 20 °C	Conditions	Min	Typ	Max	Unit
Coil resistance		900	1.000	1.100	Ohm
Coil voltage			24		VDC
Rated power			576		mW
Pull-In voltage				18	VDC
Drop-Out voltage		2			VDC

Contact data 83	Conditions	Min	Typ	Max	Unit
Contact rating	Any DC combination of V & A not to exceed their individual max.'s			50	W
Switching voltage	DC or Peak AC			7.500	V
Switching current	DC or Peak AC			3	A
Carry current	DC or Peak AC			5	A
Contact resistance static	Measured with 40% overdrive Start Value			150	mOhm
Insulation resistance	RH <45 %, 100 V test voltage	10			TOhm
Breakdown voltage	according to EN 60255-5	10			kV DC
Operate time incl. bounce	measured with 40% overdrive			3	ms
Release time	measured with no coil excitation			1,5	ms
Capacitance	@ 10 kHz across open switch		1		pF
Remark		Limit for "Arc test" 5mA			

Special Product Data	Conditions	Min	Typ	Max	Unit
Number of contacts			1		
Contact - form			A - NO		
Dielectric Strength Coil/Contact	according to EN 60255-5	15			kV DC
Insulation resistance Coil/Contact	RH <45%, 200 VDC test voltage	10			TOhm
Case color			grey		
Housing material			Polycarbonat		
Sealing compound			Polyurethan		
Connection pins			cu-alloy tinned		



Europe: +49 / 7731 8399 0

| Email: info@standexmeder.com

USA: +1 / 508 295 0771

| Email: salesusa@standexmeder.com

Asia: +852 / 2955 1682

| Email: salesasia@standexmeder.com

Item No.:

8424183026

Item:

HM24-1A83-26

Environmental data	Conditions	Min	Typ	Max	Unit
Shock	1/2 sine wave duration 11ms			50	g
Vibration	from 10 - 2000 Hz			20	g
Operating temperature		-20		70	°C
Storage temperature		-35		105	°C
Soldering temperature	wave soldering max. 5 sec.			260	°C

Modifications in the sense of technical progress are reserved

Designed at: 19.04.04 Designed by: EBUNKE

Approval at: 19.07.11 Approval by: CRUF

Last Change at: 06.08.14 Last Change by: AAI

Approval at: 14.04.15 Approval by: DRUDOLF

Rev. No.: 9

X-ON Electronics

Largest Supplier of Electrical and Electronic Components

Click to view similar products for [Reed Relays](#) category:

Click to view products by [Standexmeder](#) manufacturer:

Other Similar products are found below :

[M2C24AH](#) [D1A05HD-3](#) [741A10](#) [8000-0211](#) [8000-0217](#) [836C2](#) [922A06C4C](#) [PRMA1A12C](#) [PRMA1A24B](#) [PRMA1A24C](#) [PRMA1B12C](#)
[PRMA1B24C](#) [PRMA1C05F](#) [PRMA2A24C](#) [R1C5DR](#) [R2A5D](#) [1220-0039](#) [RA30521051](#) [RA31232051](#) [HGS1005](#) [HGS1021](#) [HGS1048](#)
[HGS1088](#) [HGS2MT51111F00](#) [HGS2MT51111M00](#) [HGZM1C24](#) [HGZM2C05](#) [HGZM2C48](#) [DA1A24DWD](#) [DA1A-24V](#) [DA1C05FWD](#)
[DA1C12FW](#) [DA2A-6V](#) [134MPCX-3](#) [MRR1ADS8-12D](#) [MRR1ADS8-24D](#) [MRR1ADS8-5D](#) [MRR1ADSK-12D](#) [159-151-T00](#) [MSS62A05](#)
[MSS71A05](#) [MSS71A05B](#) [MSS71A12](#) [MSS71A24](#) [1804-105](#) [191TE1C2M-5S](#) [191TE2A1-5G](#) [191TE2A1-6G](#) [193RE4C3-24G](#) [HYR2001-1520](#)