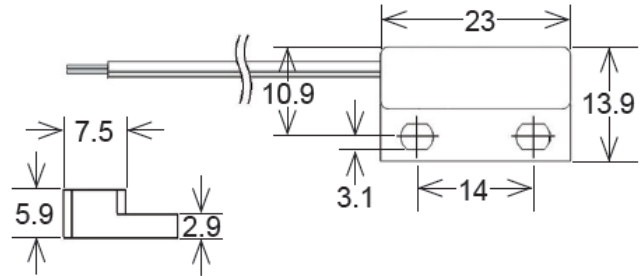
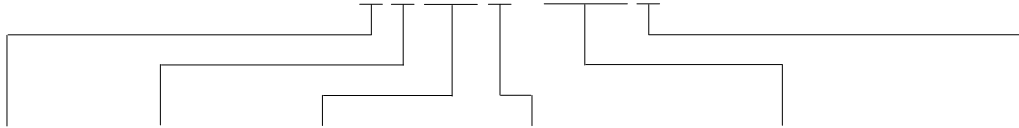


MK04 Series Reed Sensors



- Features: Standard Screw Fastening Reed Sensor with Cable Termination, Five Operation Sensitivities
- Applications: Door & Window Contacts, Pneumatic or Hydraulic Actuator Position Indication & Others
- Markets: Appliance, Industrial, Security & Others

Part Description: **MK 04-0X00X-000X**



Contact QTY	Contact Form	Switch Model	Magnetic Sensitivity	Cable Length (mm)	Termination
01	A, B, C	66, 75, 90	B, C, D, E, F, G	200, 300, 500, 1,000, 1,500, 2,000, 3,000, 5,000	w

Customer Options	Switch Model			Unit
	66	75	90	
Contact Data				
Rated Power (max.) Any DC combination of V&A not to exceed their individual max.'s	10	10	10	W
Switching Voltage (max.) DC or peak AC	200	500	175	V
Switching Current (max.) DC or peak AC	0.5	0.5	0.5	A
Carry Current (max.) DC or peak AC	1.0	1.0	1.0	A
Contact Resistance (max.) @ 0.5V & 50mA	150	200	150	mOhm
Breakdown Voltage (min.) According to EN60255-5	0.25	1.5	0.2	kVDC
Operating Time (max.) Incl. Bounce; Measured with w/ Nominal Voltage	0.7	0.5	0.7	ms
Release Time (max.) Measured with no Coil Excitation	0.05	0.1	1.5	ms
Insulation Resistance (typ.) Rh<45%, 100V Test Voltage	10 ¹⁰	10 ¹⁰	10 ⁹	GOhm
Capacitance (typ.) @ 10kHz across open Switch	0.3	0.4	1.5	pF

Series Datasheet – MK04 Reed Sensors

www.standexmeder.com

Housing and Cable Specifications	
Housing Material	PBT Glass Fibre Reinforced
Case Color	White
Sealing Compound	Polyurethan
Cable Typ	Flat Cable
Cable Material	PVC
Cross Section (mm ²)	2 x 0.14 / 3x0,14

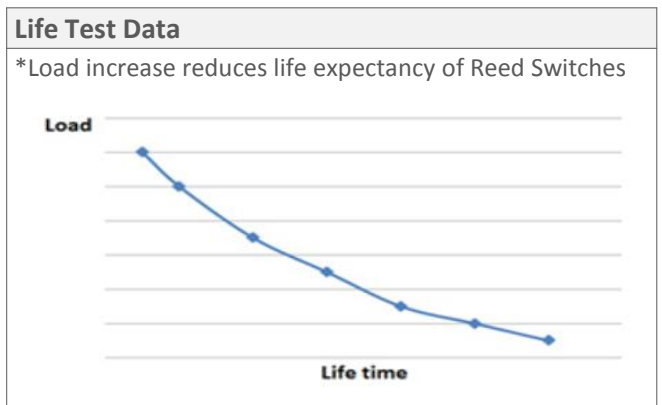
Environmental Data		Unit
Shock Resistance (max.) 1/2 sine wave duration 11ms	50	g
Vibration Resistance (max.)	20	g
Operating Temperature Cable not moved	-05 to 70	°C
Operating Temperature Cable moved	-30 to 70	°C
Storage Temperature	-30 to 70	°C

Glossary Contact Form		
Form A	NO = Normally Open Contacts SPST = Single Pole Single Throw	
Form B	NC = Normally Closed Contacts SPST = Single Pole Single Throw	
Form C	Changeover SPDT = Single Pole Double Throw	

Glossary Magnetic Sensitivity							
Sens.	A	B	C	D	E	F	G
AT	05-10	10-15	15-20	20-25	25-30	30-35	35-40



- ### Handling & Assembly Instructions
- Max torque of screw is 1Nm
 - Cable bending-radius is diameter x 15
 - Min. bending distance to housing is 5mm
 - Drag mark out of the mounting area forbidden
 - Decrease switching distance by mounting on iron
 - Do not use magnetically inductive screws
 - Series resistor recommended for > 5m cable length



X-ON Electronics

Largest Supplier of Electrical and Electronic Components

Click to view similar products for [Magnetic Sensor Development Tools](#) category:

Click to view products by [Standexmeder](#) manufacturer:

Other Similar products are found below :

[AS5134 AB](#) [MMC5633NJL-B](#) [MIKROE-1647](#) [MIKROE-1646](#) [EVAL-CN0332-PMDZ](#) [AS5510-WL_EK_DB](#) [ADA4571R-EBZ](#) [AS5170A-SO_EK_AB](#) [4366](#) [AS5013-QF_EK_AB](#) [AS5040 DB V2](#) [AS5047D-TS_EK_AB](#) [AS5048A-EK-AB-STM1.1](#) [AS5048-TS_EK_DB](#) [AS5050A-QF_EK_AB](#) [AS5132 AB](#) [AS5132 DB](#) [AS5132-PB](#) [AS5145B-EK-AB-STM1.0](#) [AS5147P-TS_EK_AB](#) [AS5162-EK-AB](#) [AS5172B-TS_EK_AB](#) [AS5247-MF_EK_SB](#) [AS5247U-TQ_EK_AB](#) [AS5247U-TQ_EK_SB](#) [AS5306-TS_EK_AB](#) [AS5311-TS_EK_AB](#) [AS5510-SOIC8-AB](#) [AS5600-SO_EK_AB](#) [AS5600-SO_EK_ST](#) [AS5601-SO_EK_ST](#) [AS5601-SO_RD_ST](#) [AS5X47U-TS_EK_AB](#) [SD4Y-EK-XX](#) [USB I&P BOX](#) [EVAL-CN0323-SDPZ](#) [EVAL-CN0368-SDPZ](#) [DFR0033](#) [S2GO3DSENSETLV493DTOBO1](#) [S2GOCURSENSETLI4970TOBO1](#) [TLE5012BE5000MS2GOTOBO1](#) [TLE5014PROGKITTOBO1](#) [EVB90316-DC](#) [EVB90316-GO](#) [EVB90333-DC](#) [EVB90393](#) [EVB922xx](#) [MMC5983-B](#) [EXTENSION BOARD V.4.0](#) [HAL USB PROGRAMMER TOOL V.1.0](#)