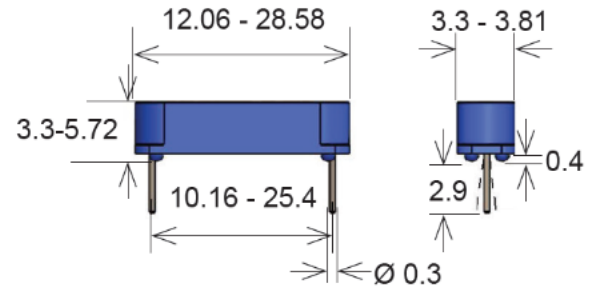


# MK06 Series Reed Sensors



- Features: High Power Switches, Various Case Sizes and Operate Sensitivities Available
- Applications: On/Off Control Switch, Position Detection, Switching Element & Others
- Markets: Appliance, Telecommunication, Security, Medical, Industry & Others

Part Description: **MK 06-0-X**

Size	Magnetic Sensitivity
4, 5, 6, 7, 8, 10	B, C, D, E, H, I, K

Customer Options	Switch Model			Unit
	66	87	90	
<b>Contact Data</b>	66	87	90	
<b>Rated Power (max.)</b> <small>Any DC combination of V&amp;A not to exceed their individual max.'s</small>	10	10	10	W
<b>Switching Voltage (max.)</b> <small>DC or peak AC</small>	200	200	175	V
<b>Switching Current (max.)</b> <small>DC or peak AC</small>	0.5	0.4	0.5	A
<b>Carry Current (max.)</b> <small>DC or peak AC</small>	1.0	0.5	1.0	A
<b>Contact Resistance (max.)</b> <small>@ 0.5V &amp; 50mA</small>	150	150	150	mOhm
<b>Breakdown Voltage (min.)</b> <small>According to EN60255-5</small>	0.25	0.23	0.2	KVDC
<b>Operating Time (max.)</b> <small>Incl. Bounce; Measured with w/ Nominal Voltage</small>	0.7	0.6	0.7	ms
<b>Release Time (max.)</b> <small>Measured with no Coil Excitation</small>	0.05	0.05	1.5	ms
<b>Insulation Resistance (typ.)</b> <small>Rh&lt;45%, 100V Test Voltage</small>	10 <sup>10</sup>	10 <sup>9</sup>	10 <sup>9</sup>	Ohm
<b>Capacitance (typ.)</b> <small>@ 10kHz across open Switch</small>	0.3	0.2	1.5	pF

Series Datasheet – MK06 Reed Sensors

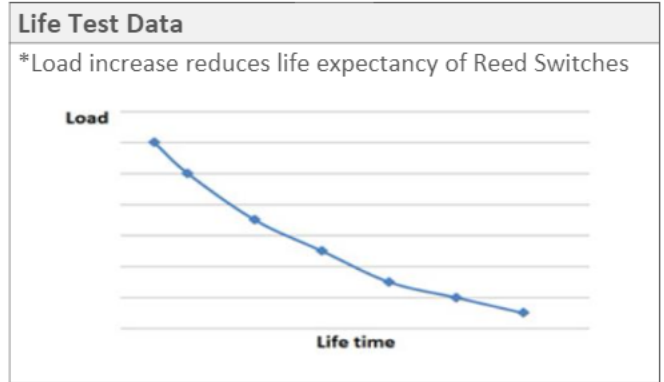

[www.standexmeder.com](http://www.standexmeder.com)

Housing and Lead Specifications	
Housing Material	PBT Glass Fibre Reinforced
Case Color	Blue
Sealing Compound	Epoxy Resin
Lead Design	THT

Environmental Data		Unit
Shock Resistance (max.) 1/2 sine wave duration 11ms	30	g
Vibration Resistance (max.)	20	g
Operating Temperature	-20 to 85	°C
Storage Temperature	-35 to 85	°C
Soldering Temperature (max.) 5 sec. max.	260	°C

Handling & Assembly Instructions	
➤	Use proper lead clamping or heat sinking techniques to prevent mechanical and/or heat stress during, soldering, and welding
➤	Mechanical shock as the result of dropping the reed sensor may cause immediate or post-installation failure

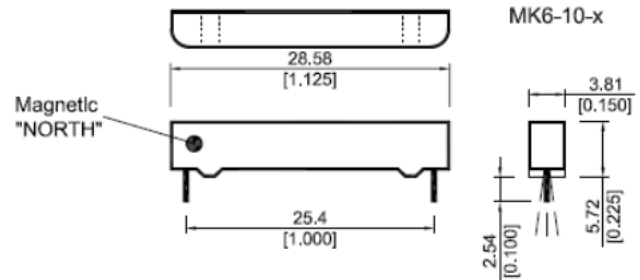
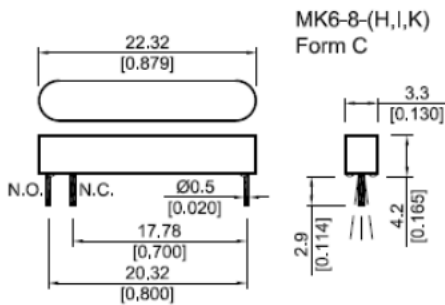
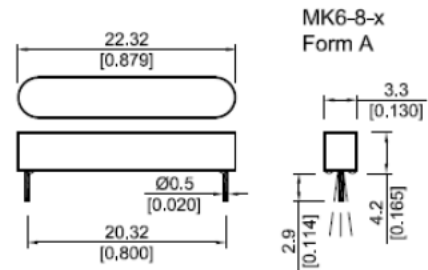
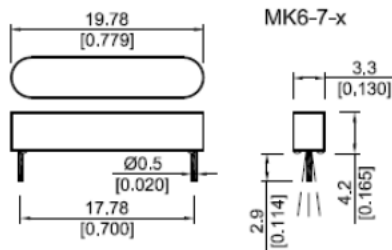
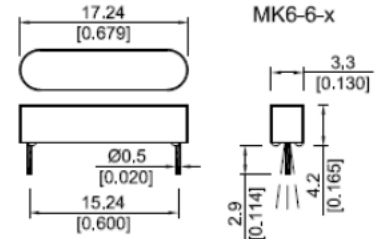
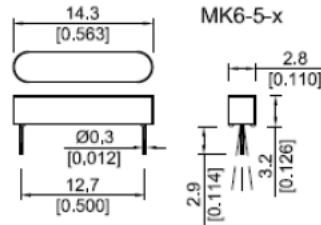
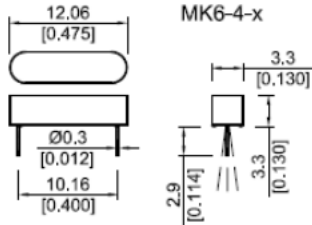
Glossary Contact Form		
Form A	NO = Normally Open Contacts SPST = Single Pole Single Throw	
Form B	NC = Normally Closed Contacts SPST = Single Pole Single Throw	
Form C	Changeover SPDT = Single Pole Double Throw	



Glossary Magnetic Sensitivity		
AT Range	Sensitivity (Form A)	Sensitivity (Form C)
05 – 10	A	
10 – 15	B	
15 – 20	C	H
20 – 25	D	I
25 – 30	E	K
30 – 35	F	
35 – 40	G	



Dimensions



## X-ON Electronics

Largest Supplier of Electrical and Electronic Components

*Click to view similar products for [Proximity Sensors](#) category:*

*Click to view products by [Standexmeder](#) manufacturer:*

Other Similar products are found below :

[01.001.5653.1](#) [70.340.1028.0](#) [70.360.2428.0](#) [70.364.4828.0](#) [70.810.1053.0](#) [72.360.1628.0](#) [73.363.6428.0](#) [8027AL20NL2CPXX](#) [FYCC8E1-2](#)  
[9221350022](#) [922AA2W-A9P-L](#) [GL-12F-C2.5X10\(LOT3\)](#) [972AB3XM-A3P-L](#) [PS3251](#) [980659-1](#) [QT-12](#) [E2E2-X5M41-M4](#) [E2E-X14MD1-G](#)  
[E2E-X2D1-G](#) [E2EX3D1SM1N](#) [E2E-X4MD1-G](#) [E2E-X5E1-5M-N](#) [E2E-X5Y2-N](#) [E2K-F10MC1](#) [5M](#) [EH-302](#) [EI3010TBOP](#) [MS605AU](#)  
[EP175-32000](#) [IC08ANC15PO-K](#) [IFRM04P1513/S35L](#) [IFRM06P1703/S35L](#) [IFRM08P1501/S35L](#) [IFRM12N17G3/L](#) [IFRM12P17G3/L](#)  
[IFRM12P3502/L](#) [IFRM12P37G1/S14L](#) [ILFK12E9189/I02](#) [ILFK12E9193/I02](#) [IMM2582C](#) [OISN-013](#) [25.161.3253.0](#) [25.332.0653.1](#)  
[25.352.0653.0](#) [25.352.0753.0](#) [25.523.3253.0](#) [9151710023](#) [922AA1HI-A4P-L](#) [922AA2XM-B9P-L](#) [922FS0.8-H4P-G-020](#) [922FS1.5C-A4P-](#)  
[Z774](#)