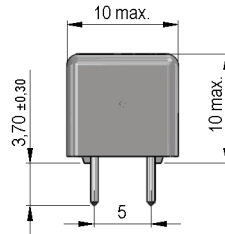
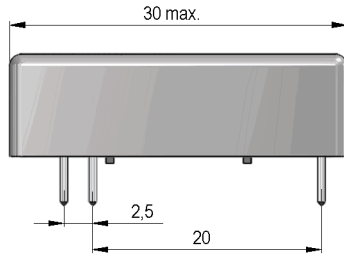
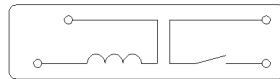



Dimensions mm[inch]

 tolerances acc. to DIN ISO 2768-m
 Toleranzen gem. DIN ISO 2768-m

Layout

 Top view
 Draufsicht

Isometric

 Scale 1:2
 Maßstab 1:2

Marking

 according to EN60062/factory code
 gem. EN60062/Fertigungsstätte


Coil Data at 20 °C	Conditions	Min	Typ	Max	Unit
Coil voltage			5		VDC
Coil resistance		324	360	396	Ohm
Rated power			70		mW
Thermal resistance	max. Relay temperature = operating temperature + self heating		85		K/W
Inductance			73		mH
Pull-In voltage				3,8	VDC
Drop-Out voltage		1			VDC

Contact data 71	Conditions	Min	Typ	Max	Unit
Contact rating	Any DC combination of V & A not to exceed their individual max.'s			10	W
Switching voltage	DC or Peak AC			200	V
Switching current	DC or Peak AC			0,5	A
Carry current	DC or Peak AC			1,25	A
Contact resistance static	Measured with 40% overdrive Start Value			150	mOhm
Insulation resistance	RH <45 %, 100 V test voltage	10			GOhm
Breakdown voltage	according to IEC 255-5	300			VDC
Operate time incl. bounce	measured with 40% overdrive			0,5	ms
Release time	measured with no coil excitation			0,1	ms
Capacitance	@ 10 kHz across open switch		0,3		pF

Special Product Data	Conditions	Min	Typ	Max	Unit
Number of contacts				1	
Contact - form				A - NO	
Dielectric Strength Coil/Contact	according to EN 60255-5	2,5			kV AC
Insulation resistance Coil/Contact	RH <45%, 200 VDC measuring voltage	1			TOhm
Case color				grey	
Housing material				Polyamid	
Sealing compound				Polyurethan	
Connection pins				cu-alloy tinned	
Approval				PTB 01ATEX2050 U	
Reach / RoHS conformity				yes	

Environmental data	Conditions	Min	Typ	Max	Unit
Remarks					Reed-Relay to be used for the galvanic separation



Europe: +49 / 7731 8399 0

| Email: info@standexmeder.com

Item No.:

USA: +1 / 508 295 0771

| Email: salesusa@standexmeder.com

8705171200

Asia: +852 / 2955 1682

| Email: salesasia@standexmeder.com

Item:

MRX05-1A71

Environmental data	Conditions	Min	Typ	Max	Unit
Remarks 1.		of intrinsically safe and non-intrinsically safe			
Remarks 2.		circuits with Ex-approval by PTB 01 ATEX 2050 U.			
Shock	1/2 sine, duration 11ms, in 3 axis			50	g
Vibration	from 10 - 2000 Hz			20	g
Operating temperature		-40		85	°C
Storage temperature		-55		125	°C
Soldering temperature	wave soldering max. 5 sec.			260	°C
Washability		fully sealed			

Modifications in the sense of technical progress are reserved

Designed at: 01.08.07 Designed by: WKOVACS

Approval at: 13.08.07 Approval by: KOLBRICH

Last Change at: 17.03.14 Last Change by: WKOVACS

Approval at: 17.03.14 Approval by: DSTASTNY

Version: 07

X-ON Electronics

Largest Supplier of Electrical and Electronic Components

Click to view similar products for [Reed Relays](#) category:

Click to view products by [Standexmeder](#) manufacturer:

Other Similar products are found below :

[M2C24AH](#) [D1A05HD-3](#) [741A10](#) [8000-0211](#) [8000-0217](#) [836C2](#) [922A06C4C](#) [PRMA1A12C](#) [PRMA1A24B](#) [PRMA1A24C](#) [PRMA1B12C](#)
[PRMA1B24C](#) [PRMA1C05F](#) [PRMA2A24C](#) [R1C5DR](#) [R2A5D](#) [1220-0039](#) [RA30521051](#) [RA31232051](#) [HGS1005](#) [HGS1021](#) [HGS1048](#)
[HGS1088](#) [HGS2MT51111F00](#) [HGS2MT51111M00](#) [HGZM1C24](#) [HGZM2C05](#) [HGZM2C48](#) [DA1A24DWD](#) [DA1A-24V](#) [DA1C05FWD](#)
[DA1C12FW](#) [DA2A-6V](#) [134MPCX-3](#) [MRR1ADS8-12D](#) [MRR1ADS8-24D](#) [MRR1ADS8-5D](#) [MRR1ADSK-12D](#) [159-151-T00](#) [MSS62A05](#)
[MSS71A05](#) [MSS71A05B](#) [MSS71A12](#) [MSS71A24](#) [1804-105](#) [191TE1C2M-5S](#) [191TE2A1-5G](#) [191TE2A1-6G](#) [193RE4C3-24G](#) [HYR2001-1520](#)