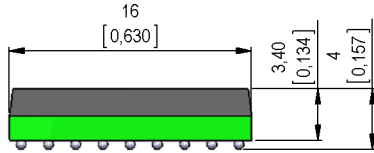


Dimensions mm[inch]

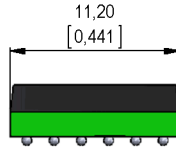
tolerances acc. to DIN ISO 2768-m
Toleranzen gem. DIN ISO 2768-m

Isometric

Scale 1:1
Maßstab 1:1




Post reflow hight



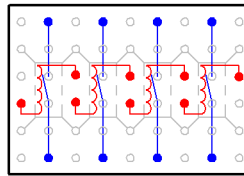
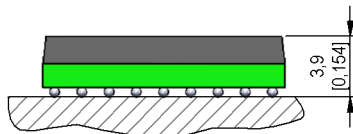
Layout

Top view
Draufsicht

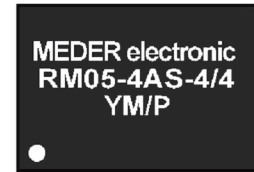


Marking

according to EN60062/factory code
gem. EN60062/Fertigungsstätte



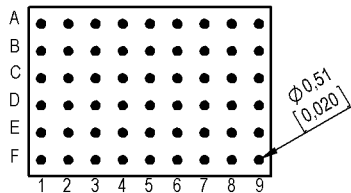
red dots = coil pins
blue dots = switch pins
grey dots = shield pins (all grey pins interconnected)



Recommended PCB Pad Layout

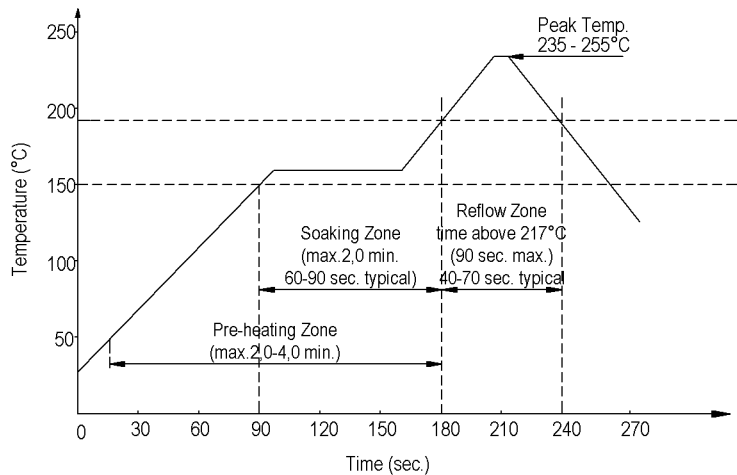
Top view / Draufsicht

Grid Spacing is 1.8mm on center



Recommended lead free reflow profile

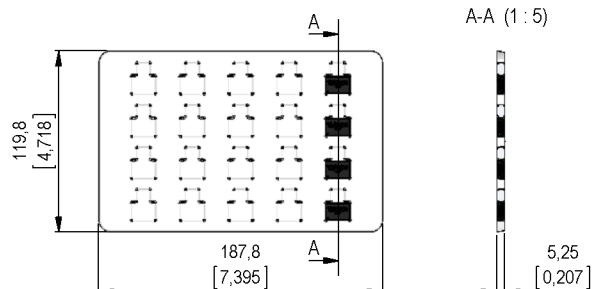
typical reflow profile for RM series for usage with
Sn96,5 Ag3 Cu0,5



HF - Parameter

See webpage www.meder.com or ask
your responsible Customer Service
Einzusehen unter www.meder.com oder kontaktieren
Sie den verantwortlichen Vertriebsmitarbeiter

Relay packaging orientation





Europe: +49 / 7731 8399 0

| Email: info@standexmeder.com

Item No.:

USA: +1 / 508 295 0771

| Email: salesusa@standexmeder.com

9605480020

Asia: +852 / 2955 1682

| Email: salesasia@standexmeder.com

Item:

RM05-4AS-4/4

Coil Data at 20 °C	Conditions	Min	Typ	Max	Unit
Coil resistance		166	185	204	Ohm
Coil voltage			5		VDC
Rated power			135		mW
Pull-In voltage				3,75	VDC
Drop-Out voltage		0,5			VDC

RF Characteristics	Conditions	Min	Typ	Max	Unit
S-Parameters		Available upon request			

Contact data 80	Conditions	Min	Typ	Max	Unit
Contact-No.		80			
Contact-form		A			
Contact-material		Rhodium			
Contact-rating	Any DC combination of V & A not to exceed their individual max.'s			10	W
Switching voltage	DC or Peak AC			170	V
Switching current	DC or Peak AC			0,5	A
Carry current	DC or Peak AC			0,5	A
Contact resistance static	Measured with 40% overdrive Start Value			200	mOhm
Insulation resistance	RH <45 %, 100 V test voltage	1	10		GOhm
Breakdown voltage	according to EN 60255-5	210			VDC
Operate time incl. bounce	measured with 40% overdrive			0,6	ms
Release time	measured with no coil excitation			0,1	ms
Capacitance	@ 10 kHz above open switch		0,2		pF

Special Product Data	Conditions	Min	Typ	Max	Unit
Number of contacts		4			
Isolation voltage Coil/Contact	according to EN 60255-5	1,5			kV DC
Insulation resistance Coil/Contact	RH <45%, 200 VDC measuring voltage	10			TOhm
Capacity Coil/Contact	@ 10 kHz		0,7		pF
Case color		black			
Sealing compound		Thermoset Molding Compound			
Material connection pads		BGA solderballs D=0,025 inches, Pb free			
Reach / RoHS conformity		yes			
Magnetic Shield		yes			

Environmental data	Conditions	Min	Typ	Max	Unit
Shock	1/2 sine wave duration 11ms			50	g
Vibration	from 10 - 2000 Hz			20	g
Operating temperature		-40		85	°C
Storage temperature		-55		125	°C
Reflow Soldering Temperature				260	°C
Washability		fully sealed			

General data	Conditions	Min	Typ	Max	Unit
Packaging		4 x 5 Blister packaged			

Modifications in the sense of technical progress are reserved

Designed at: 07.12.09 Designed by: MAPODACA

Approval at: 07.12.09 Approval by: TLANE

Last Change at: 29.02.16 Last Change by: AAI

Approval at: 15.03.16 Approval by: DSTASTNY

Version: 7

X-ON Electronics

Largest Supplier of Electrical and Electronic Components

Click to view similar products for [Reed Relays](#) category:

Click to view products by [Standexmeder](#) manufacturer:

Other Similar products are found below :

[M2C24AH](#) [D1A05HD-3](#) [741A10](#) [8000-0211](#) [8000-0217](#) [836C2](#) [922A06C4C](#) [PRMA1A12C](#) [PRMA1A24B](#) [PRMA1A24C](#) [PRMA1B12C](#)
[PRMA1B24C](#) [PRMA1C05F](#) [PRMA2A24C](#) [R1C5DR](#) [R2A5D](#) [1220-0039](#) [RA30521051](#) [RA31232051](#) [HGS1005](#) [HGS1021](#) [HGS1048](#)
[HGS1088](#) [HGS2MT51111F00](#) [HGS2MT51111M00](#) [HGZM1C24](#) [HGZM2C05](#) [HGZM2C48](#) [DA1A24DWD](#) [DA1A-24V](#) [DA1C05FWD](#)
[DA1C12FW](#) [DA2A-6V](#) [134MPCX-3](#) [MRR1ADS8-12D](#) [MRR1ADS8-24D](#) [MRR1ADS8-5D](#) [MRR1ADSK-12D](#) [159-151-T00](#) [MSS62A05](#)
[MSS71A05](#) [MSS71A05B](#) [MSS71A12](#) [MSS71A24](#) [1804-105](#) [191TE1C2M-5S](#) [191TE2A1-5G](#) [191TE2A1-6G](#) [193RE4C3-24G](#) [HYR2001-1520](#)