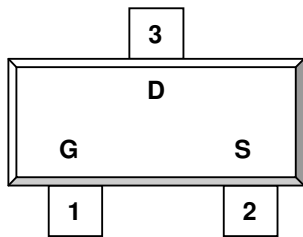


DESCRIPTION

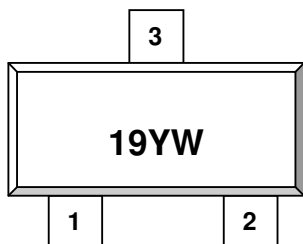
ST2319SRG is the P-Channel logic enhancement mode power field effect transistor is produced using high cell density, DMOS trench technology. This high density process is especially tailored to minimize on-state resistance. These devices are particularly suited for low voltage application such as cellular phone and notebook computer power management and other battery powered circuits where high-side switching and low in-line power loss are required in a very small outline surface mount package.

**PIN CONFIGURATION
SOT-23**


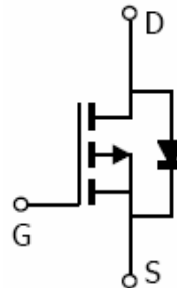
1.Gate 2.Source 3.Drain

FEATURE

- -40V/-3.5A, $R_{DS(ON)} = 75m\Omega$ (Typ.)
@VGS = -10V
- -40V/-2.8A, $R_{DS(ON)} = 105m\Omega$
@VGS = -4.5V
- Super high density cell design for extremely low $R_{DS(ON)}$
- Exceptional on-resistance and maximum DC current capability
- SOT-23 package design

**PART MARKING
SOT-23**


Y: Year Code W: Week Code





ABSOLUTE MAXIMUM RATINGS (Ta = 25°C Unless otherwise noted)

Parameter	Symbol	Typical	Unit
Drain-Source Voltage	V _{DSS}	-40	V
Gate-Source Voltage	V _{GSS}	±20	V
Continuous Drain Current (T _J =150°C)	I _D	T _A =25°C -3.5	A
		T _A =70°C -2.8	
Pulsed Drain Current	I _{DM}	-20	A
Continuous Source Current (Diode Conduction)	I _S	-1.2	A
Power Dissipation	P _D	T _A =25°C 1.20	W
		T _A =70°C 0.81	
Operation Junction Temperature	T _J	-55/150	°C
Storage Temperature Range	T _{STG}	-55/150	°C
Thermal Resistance-Junction to Ambient	R _{θJA}	105	°C/W

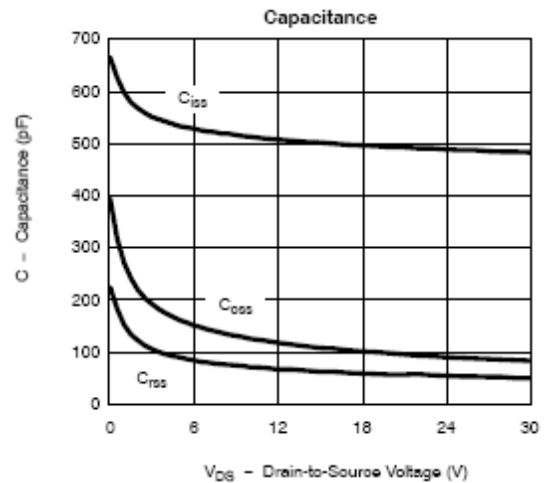
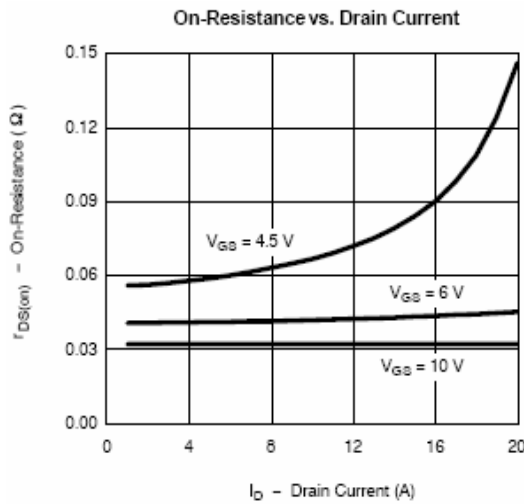
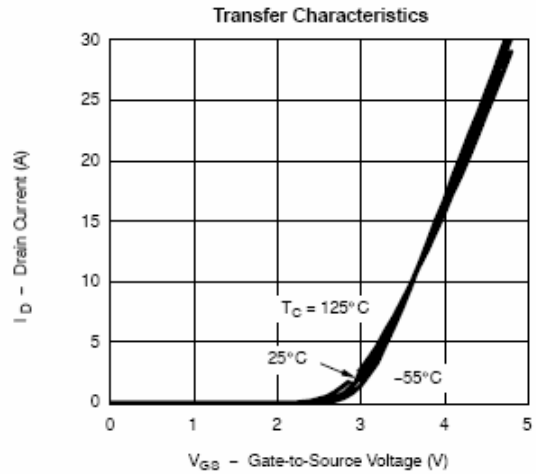
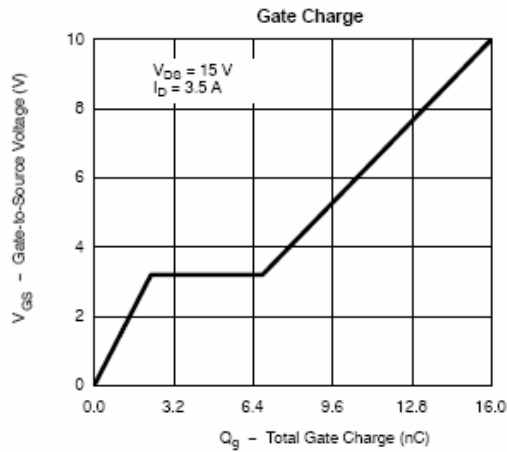


ELECTRICAL CHARACTERISTICS (Ta = 25°C Unless otherwise noted)

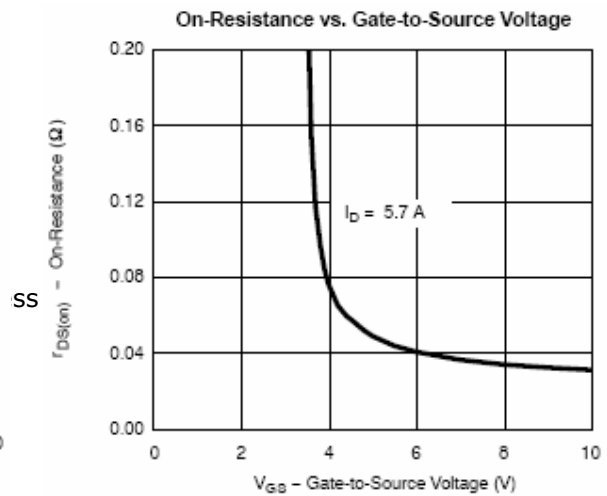
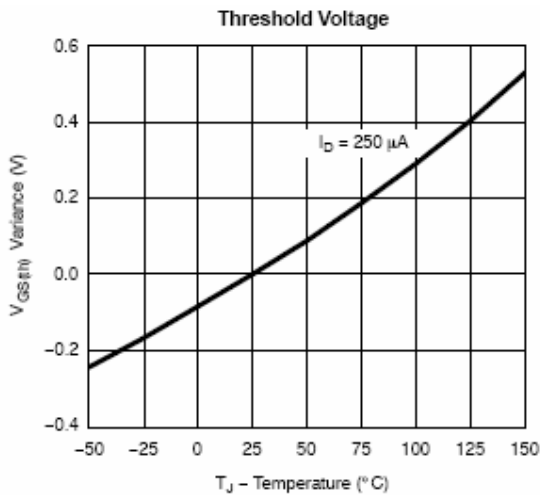
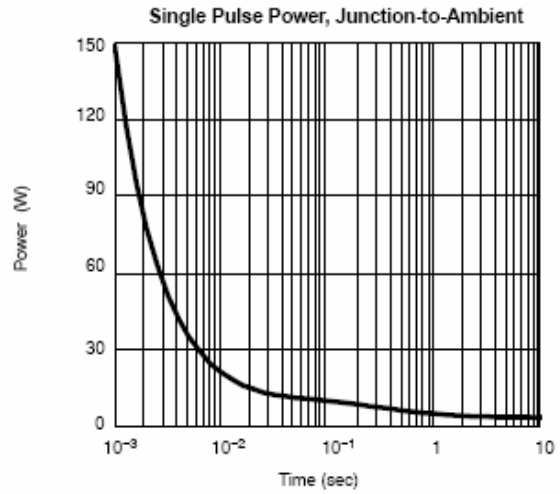
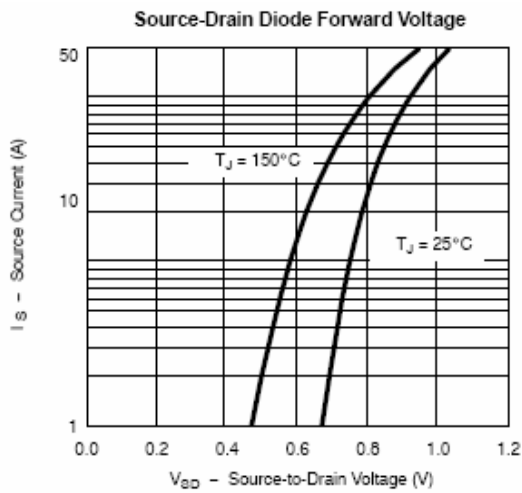
Parameter	Symbol	Condition	Min	Typ	Max	Unit
Static						
Drain-Source Breakdown Voltage	$V_{(BR)DSS}$	$V_{GS}=0V, I_D=-10\mu A$	-40			V
Gate Threshold Voltage	$V_{GS(th)}$	$V_{DS}=V_{GS}, I_D=-250\mu A$	-0.8		-1.5	V
Gate Leakage Current	I_{GSS}	$V_{DS}=0V, V_{GS}=\pm 20V$			± 100	nA
Zero Gate Voltage Drain Current	I_{DSS}	$V_{DS}=-36V, V_{GS}=0V$			-1	uA
		$V_{DS}=-36V, V_{GS}=0V$ $T_J=85^\circ C$			-5	
On-State Drain Current	$I_{D(on)}$	$V_{DS} \leq -5V, V_{GS}=-4.5V$	-3.5			A
Drain-source On-Resistance	$R_{DS(on)}$	$V_{GS}=-10V, I_D=-3.0A$ $V_{GS}=-4.5V, I_D=-2.8A$		0.075 0.105		Ω
Forward Transconductance	g_{fs}	$V_{DS}=-15V, I_D=-3.0A$		13		S
Diode Forward Voltage	V_{SD}	$I_S=-1.3A, V_{GS}=0V$			-1.0	V
Dynamic						
Total Gate Charge	Q_g	$V_{DS}=-15V$ $V_{GS}=-10V$ $I_D=-3.0A$		9	12	nC
Gate-Source Charge	Q_{gs}			1.5		
Gate-Drain Charge	Q_{gd}			2.0		
Input Capacitance	C_{iss}	$V_{DS}=-15V$ $V_{GS}=0V$ $F=1MHz$		500		pF
Output Capacitance	C_{oss}			95		
Reverse Transfer Capacitance	C_{rss}			50		
Turn-On Time	$t_{d(on)tr}$	$V_{DD}=-15V$ $R_L=15\Omega$ $I_D=-1.0A$ $V_{GEN}=-10V$ $R_G=6\Omega$		8	20	nS
Turn-Off Time	$t_{d(off)tf}$			10	20	
				30	35	
				15	20	



TYPICAL CHARACTERISTICS (25°C Unless noted)

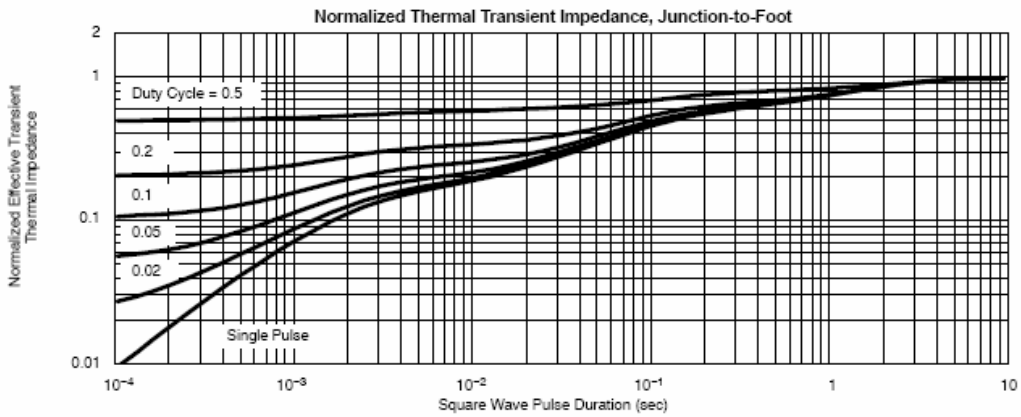
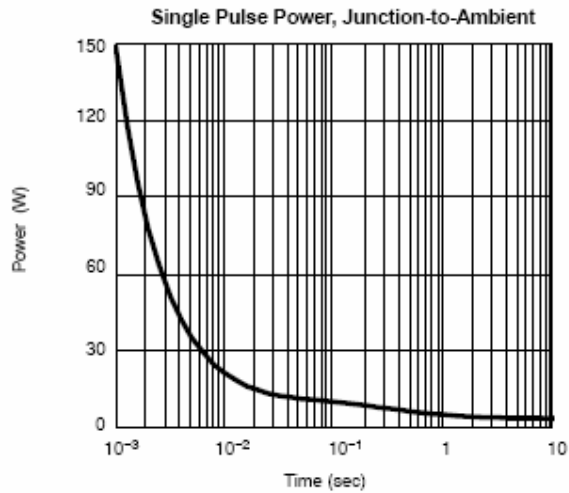
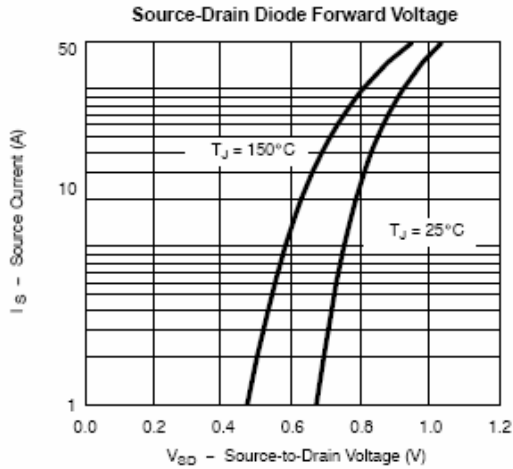


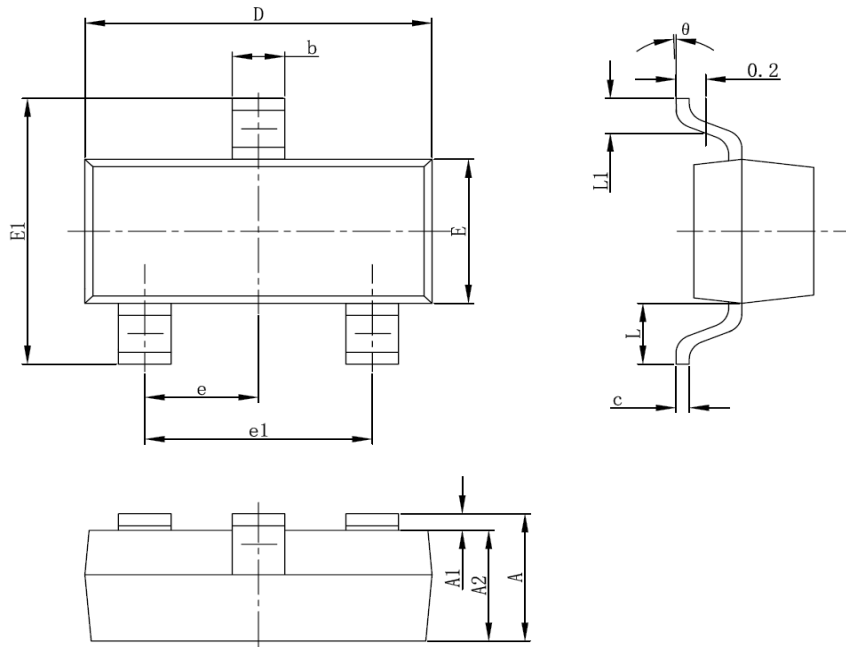
TYPICAL CHARACTERISTICS (25°C Unless noted)





TYPICAL CHARACTERISTICS (25°C Unless noted)



SOT-23 PACKAGE OUTLINE


Symbol	Dimensions In Millimeters		Dimensions In Inches	
	Min	Max	Min	Max
A	0.900	1.100	0.035	0.043
A1	0.000	0.100	0.000	0.004
A2	0.900	1.000	0.035	0.039
b	0.300	0.500	0.012	0.020
c	0.080	0.150	0.003	0.006
D	2.800	3.000	0.110	0.118
E	1.200	1.400	0.047	0.055
E1	2.250	2.550	0.089	0.100
e	0.950TYP		0.037TYP	
e1	1.800	2.000	0.071	0.079
L	0.550REF		0.022REF	
L1	0.300	0.500	0.012	0.020
theta	0°	8°	0°	8°



ST2319SRG 
P Channel Enhancement Mode MOSFET

-3.5A

X-ON Electronics

Largest Supplier of Electrical and Electronic Components

Click to view similar products for [MOSFET](#) category:

Click to view products by [STANSON Tech](#) manufacturer:

Other Similar products are found below :

[IRFD120](#) [JANTX2N5237](#) [2SK2267\(Q\)](#) [BUK455-60A/B](#) [TK100A10N1,S4X\(S](#) [MIC4420CM-TR](#) [VN1206L](#) [NDP4060](#) [SI4482DY](#)
[IRS2092STRPBF-EL](#) [IPS70R2K0CEAKMA1](#) [SQM120N06-3M5L-GE3](#) [TK31J60W5,S1VQ\(O](#) [TK31J60W,S1VQ\(O](#) [TK16J60W,S1VQ\(O](#)
[2SK2614\(TE16L1,Q\)](#) [DMN1017UCP3-7](#) [EFC2J004NUZTDG](#) [P85W28HP2F-7071](#) [NTE2384](#) [DMC2700UDMQ-7](#) [DMN2080UCB4-7](#)
[DMN61D9UWQ-13](#) [US6M2GTR](#) [DMN31D5UDJ-7](#) [DMP22D4UFO-7B](#) [IPS60R3K4CEAKMA1](#) [DMN1006UCA6-7](#) [DMN16M9UCA6-7](#)
[STF5N65M6](#) [IRF40H233XTMA1](#) [STU5N65M6](#) [DMN6022SSD-13](#) [DMN13M9UCA6-7](#) [DMTH10H4M6SPS-13](#) [IPS60R360PFD7SAKMA1](#)
[DMN2990UFB-7B](#) [SSM3K35CT,L3F](#) [IPLK60R1K0PFD7ATMA1](#) [2N7002W-G](#) [MCAC30N06Y-TP](#) [IPWS65R035CFD7AXKSA1](#)
[MCQ7328-TP](#) [SSM3J143TU,LXHF](#) [PJMF280N65E1_T0_00201](#) [PJMF380N65E1_T0_00201](#) [PJMF280N60E1_T0_00201](#)
[PJMF600N65E1_T0_00201](#) [PJMF900N65E1_T0_00201](#) [PJMF900N60E1_T0_00201](#)