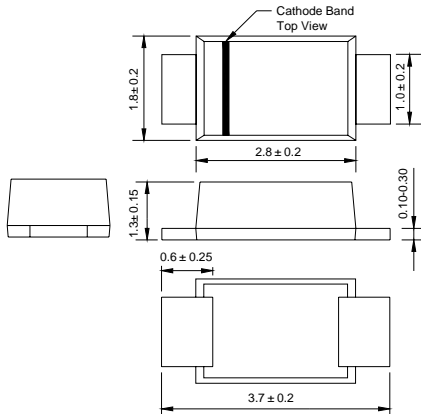


# DSS32 THRU DSS36

## SURFACE MOUNT SCHOTTKY BARRIER RECTIFIER

Reverse Voltage - 20 to 60 Volts Forward Current - 3.0 Ampere

### SOD-123FL



Dimensions in millimeters

### FEATURES

- ◆ The plastic package carries Underwriters Laboratory Flammability Classification 94V-0
- ◆ Metal silicon junction, majority carrier conduction
- ◆ Low power loss, high efficiency
- ◆ High forward surge current capability
- ◆ High temperature soldering guaranteed:  
260°C/10 seconds, 0.375" (9.5mm) lead length,  
5 lbs. (2.3kg) tension

### MECHANICAL DATA

**Case:** JEDEC SOD-123FL molded plastic body

**Terminals:** Plated axial leads, solderable per MIL-STD-750, Method 2026

**Polarity:** Color band denotes cathode end

**Mounting Position:** Any

**Weight:** 0.0007 ounce, 0.02 grams

### MAXIMUM RATINGS AND ELECTRICAL CHARACTERISTICS

Ratings at 25°C ambient temperature unless otherwise specified.  
Single phase half-wave 60Hz, resistive or inductive load, for capacitive load current derate by 20%.

	SYMBOLS	DSS32 D32	DSS33 D33	DSS34 D34	DSS35 D35	DSS36 D36	UNITS
Maximum repetitive peak reverse voltage	$V_{RRM}$	20	30	40	50	60	VOLTS
Maximum RMS voltage	$V_{RMS}$	14	21	28	35	42	VOLTS
Maximum DC blocking voltage	$V_{DC}$	20	30	40	50	60	VOLTS
Maximum average forward rectified current	$I_{(AV)}$	3.0					Amp
Peak forward surge current 8.3ms single half sine-wave superimposed on rated load (JEDEC Method)	$I_{FSM}$	80.0					Amps
Maximum instantaneous forward voltage at 3.0A	$V_F$	0.52	0.55		0.70		Volts
Maximum DC reverse current $T_A=25^\circ\text{C}$ at rated DC blocking voltage $T_A=100^\circ\text{C}$	$I_R$	0.5					mA
		20.0					
Typical thermal resistance (NOTE 1)	$R_{\theta JA}$	180					K/W
Operating junction temperature range	$T_J$	-55 to +125					°C
Storage temperature range	$T_{STG}$	-55 to +150					°C

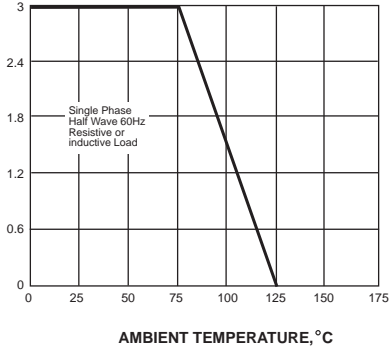
**Note:**

1. PCB mounted on 0.2\*0.2" (5.0\*5.0mm) copper pad area.

# RATINGS AND CHARACTERISTIC CURVES DSS32 THRU DSS36

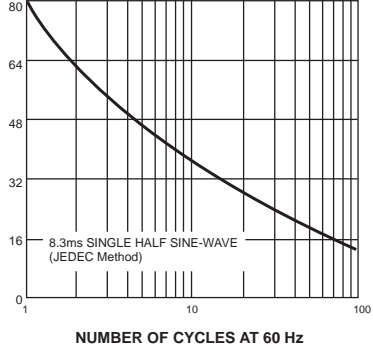
AVERAGE FORWARD RECTIFIED CURRENT, AMPERES

FIG. 1- FORWARD CURRENT DERATING CURVE



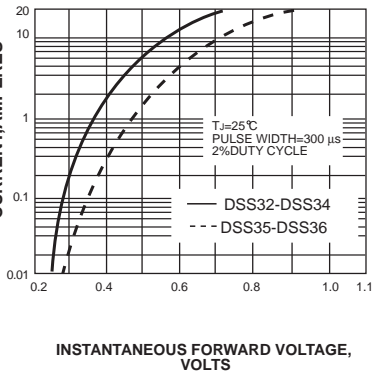
PEAK FORWARD SURGE CURRENT, AMPERES

FIG. 2-MAXIMUM NON-REPETITIVE PEAK FORWARD SURGE CURRENT



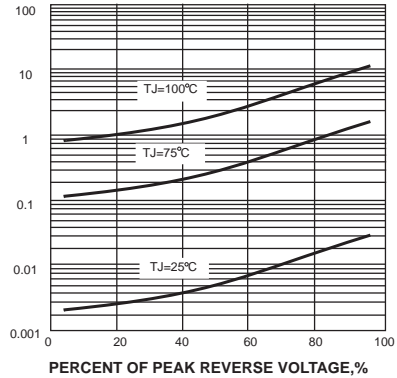
INSTANTANEOUS FORWARD CURRENT, AMPERES

FIG. 3-TYPICAL INSTANTANEOUS FORWARD CHARACTERISTICS



INSTANTANEOUS REVERSE CURRENT, MILLIAMPERES

FIG. 4-TYPICAL REVERSE CHARACTERISTICS



## X-ON Electronics

Largest Supplier of Electrical and Electronic Components

*Click to view similar products for [Schottky Diodes & Rectifiers](#) category:*

*Click to view products by [Starsea](#) manufacturer:*

Other Similar products are found below :

[MA4E2039](#) [MA4E2508M-1112](#) [MBR10100CT-BP](#) [MBR1545CT](#) [MMBD301M3T5G](#) [GS1JE-TP](#) [RB160M-50TR](#) [BAS 3010S-02LRH E6327](#)  
[BAT 54-02LRH E6327](#) [NSR05F40QNXT5G](#) [NSVR05F40NXT5G](#) [NTE555](#) [JANS1N6640](#) [SB07-03C-TB-H](#) [SBS818-TL-E](#) [SK310-T](#)  
[SK33A-TP](#) [SK34B-TP](#) [SS3003CH-TL-E](#) [PDS3100Q-7](#) [GA01SHT18](#) [CRS10I30A\(TE85L,QM](#) [MA4E2501L-1290](#) [MBRB30H30CT-1G](#)  
[HSB123JTR-E](#) [DMJ3940-000](#) [SB007-03C-TB-E](#) [SK32A-TP](#) [SK33B-TP](#) [SK35A-TP](#) [SK38B-LTP](#) [SK38B-TP](#) [NRVBM120LT1G](#) [NTE505](#)  
[NTSB30U100CT-1G](#) [SS0503SH-TL-E](#) [VS-6CWQ10FNHM3](#) [CRG04\(T5L,TEMQ\)](#) [ACDBA1100LR-HF](#) [ACDBA1200-HF](#) [ACDBA2100-HF](#)  
[ACDBA240-HF](#) [ACDBA3100-HF](#) [CDBQC0530L-HF](#) [ACDBA260LR-HF](#) [ACDBA1100-HF](#) [MA4E2502L-1246](#) [10BQ060-M3/5BT](#)  
[NRVB130LSFT1G](#) [PMAD1108-LF](#)