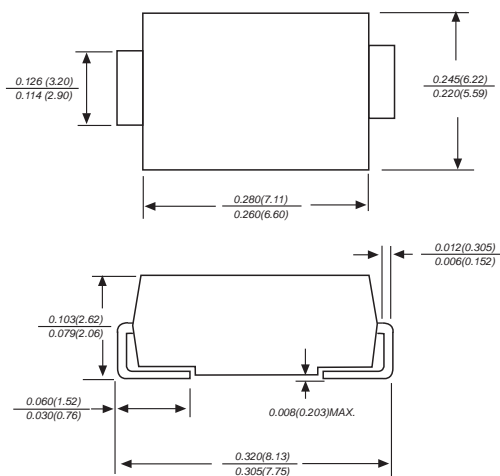


# SK32C THRU SK310C

## SURFACE MOUNT SCHOTTKY BARRIER RECTIFIER

Reverse Voltage - 20 to 100 Volts Forward Current - 3.0 Amperes

### DO-214AB



Dimensions in inches and (millimeters)

### FEATURES

- ◆ The plastic package carries Underwriters Laboratory Flammability Classification 94V-0
- ◆ For surface mounted applications
- ◆ Metal silicon junction, majority carrier conduction
- ◆ Low power loss, high efficiency
- ◆ Built-in strain relief, ideal for automated placement
- ◆ High forward surge current capability
- ◆ High temperature soldering guaranteed: 260°C/10 seconds at terminals

### MECHANICAL DATA

**Case:** JEDEC DO-214AB molded plastic body  
**Terminals:** Solder plated, solderable per MIL-STD-750, Method 2026

**Polarity:** Color band denotes cathode end

**Mounting Position:** Any

**Weight:** 0.007 ounce, 0.25grams

### MAXIMUM RATINGS AND ELECTRICAL CHARACTERISTICS

Ratings at 25°C ambient temperature unless otherwise specified.

Single phase half-wave 60Hz, resistive or inductive load, for capacitive load current derate by 20%.

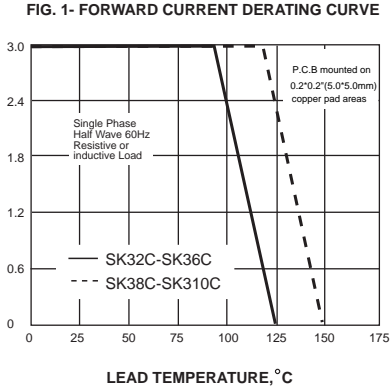
	SYMBOLS	SK32C	SK33C	SK34C	SK35C	SK36C	SK38C	SK310C	UNITS	
Maximum repetitive peak reverse voltage	$V_{RRM}$	20	30	40	50	60	80	100	V	
Maximum RMS voltage	$V_{RMS}$	14	21	28	35	42	56	70	V	
Maximum DC blocking voltage	$V_{DC}$	20	30	40	50	60	80	100	V	
Maximum average forward rectified current at $T_L$ (see fig. 1)	$I_{(AV)}$	3.0							A	
Peak forward surge current 8.3ms single half sine-wave superimposed on rated load	$I_{FSM}$	100.0							A	
Maximum instantaneous forward voltage at 3.0A	$V_F$	0.55		0.70		0.85		V		
Maximum DC reverse current at rated DC blocking voltage $T_A=25^\circ\text{C}$ $T_A=100^\circ\text{C}$	$I_R$	0.5		0.1		10		mA		
Typical junction capacitance (NOTE 1)	$C_J$	500		300		pF				
Typical thermal resistance (NOTE 2)	$R_{\theta JA}$	55.0							°C/W	
Operating junction temperature range	$T_J$	-55 to +125					-55 to +150			°C
Storage temperature range	$T_{STG}$	-55 to +150							°C	

**Note:** 1. Measured at 1MHz and applied reverse voltage of 4.0V D.C.

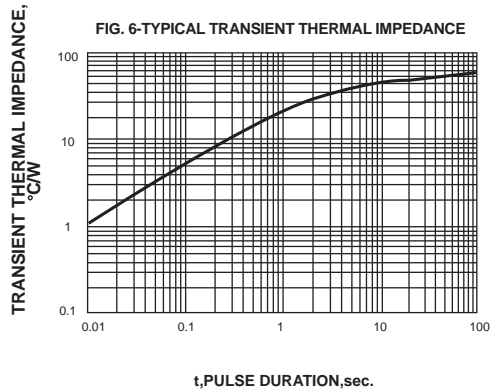
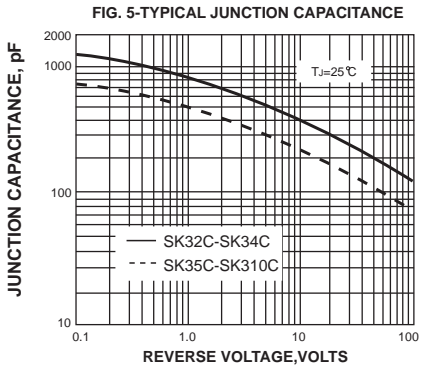
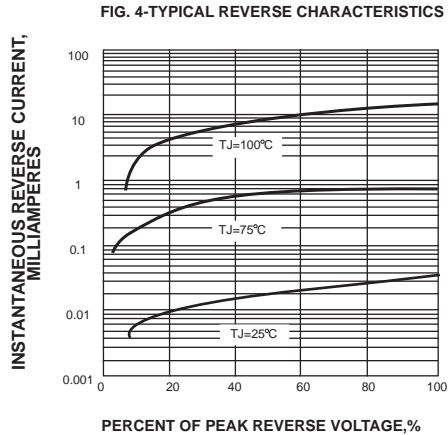
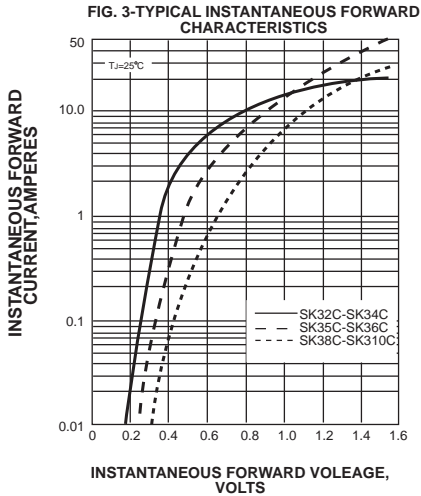
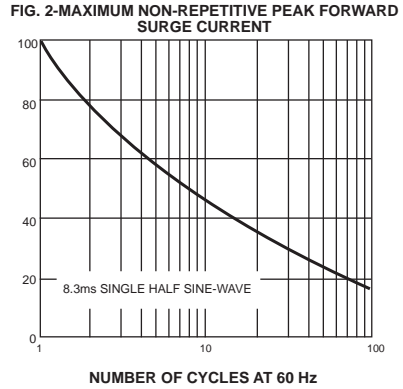
2. P.C.B. mounted with 0.2x0.2" (5.0x5.0mm) copper pad areas

# RATINGS AND CHARACTERISTIC CURVES SK32C THRU SK310C

AVERAGE FORWARD RECTIFIED CURRENT, AMPERES



PEAK FORWARD SURGE CURRENT, AMPERES



## X-ON Electronics

Largest Supplier of Electrical and Electronic Components

*Click to view similar products for [Schottky Diodes & Rectifiers](#) category:*

*Click to view products by [Starsea](#) manufacturer:*

Other Similar products are found below :

[MA4E2039](#) [MA4E2508M-1112](#) [MBR10100CT-BP](#) [MBR1545CT](#) [MMBD301M3T5G](#) [GS1JE-TP](#) [RB160M-50TR](#) [BAS 3010S-02LRH E6327](#)  
[BAT 54-02LRH E6327](#) [NSR05F40QNXT5G](#) [NSVR05F40NXT5G](#) [NTE555](#) [JANS1N6640](#) [SB07-03C-TB-H](#) [SBAT54CWT1G](#) [SK310-T](#)  
[SK33A-TP](#) [SK34B-TP](#) [SS3003CH-TL-E](#) [PDS3100Q-7](#) [GA01SHT18](#) [CRS10I30A\(TE85L,QM](#) [MA4E2501L-1290](#) [MBRB30H30CT-1G](#)  
[BAS 70-02L E6327](#) [DMJ3940-000](#) [SB007-03C-TB-E](#) [SK32A-TP](#) [SK33B-TP](#) [SK35A-TP](#) [SK38B-LTP](#) [SK38B-TP](#) [NTE505](#)  
[NTSB30U100CT-1G](#) [VS-6CWQ10FNHM3](#) [CRG04\(T5L,TEMQ\)](#) [ACDBA1100LR-HF](#) [ACDBA1200-HF](#) [ACDBA140-HF](#) [ACDBA2100-HF](#)  
[ACDBA240-HF](#) [ACDBA3100-HF](#) [CDBQC0530L-HF](#) [BAT54-13-F](#) [ACDBA340-HF](#) [ACDBA260LR-HF](#) [ACDBA1100-HF](#) [MA4E2502L-](#)  
[1246](#) [10BQ060-M3/5BT](#) [10BQ040-M3/5BT](#)