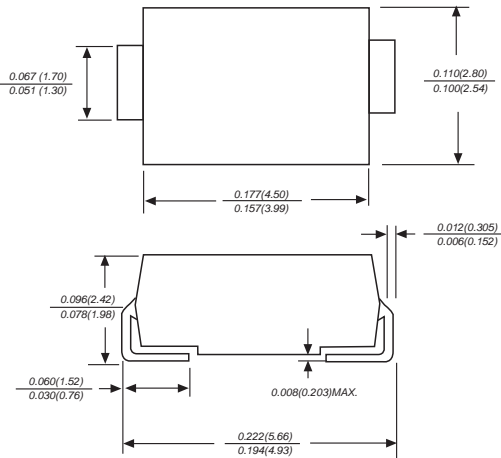


# SS12 THRU SS1200

## SURFACE MOUNT SCHOTTKY BARRIER RECTIFIER

Reverse Voltage - 20 to 200 Volts Forward Current - 1.0 Ampere

### DO-214AC



Dimensions in inches and (millimeters)

### FEATURES

- ◆ The plastic package carries Underwriters Laboratory Flammability Classification 94V-0
- ◆ For surface mounted applications
- ◆ Metal silicon junction, majority carrier conduction
- ◆ Low power loss, high efficiency
- ◆ Built-in strain relief, ideal for automated placement
- ◆ High forward surge current capability
- ◆ High temperature soldering guaranteed: 260°C/10 seconds at terminals

### MECHANICAL DATA

**Case:** JEDEC DO-214AC molded plastic body  
**Terminals:** leads solderable per MIL-STD-750, Method 2026

**Polarity:** Color band denotes cathode end

**Mounting Position:** Any

**Weight:** 0.002 ounce, 0.07 grams

### MAXIMUM RATINGS AND ELECTRICAL CHARACTERISTICS

Ratings at 25°C ambient temperature unless otherwise specified.

Single phase half-wave 60Hz, resistive or inductive load, for capacitive load current derate by 20%.

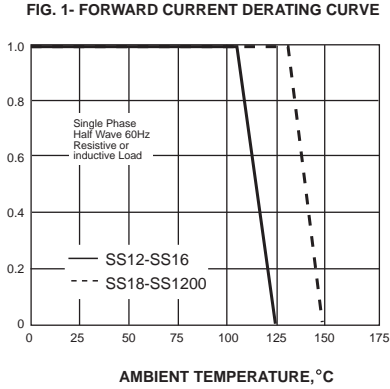
|   | SYMBOLS         | SS12        | SS13 | SS14 | SS15 | SS16 | SS18        | SS110 | SS1150 | SS1200 | UNITS |    |
|---|-----------------|-------------|------|------|------|------|-------------|-------|--------|--------|-------|----|
| Maximum repetitive peak reverse voltage   | $V_{RRM}$       | 20          | 30   | 40   | 50   | 60   | 80          | 100   | 150    | 200    | VOLTS |    |
| Maximum RMS voltage   | $V_{RMS}$       | 14          | 21   | 28   | 35   | 42   | 56          | 70    | 105    | 140    | VOLTS |    |
| Maximum DC blocking voltage   | $V_{DC}$        | 20          | 30   | 40   | 50   | 60   | 80          | 100   | 150    | 200    | VOLTS |    |
| Maximum average forward rectified current at $T_L$ (see fig. 1)   | $I_{(AV)}$      | 1.0         |      |      |      |      |             |       |        |        | Amp   |    |
| Peak forward surge current<br>8.3ms single half sine-wave superimposed on rated load (JEDEC Method)             | $I_{FSM}$       | 30.0        |      |      |      |      |             |       |        |        | Amps  |    |
| Maximum instantaneous forward voltage at 1.0A   | $V_F$           | 0.45        | 0.55 | 0.70 |      | 0.85 |             | 0.95  |        | Volts  |       |    |
| Maximum DC reverse current<br>$T_A=25^\circ\text{C}$<br>at rated DC blocking voltage<br>$T_A=100^\circ\text{C}$ | $I_R$           | 0.5         |      |      |      |      | 0.2         |       | 2.0    |        | mA    |    |
| Typical junction capacitance (NOTE 1)   | $C_J$           | 110         |      |      | 90   |      |             |       |        |        | pF    |    |
| Typical thermal resistance (NOTE 2)   | $R_{\theta JA}$ | 88.0        |      |      |      |      |             |       |        |        | °C/W  |    |
| Operating junction temperature range  | $T_J$           | -65 to +125 |      |      |      |      | -65 to +150 |       |        |        |       | °C |
| Storage temperature range   | $T_{STG}$       | -65 to +150 |      |      |      |      |             |       |        |        | °C    |    |

**Note:** 1. Measured at 1MHz and applied reverse voltage of 4.0V D.C.

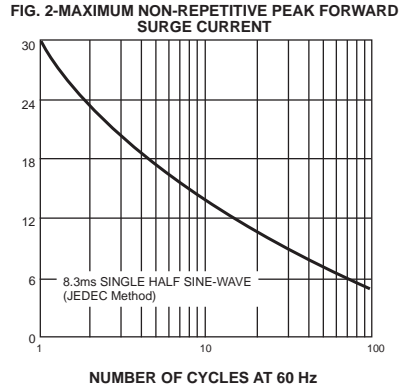
2. P.C.B. mounted with 0.2x0.2" (5.0x5.0mm) copper pad areas

# RATINGS AND CHARACTERISTIC CURVES SS12 THRU SS1200

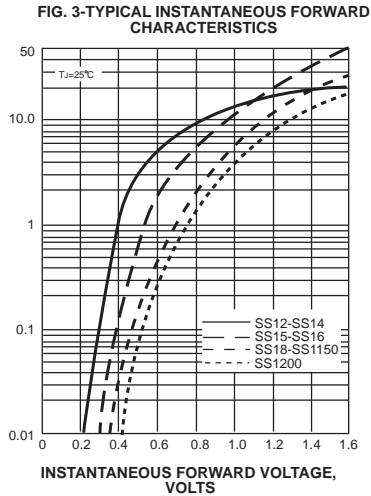
AVERAGE FORWARD RECTIFIED CURRENT,  
AMPERES



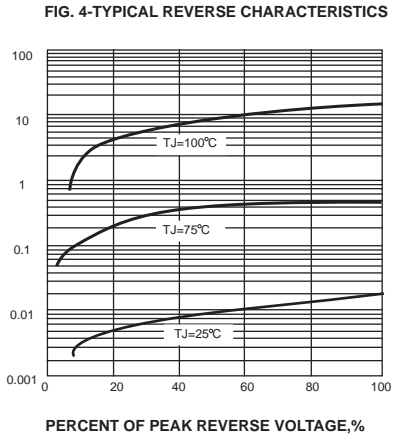
PEAK FORWARD SURGE CURRENT,  
AMPERES



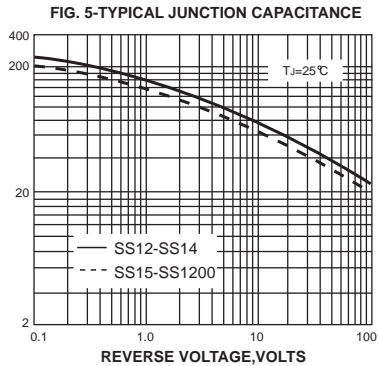
INSTANTANEOUS FORWARD CURRENT, AMPERES



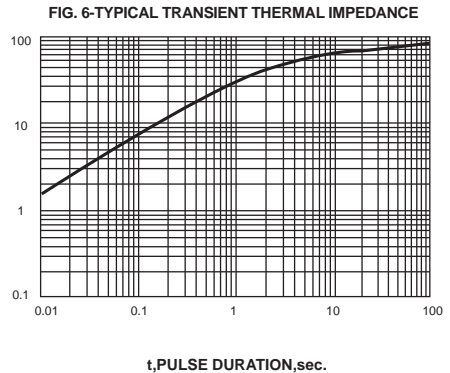
INSTANTANEOUS REVERSE CURRENT, MILLIAMPERES



JUNCTION CAPACITANCE, pF



TRANSIENT THERMAL IMPEDANCE, °C/W



## X-ON Electronics

Largest Supplier of Electrical and Electronic Components

*Click to view similar products for [Schottky Diodes & Rectifiers](#) category:*

*Click to view products by [Starsea](#) manufacturer:*

Other Similar products are found below :

[MA4E2039](#) [MA4E2508M-1112](#) [MBR10100CT-BP](#) [MBR1545CT](#) [MMBD301M3T5G](#) [GS1JE-TP](#) [RB160M-50TR](#) [BAS 3010S-02LRH E6327](#)  
[BAT 54-02LRH E6327](#) [NSR05F40QNXT5G](#) [NSVR05F40NXT5G](#) [NTE555](#) [JANS1N6640](#) [SB07-03C-TB-H](#) [SB1003M3-TL-W](#)  
[SBAT54CWT1G](#) [SBM30-03-TR-E](#) [SK310-T](#) [SK33A-TP](#) [SK34B-TP](#) [SS3003CH-TL-E](#) [PDS3100Q-7](#) [GA01SHT18](#) [CRS10I30A\(TE85L,QM](#)  
[MA4E2501L-1290](#) [MBRB30H30CT-1G](#) [BAS 70-02L E6327](#) [DMJ3940-000](#) [SB007-03C-TB-E](#) [SB10015M-TL-E](#) [SB1003M3-TL-E](#) [SK32A-](#)  
[TP](#) [SK33B-TP](#) [SK35A-TP](#) [SK38B-LTP](#) [SK38B-TP](#) [NTE505](#) [NTSB30U100CT-1G](#) [VS-6CWQ10FNHM3](#) [CRG04\(T5L,TEMQ\)](#)  
[ACDBA1100LR-HF](#) [ACDBA1200-HF](#) [ACDBA140-HF](#) [ACDBA2100-HF](#) [ACDBA240-HF](#) [ACDBA3100-HF](#) [CDBQC0530L-HF](#) [BAT54-](#)  
[13-F](#) [ACDBA340-HF](#) [ACDBA260LR-HF](#)