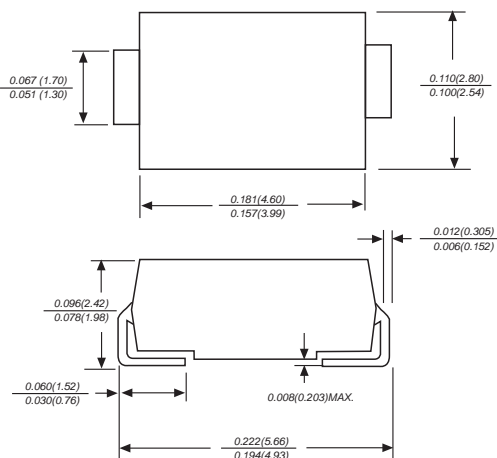


# SS32 THRU SS310

## SURFACE MOUNT SCHOTTKY BARRIER RECTIFIER

Reverse Voltage - 20 to 100 Volts Forward Current - 3.0 Amperes

### DO-214AC



Dimensions in inches and (millimeters)

### FEATURES

- ◆ The plastic package carries Underwriters Laboratory Flammability Classification 94V-0
- ◆ For surface mounted applications
- ◆ Low reverse leakage
- ◆ Built-in strain relief, ideal for automated placement
- ◆ High forward surge current capability
- ◆ High temperature soldering guaranteed: 250°C/10 seconds at terminals

### MECHANICAL DATA

**Case:** JEDEC DO-214AC molded plastic body  
**Terminals:** Solder plated, solderable per MIL-STD-750, Method 2026

**Polarity:** Color band denotes cathode end

**Mounting Position:** Any

**Weight:** 0.070grams

### MAXIMUM RATINGS AND ELECTRICAL CHARACTERISTICS

Ratings at 25°C ambient temperature unless otherwise specified.

Single phase half-wave 60Hz, resistive or inductive load, for capacitive load current derate by 20%.

	SYMBOLS	SS32	SS33	SS34	SS35	SS36	SS38	SS310	UNITS
Maximum repetitive peak reverse voltage	$V_{RRM}$	20	30	40	50	60	80	100	VOLTS
Maximum RMS voltage	$V_{RMS}$	14	21	28	35	42	56	70	VOLTS
Maximum DC blocking voltage	$V_{DC}$	20	30	40	50	60	80	100	VOLTS
Maximum average forward rectified current at $T_L$ (see fig. 1)	$I_{(AV)}$	3.0							Amps
Peak forward surge current 8.3ms single half sine-wave superimposed on rated load (JEDEC Method)	$I_{FSM}$	100.0							Amps
Maximum instantaneous forward voltage at 3.0A	$V_F$	0.55		0.70		0.85		Volts	
Maximum DC reverse current at rated DC blocking voltage	$I_R$	0.5							mA
$T_A=25^\circ\text{C}$ $T_A=100^\circ\text{C}$		20				10			
Typical junction capacitance (NOTE 1)	$C_J$	500			300			pF	
Typical thermal resistance (NOTE 2)	$R_{\theta JA}$	55.0							°C/W
Operating junction temperature range	$T_J$	-65 to +125					-65 to +150		°C
Storage temperature range	$T_{STG}$	-65 to +150							°C

**Note:** 1. Measured at 1MHz and applied reverse voltage of 4.0V D.C.

2. P.C.B. mounted with 0.2x0.2" (5.0x5.0mm) copper pad areas

# RATINGS AND CHARACTERISTIC CURVES SS32 THRU SS310

FIG. 1- FORWARD CURRENT DERATING CURVE

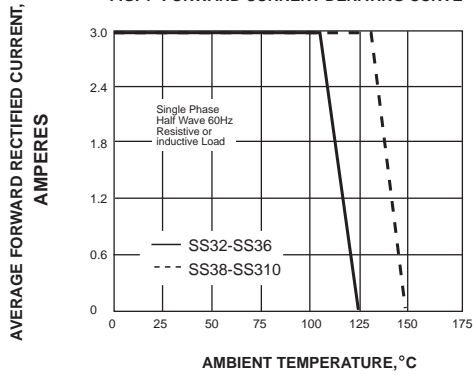


FIG. 2-MAXIMUM NON-REPETITIVE PEAK FORWARD SURGE CURRENT

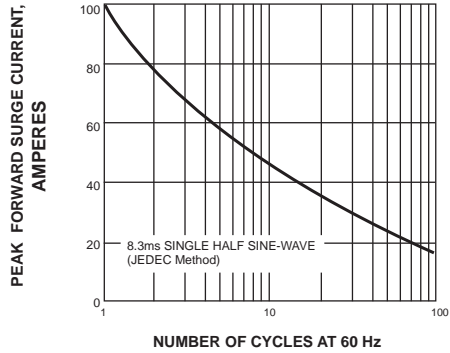


FIG. 3-TYPICAL INSTANTANEOUS FORWARD CHARACTERISTICS

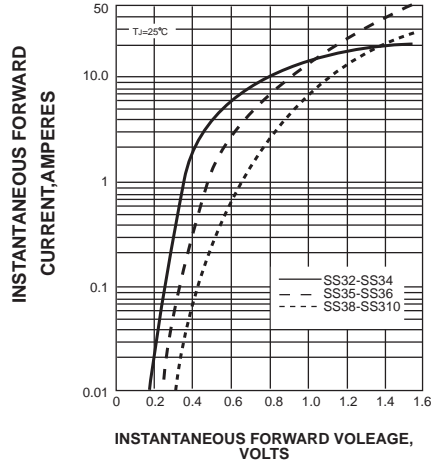


FIG. 4-TYPICAL REVERSE CHARACTERISTICS

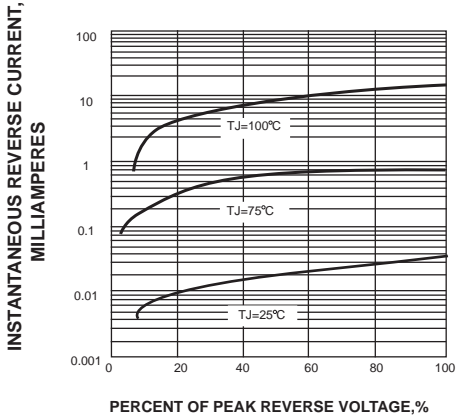


FIG. 5-TYPICAL JUNCTION CAPACITANCE

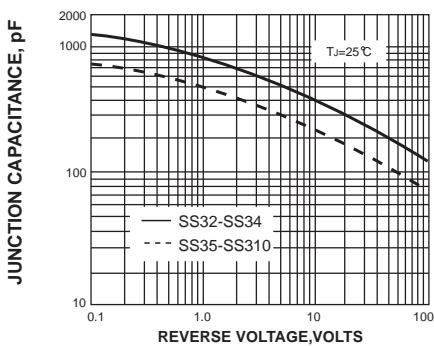
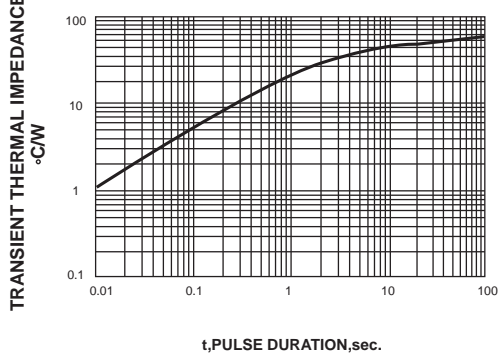


FIG. 6-TYPICAL TRANSIENT THERMAL IMPEDANCE



## X-ON Electronics

Largest Supplier of Electrical and Electronic Components

*Click to view similar products for [Schottky Diodes & Rectifiers](#) category:*

*Click to view products by [Starsea](#) manufacturer:*

Other Similar products are found below :

[MA4E2039](#) [MA4E2508M-1112](#) [MBR10100CT-BP](#) [MBR1545CT](#) [MMBD301M3T5G](#) [GS1JE-TP](#) [RB160M-50TR](#) [BAS 3010S-02LRH E6327](#)  
[BAT 54-02LRH E6327](#) [NSR05F40QNXT5G](#) [NSVR05F40NXT5G](#) [NTE555](#) [JANS1N6640](#) [SB07-03C-TB-H](#) [SB1003M3-TL-W](#)  
[SBAT54CWT1G](#) [SBM30-03-TR-E](#) [SK310-T](#) [SK33A-TP](#) [SK34B-TP](#) [SS3003CH-TL-E](#) [PDS3100Q-7](#) [GA01SHT18](#) [CRS10I30A\(TE85L,QM](#)  
[MA4E2501L-1290](#) [MBRB30H30CT-1G](#) [BAS 70-02L E6327](#) [DMJ3940-000](#) [SB007-03C-TB-E](#) [SB10015M-TL-E](#) [SB1003M3-TL-E](#) [SK32A-](#)  
[TP](#) [SK33B-TP](#) [SK35A-TP](#) [SK38B-LTP](#) [SK38B-TP](#) [NTE505](#) [NTSB30U100CT-1G](#) [VS-6CWQ10FNHM3](#) [CRG04\(T5L,TEMQ\)](#)  
[ACDBA1100LR-HF](#) [ACDBA1200-HF](#) [ACDBA140-HF](#) [ACDBA2100-HF](#) [ACDBA240-HF](#) [ACDBA3100-HF](#) [CDBQC0530L-HF](#) [BAT54-](#)  
[13-F](#) [ACDBA340-HF](#) [ACDBA260LR-HF](#)